

Drawing No.
P 960
 Sheet 1 of 2

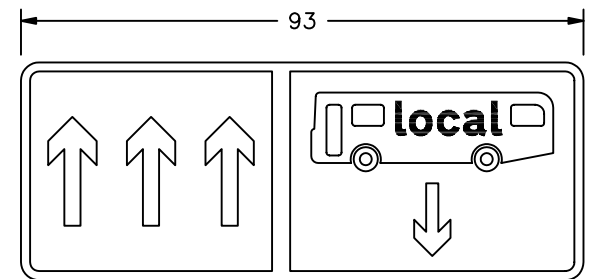
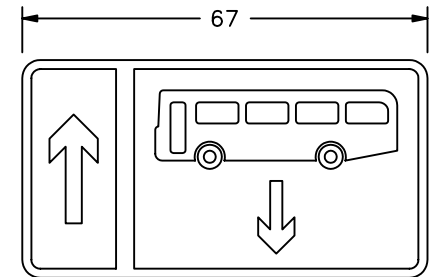
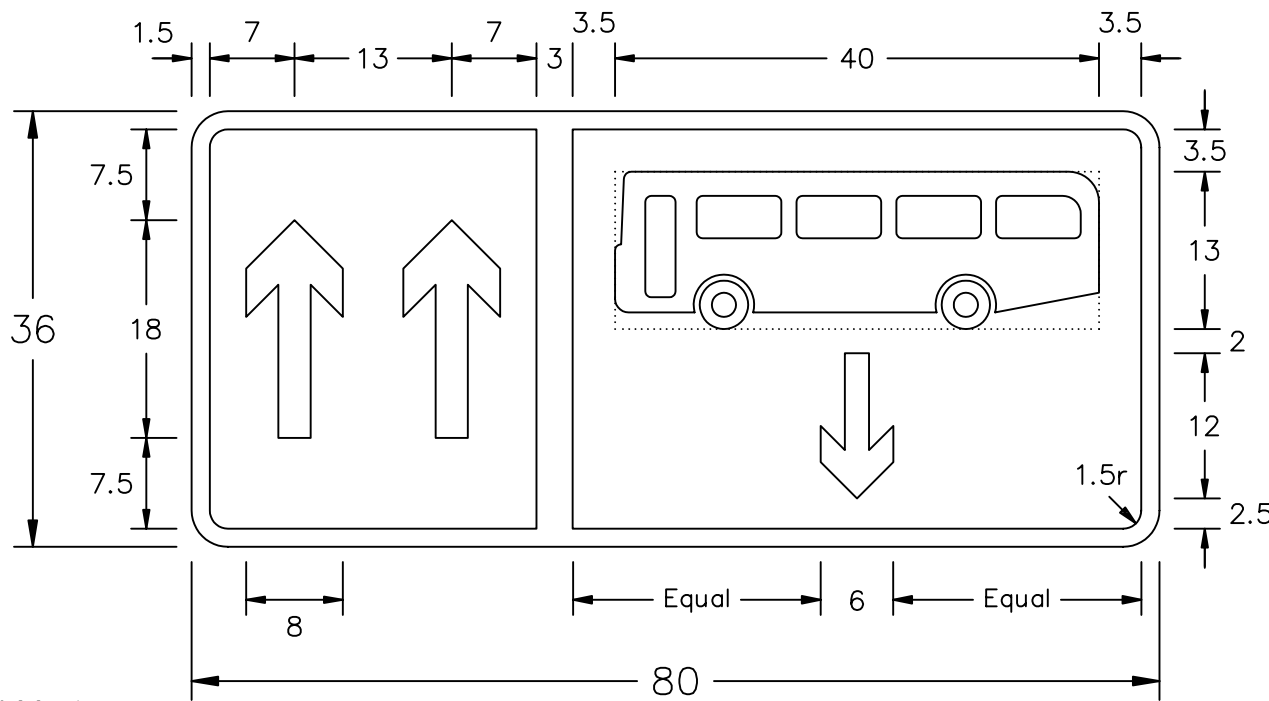
Related Drawings
 S 25 Sheets 1 & 2

Before using this drawing, confirm that it has not been superseded.

© CROWN COPYRIGHT

- NOTES: 1. Symbol details are given on drawing S 25 sheets 1 & 2. The symbols must always face left.
2. The tile outline does not form part of the sign.
3. COLOURS : Background ----- BLUE
 Symbols, Arrows & Border --- WHITE
 Legend on bus symbol ----- BLACK
4. DIMENSIONS : All in stroke widths (1sw = ¼ of notional x-height).
 The table of sign sizes shows the actual sign sizes in millimetres for the sign with two ahead arrows.
5. See sheet 2 for variants that include the cycle symbol.

TABLE OF SIGN SIZES (mm) (See note 4)		
One stroke width	12.5	15
Width of sign	1000	1200
Height of sign	450	540



VARIANTS

P960-1

Department for
Transport

Title: Regulatory Signs
CONTRA-FLOW BUS LANE

Issue: Date:
 A: 8.7.94
 B: 28.7.95
 C: 9.8.04

Drawn by: S.P./R.M.
 Approved by: R.M.

Dimensions:
 SEE
 NOTE 4

Drawing No.
P 960
 Sheet 1 of 2

Drawing No.
P 960
 Sheet 2 of 2

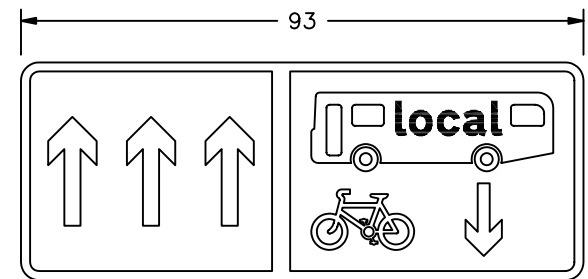
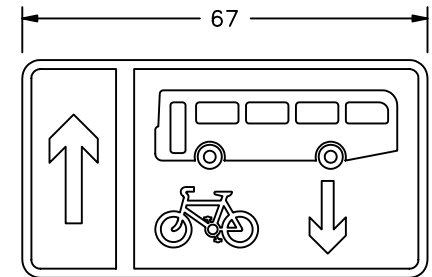
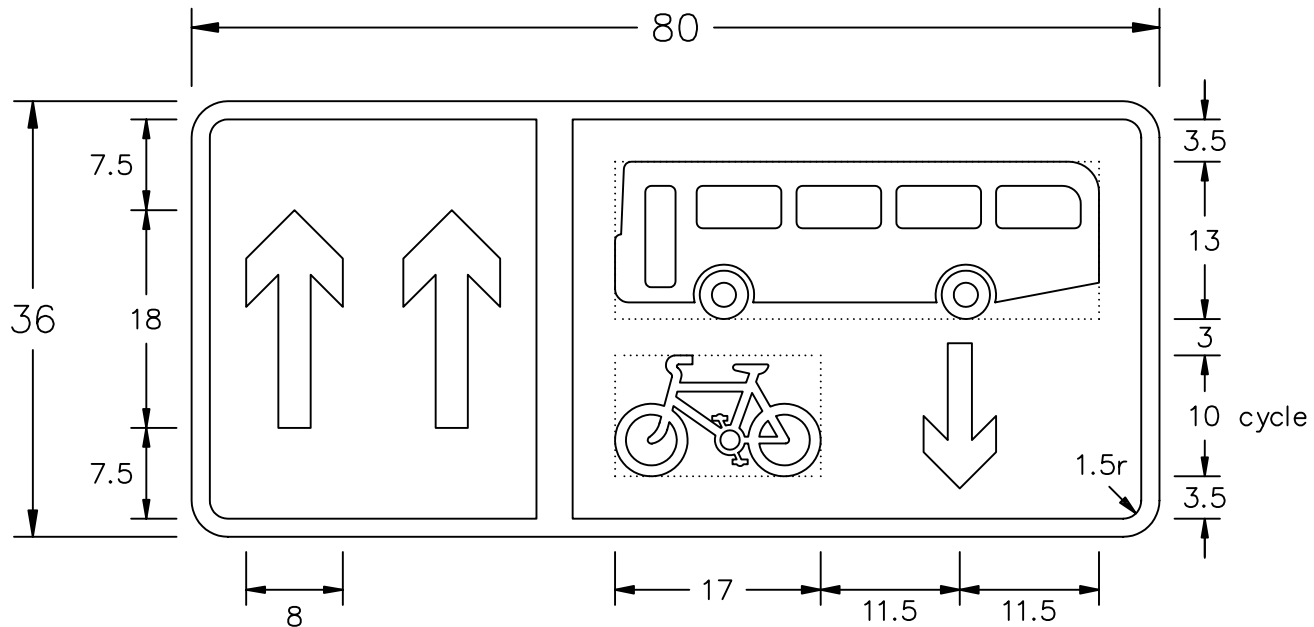
Related Drawings
 S 24 & S 25 Sheets 1 & 2

Before using this drawing, confirm that it has not been superseded.

© CROWN COPYRIGHT

- NOTES: 1. Symbol details are given on drawings S 24 and S 25 sheets 1 & 2. The symbols must always face left.
2. The tile outlines do not form part of the sign.
3. COLOURS : Background ----- BLUE
 Symbols, Arrows & Border --- WHITE
 Legend on bus symbol ----- BLACK
4. DIMENSIONS : All in stroke widths (1sw = ¼ of notional x-height). The table of sign sizes shows the actual sign sizes in millimetres for the sign with two ahead arrows.
5. See sheet 1 for other dimensions.

TABLE OF SIGN SIZES (mm) (See note 4)		
One stroke width	12.5	15
Width of sign	1000	1200
Height of sign	450	540



VARIANTS

P960-2

**Department for
 Transport**

Title: Regulatory Signs
 CONTRA-FLOW BUS & CYCLE LANE

Issue: A: 8.7.94
 B: 28.7.95
 C: 9.8.04

Date: S.P./R.M.
 Approved by: R.M.

Dimensions: SEE NOTE 4

Drawing No. P 960
 Sheet 2 of 2