

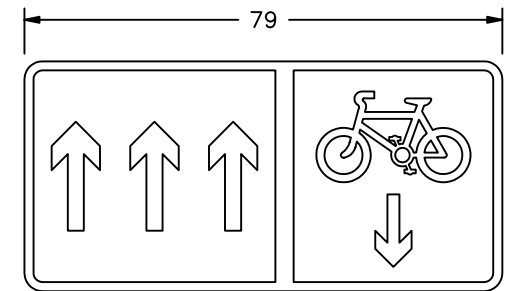
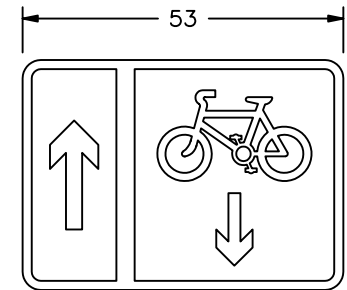
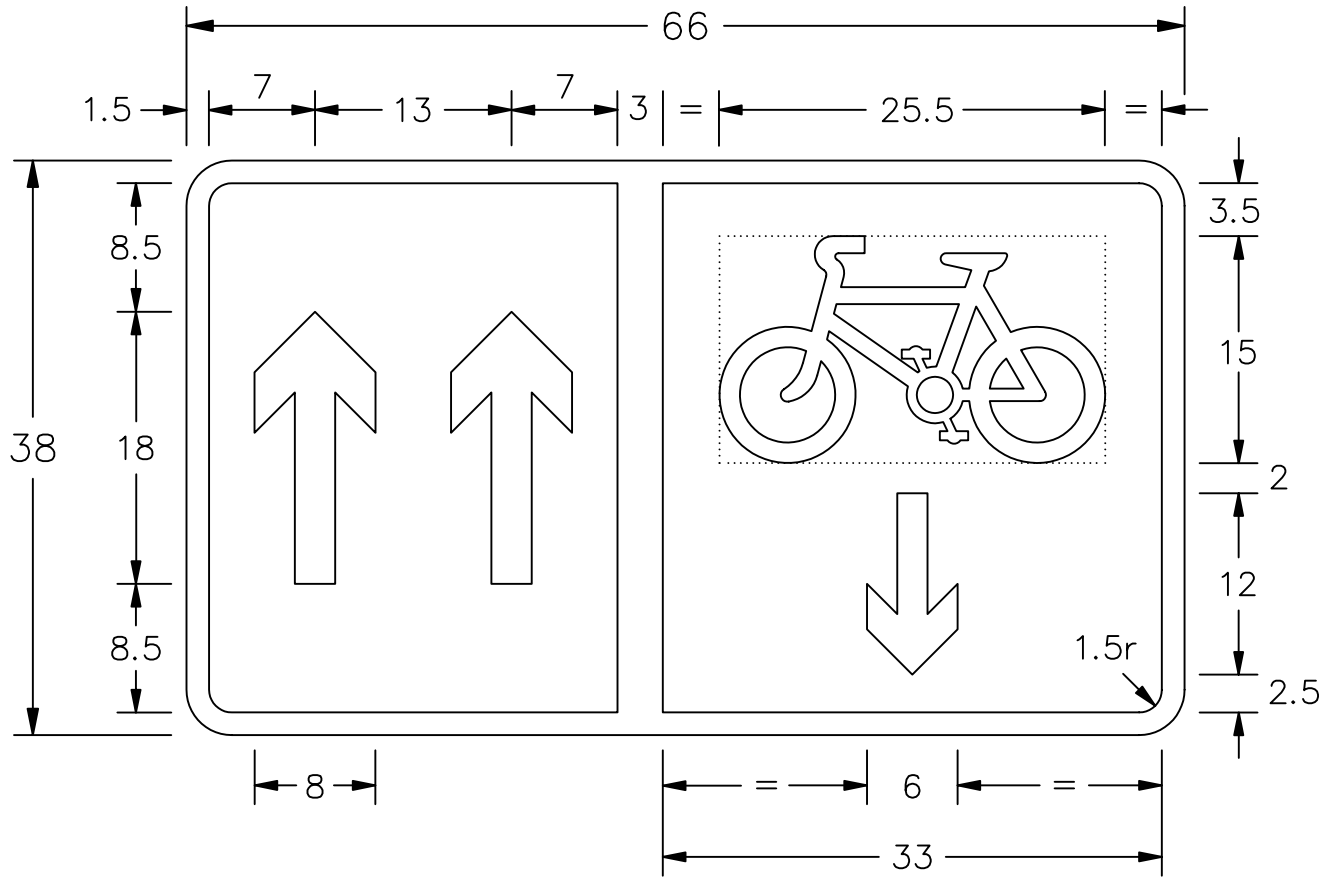
Drawing No.
P 960.1

Related Drawing
S 24

© CROWN COPYRIGHT

| TABLE OF SIGN SIZES (mm) (See note 4) | | |
|--|------|-----|
| One stroke width | 12.5 | 15 |
| Width of sign | 825 | 990 |
| Height of sign | 475 | 570 |

- NOTES: 1. Symbol details are given on drawing S 24. The symbol must always face left.
2. The tile outline does not form part of the sign.
3. COLOURS : Background ----- BLUE
Symbol, Arrows & Border --- WHITE
4. DIMENSIONS : All in stroke widths (1sw = ¼ of notional x-height). The table of sign sizes shows the actual sign sizes in millimetres for the sign with two ahead arrows.



VARIANTS

Before using this drawing, confirm that it has not been superseded.

P960x1

Department for
Transport

Title: Regulatory Sign
CONTRA-FLOW CYCLE LANE

Issue: Date: Drawn by:
A: 8.7.94 S.P./R.M.
B: 10.8.04 Approved by:
C: R.M.

Dimensions:
SEE
NOTE 4

Drawing No.
P 960.1