

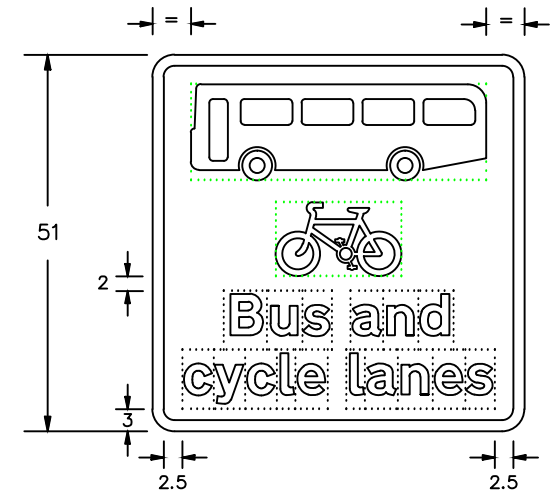
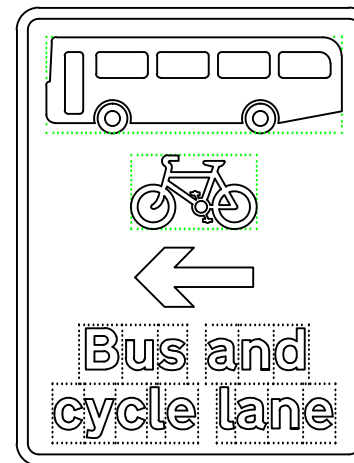
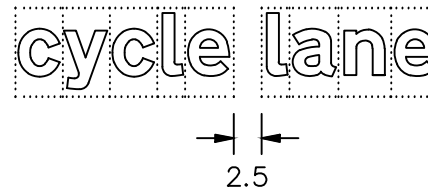
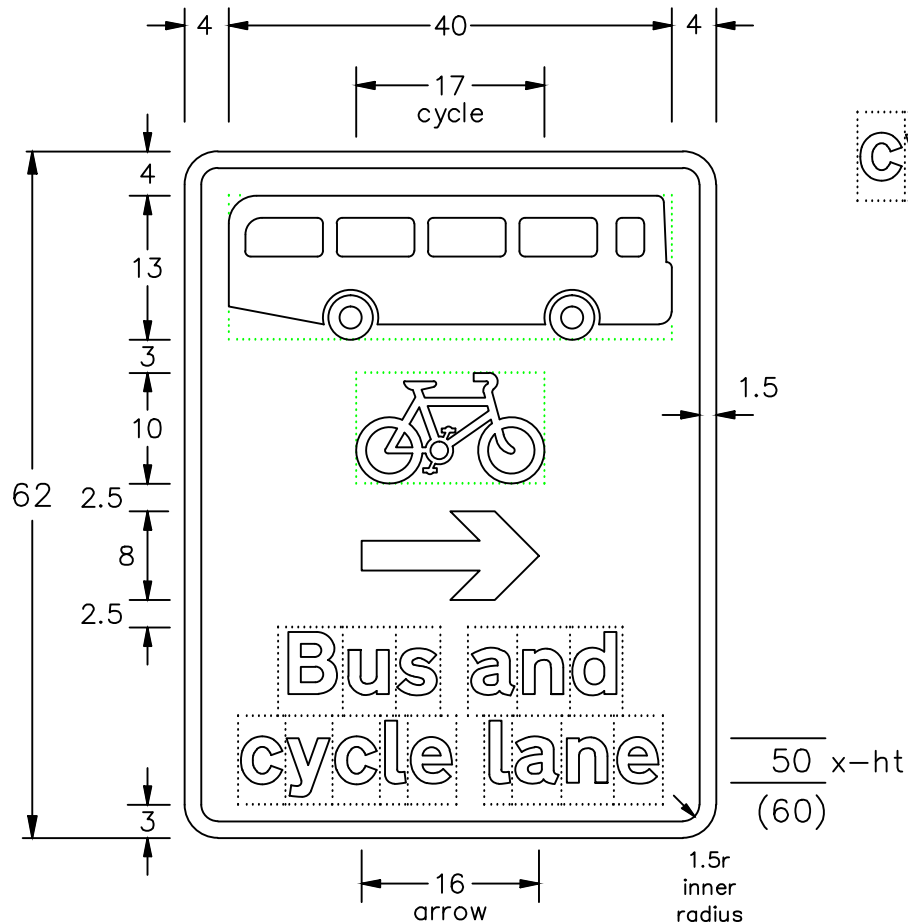
Drawing No.
P 962.2

Related Drawings
S 24 & S 25 Sheet 1

Before using this drawing, confirm that it has not been superseded.

© CROWN COPYRIGHT

- NOTES: 1. The legend is from the Transport Heavy alphabet at the x-heights shown.
2. Cycle and bus symbol details are given on drawings S 24 and S 25 sheet 1 respectively.
3. The tile outlines do not form part of the signs.
4. COLOURS : Background ----- WHITE
Legend, Symbols,
Arrow & Border ---- BLACK
5. DIMENSIONS : x-heights are in millimetres, other dimensions are in stroke widths. (4sw = x-height)



VARIANTS

P962x2

	<p>Title: Informatory Signs</p> <p>CONTRA-FLOW BUS and CYCLE LANE ON ROAD AT JUNCTION AHEAD</p>	<p>Issue: A: 28.7.94</p>	<p>Date: B: 3.9.04</p>	<p>Drawn by: S.P.</p>	<p>Dimensions: SEE NOTE 5</p>	<p>Drawing No. P 962.2</p>
		<p>C: 11.11.11</p>	<p>Approved by: R.M.</p>			