

Drawing No.
P 962

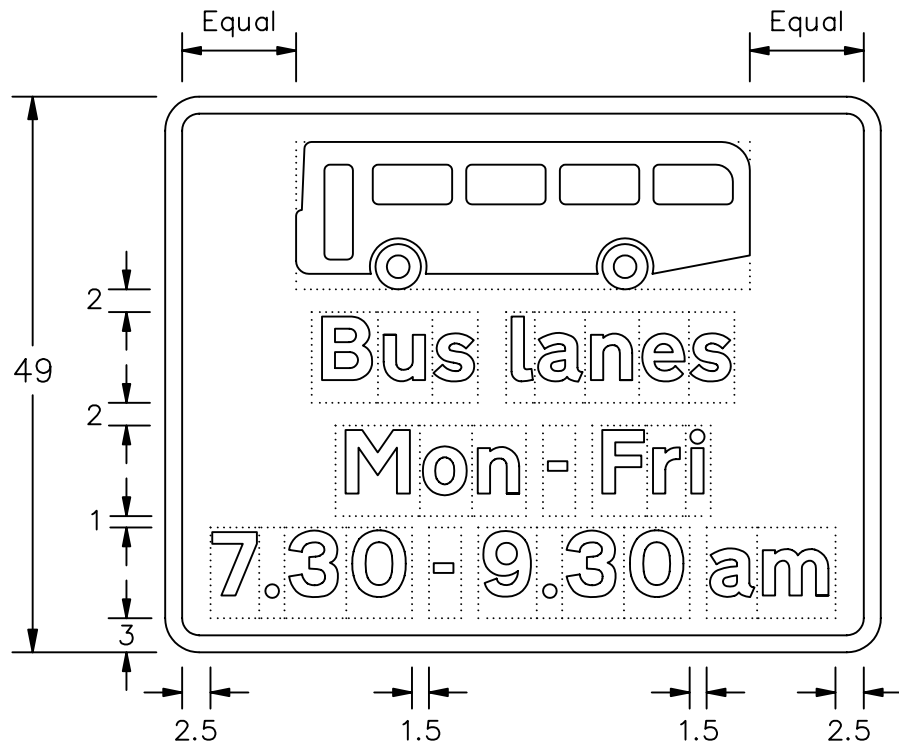
Related Drawing
S 25 sheet 1

Before using this drawing, confirm that it has not been superseded.

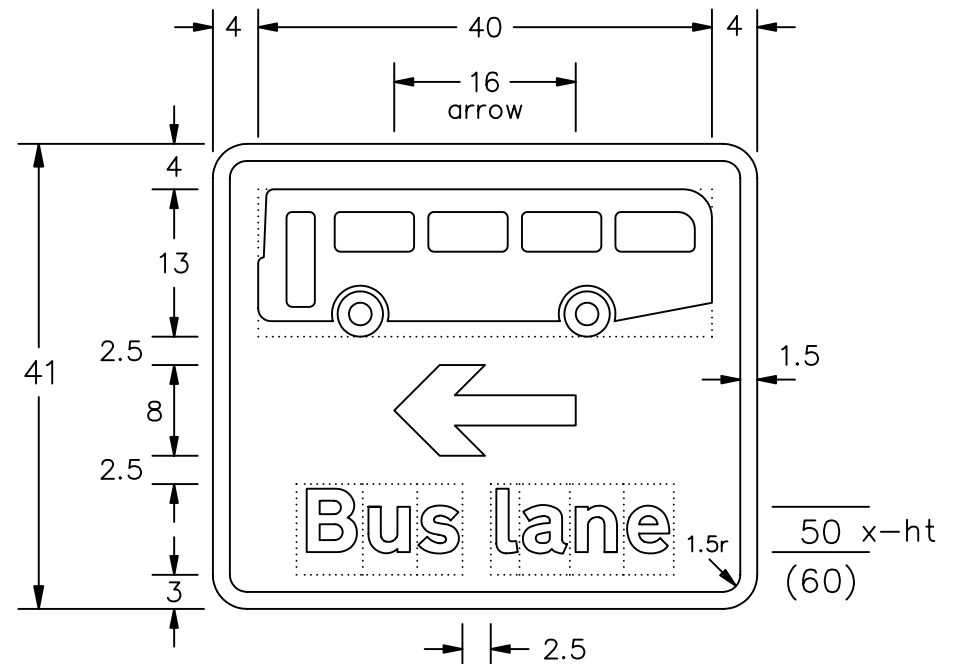
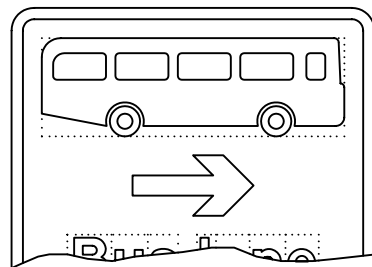
© CROWN COPYRIGHT

- NOTES: 1. The legend is from the Transport Heavy alphabet at the x-heights shown.
2. Symbol details are given on drawing S 25 sheet 1.
3. The tile outlines do not form part of the signs.
4. COLOURS : Background ----- WHITE
Legend, Symbols, Arrow & Borders ---- BLACK
5. DIMENSIONS : x-heights are in millimetres, other dimensions are in stroke widths. (4sw = x-height)
6. See section 12 in Chapter 7 of the Traffic Signs Manual for further details regarding time periods.

VARIANT



VARIANT



P962

Department for
Transport

Title: Informatory Signs
BUS LANE ON ROAD
AT JUNCTION AHEAD

Issue: Date: Drawn by:
A: 28.7.95 S.P.
B: 31.8.04 Approved by:
C: R.M.

Dimensions:
SEE
NOTE 5

Drawing No.
P 962