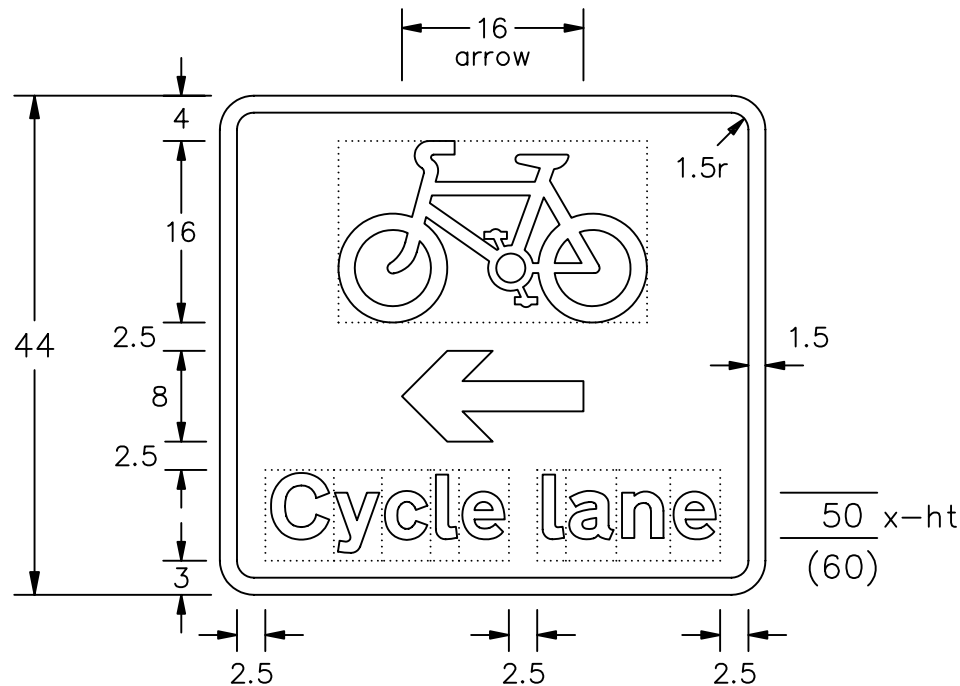


Drawing No.
P 962.1
Sheet 1 of 2

Related Drawing
S 24

© CROWN COPYRIGHT

- NOTES: 1. The legend is from the Transport Heavy alphabet at the x-heights shown.
2. Symbol details are given on drawing S 24.
3. The tile outlines do not form part of the sign.
4. COLOURS : Background ----- WHITE
Legend, Symbol,
Arrow & Border --- BLACK
5. DIMENSIONS : x-heights are in millimetres, other dimensions are in stroke widths. (4sw = x-height)
6. See sheet 2 for variants.



P962x1-1

Before using this drawing, confirm that it has not been superseded.

Department for
Transport

Title: Informatory Sign
CYCLE LANE ON ROAD
AT JUNCTION AHEAD

Issue: Date:
A: 28.7.94
B: 3.9.04
C:

Drawn by: S.P.
Approved by: R.M.

Dimensions: SEE
NOTE 5

Drawing No.
P 962.1
Sheet 1 of 2


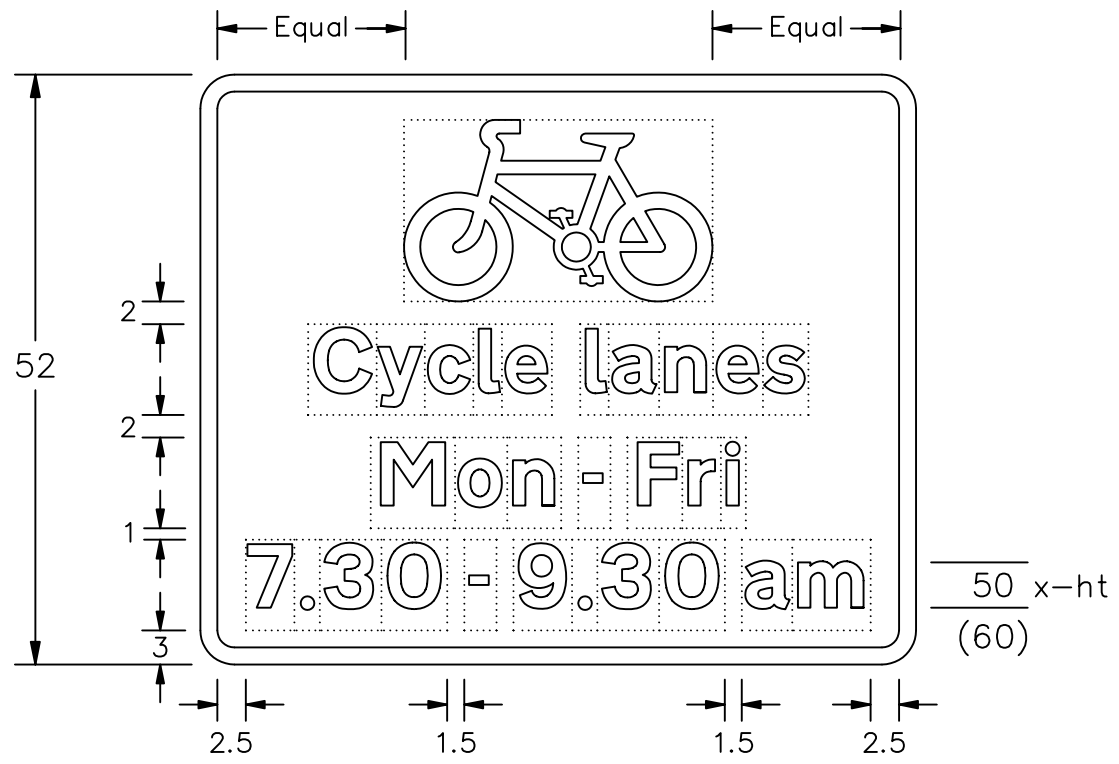
Drawing No.
P 962.1
Sheet 2 of 2

Related Drawing
S 24

Before using this drawing, confirm that it has not been superseded.

© CROWN COPYRIGHT

- NOTES:
1. The legend is from the Transport Heavy alphabet at the x-heights shown.
 2. Symbol details are given on drawing S 24.
 3. The tile outlines do not form part of the signs.
 4. COLOURS : Background ----- WHITE
Legend, Symbol,
Arrow & Border --- BLACK
 5. DIMENSIONS : x-heights are in millimetres, other dimensions are in stroke widths. (4sw = x-height)
 6. See sheet 1 for other dimensions. See section 12 in Chapter 7 of the Traffic Signs Manual for further details regarding time periods.



P962x1-2

<p><i>Department for</i> Transport</p>	<p>Title: Informatory Signs</p>	<p>Issue: Date:</p>	<p>Drawn by:</p>	<p>Dimensions:</p>	<p>Drawing No.</p>
	<p>CYCLE LANE ON ROAD AT JUNCTION AHEAD (variants)</p>	<p>A: 28.7.94 B: 3.9.04 C:</p>	<p>S.P./L.W. Approved by: R.M.</p>	<p>SEE NOTE 5</p>	<p>P 962.1 Sheet 2 of 2</p>