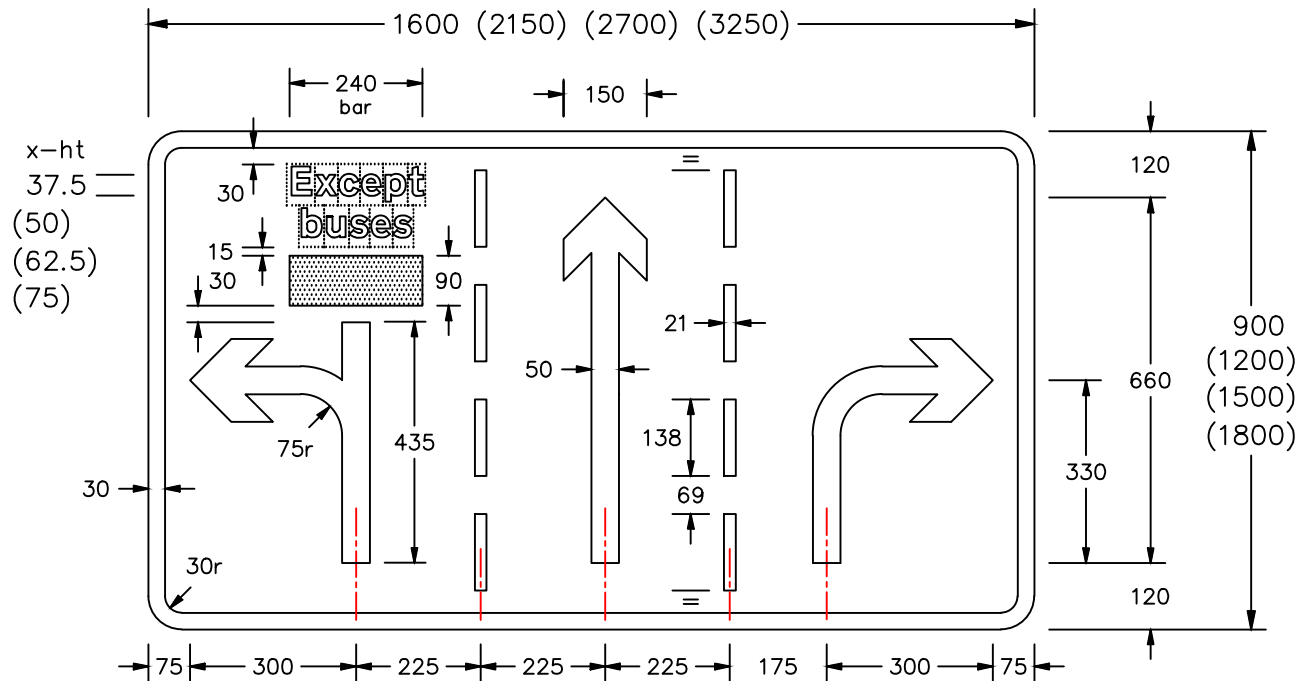
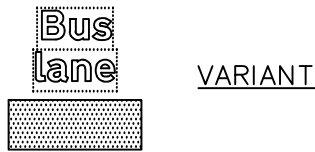


Drawing No.
P 877
 Sheet 1 of 4

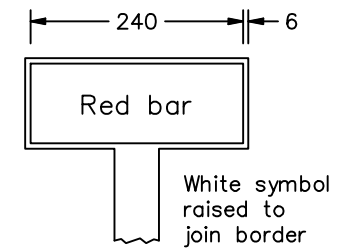
Before using this drawing, confirm that it has not been superseded.

© CROWN COPYRIGHT



- NOTES: 1. ALPHABETS (at x-heights shown):—
 Transport Medium (Primary Routes and Motorways)
 Transport Heavy (Non-primary Routes)
2. The tile outlines do not form part of the sign.
3. COLOURS:—
 Legend, Border, Arrows and Lane Lines ----- WHITE (Primary Routes)
 WHITE (Motorways)
 BLACK (Non-primary Routes)
- Background ----- DARK GREEN (Primary Routes)
 BLUE (Motorways)
 WHITE (Non-primary Routes)
- Horizontal bar ----- RED
4. DIMENSIONS : All dimensions shall be increased proportionally for the bracketed sizes.
5. See sheets 2-4 for other layouts.

A white border is added when the red bar is placed on a blue or dark green background.



When 'Except buses' or 'Bus lane' is added the red bar and border is lowered by 6mm to maintain the 15mm spacing between the white border and the tiles of the legend

P877-1

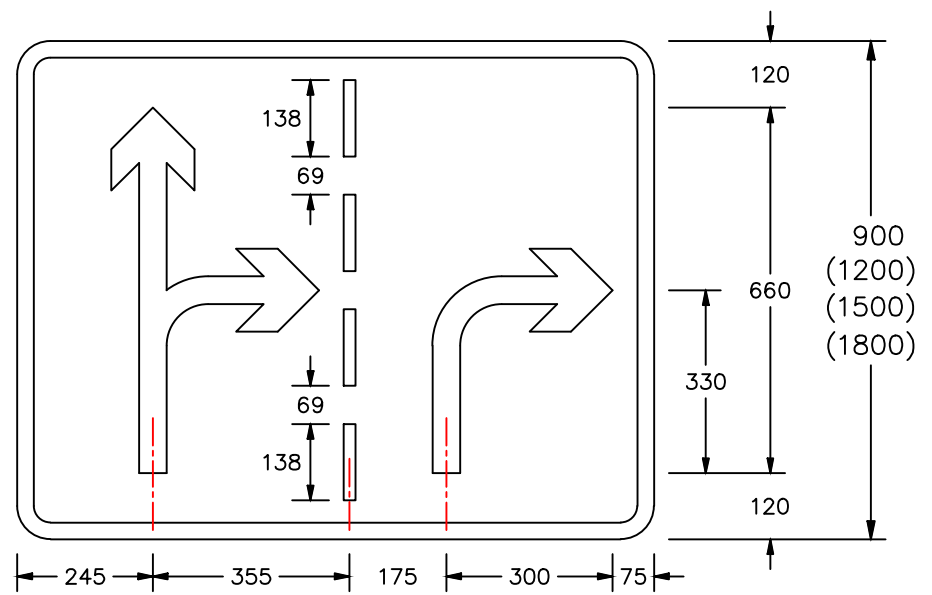
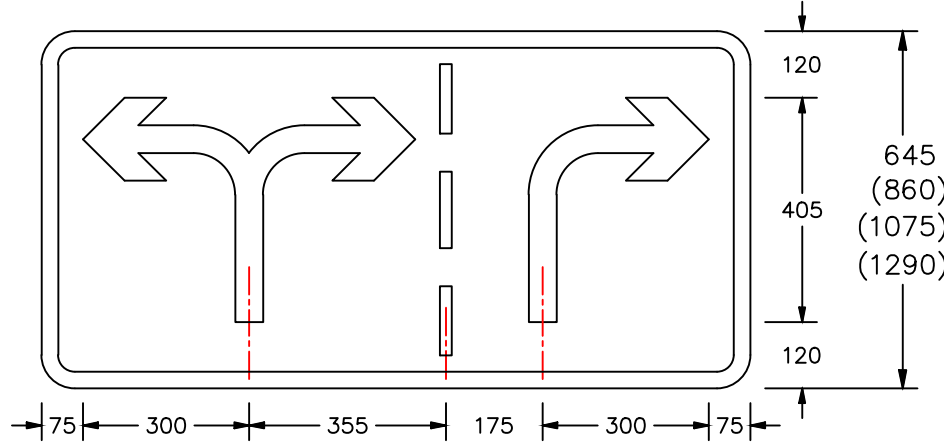
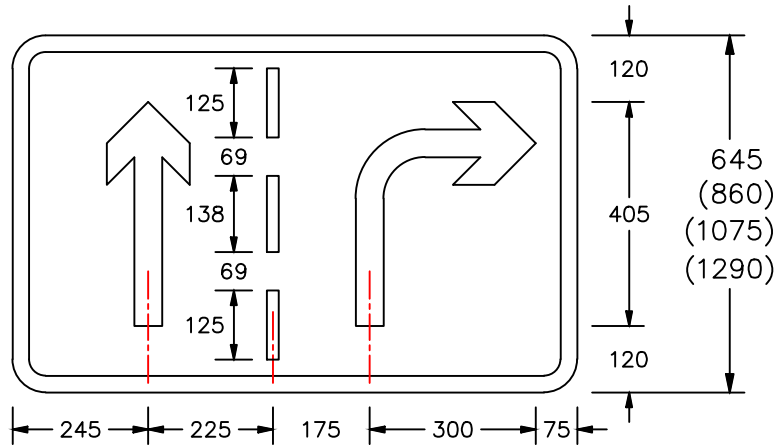
Department for Transport	Title:	Informatory Sign	Issue:	Date:	Drawn by :	Dimensions :	Drawing No.
	DEDICATED LANES AT JUNCTION AHEAD		A:	27.7.95	S.P./L.W.	MILLIMETRES	P 877 Sheet 1 of 4
			B:	6.12.04	Approved by :		
			C:	11.11.11	R.M.		

Drawing No.
P 877
 Sheet 2 of 4

Before using this drawing, confirm that it has not been superseded.

© CROWN COPYRIGHT

- NOTES: 1. COLOURS: –
 Border, Arrows and Lane Lines ----- WHITE (Primary Routes)
 WHITE (Motorways)
 BLACK (Non-primary Routes)
- Background ----- DARK GREEN (Primary Routes)
 BLUE (Motorways)
 WHITE (Non-primary Routes)
2. DIMENSIONS : All dimensions shall be increased proportionally for the bracketed sizes.
3. See sheet 1 for other dimensions and sheets 3 and 4 for other layouts.



P877-2

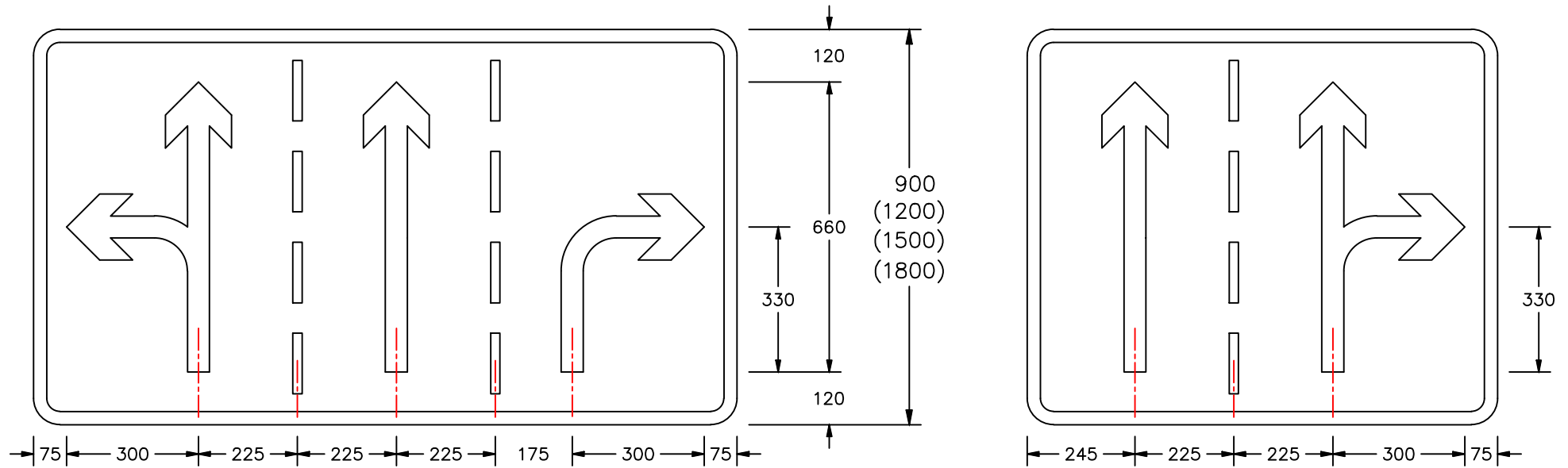
Department for Transport	Title: Informatory Signs	Issue: Date: Drawn by: Dimensions: Drawing No.
	DEDICATED LANES AT JUNCTION AHEAD	A: 27.7.95 L.W. B: 6.12.04 Approved by: MILLIMETRES C: 11.11.11 R.M.
		P 877 Sheet 2 of 4

Drawing No.
P 877
 Sheet 3 of 4

Before using this drawing, confirm that it has not been superseded.

© CROWN COPYRIGHT

- NOTES: 1. COLOURS: –
 Border, Arrows and Lane Lines ----- WHITE (Primary Routes)
 WHITE (Motorways)
 BLACK (Non-primary Routes)
- Background ----- DARK GREEN (Primary Routes)
 BLUE (Motorways)
 WHITE (Non-primary Routes)
2. DIMENSIONS : All dimensions shall be increased proportionally for the bracketed sizes.
3. See sheet 1 for other dimensions and sheets 2 and 4 for other layouts.

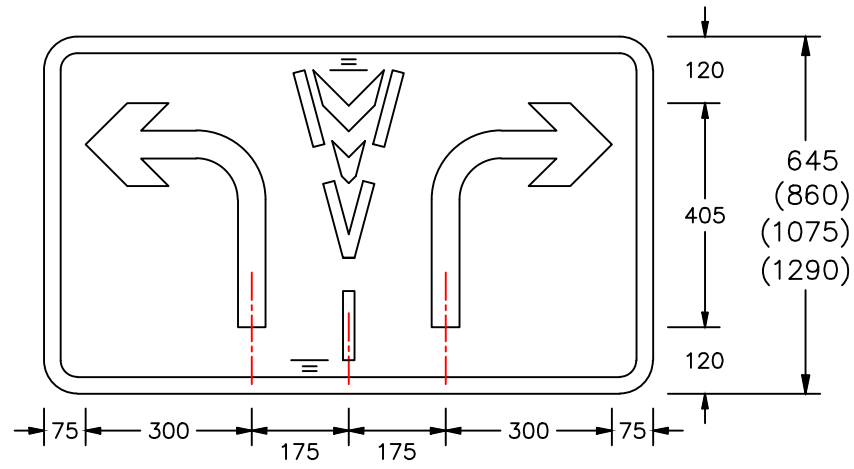


P877-3

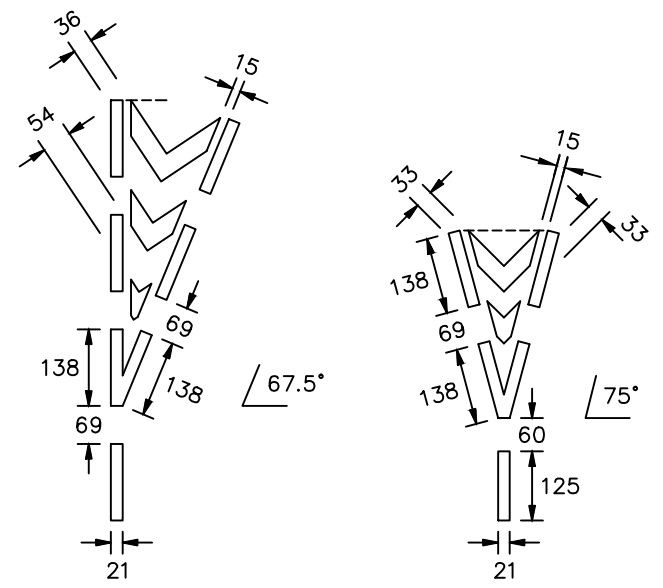
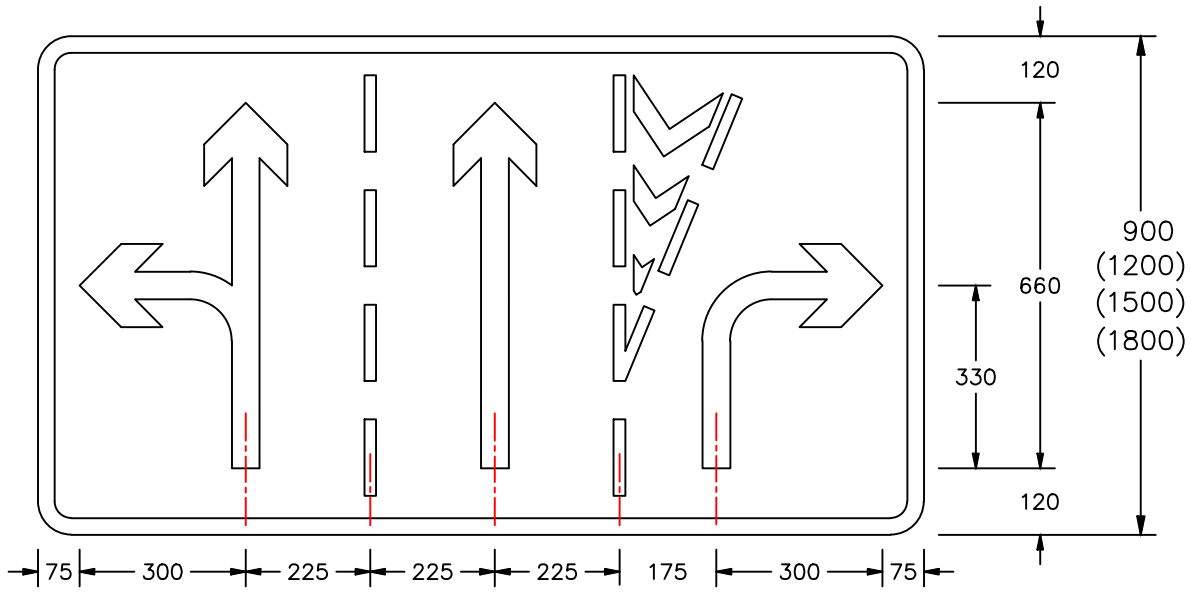
Department for Transport	Title: Informatory Signs DEDICATED LANES AT JUNCTION AHEAD	Issue: A: 27.7.95	Date: L.W.	Drawn by:	Dimensions:	Drawing No. P 877 Sheet 3 of 4
		B: 6.12.04	Approved by: R.M.	MILLIMETRES		
		C: 11.11.11				

Drawing No.
P 877
 Sheet 4 of 4

© CROWN COPYRIGHT



- NOTES: 1. COLOURS: -
 Border, Arrows, Chevrons
 and Lane Lines ----- WHITE (Primary Routes)
 WHITE (Motorways)
 BLACK (Non-primary Routes)
- Background ----- DARK GREEN (Primary Routes)
 BLUE (Motorways)
 WHITE (Non-primary Routes)
2. DIMENSIONS : All dimensions shall be increased proportionally for the bracketed sizes.
3. See sheet 1 for other dimensions and sheets 2 and 3 for other layouts.



P877-4

Before using this drawing, confirm that it has not been superseded.

Department for Transport	Title: Informatory Signs	Issue: Date: Drawn by: Dimensions: Drawing No.
	DEDICATED LANES AT JUNCTION AHEAD	A: 27.7.95 R.M./L.W. B: 6.12.04 Approved by: C: 11.11.11 R.M.