

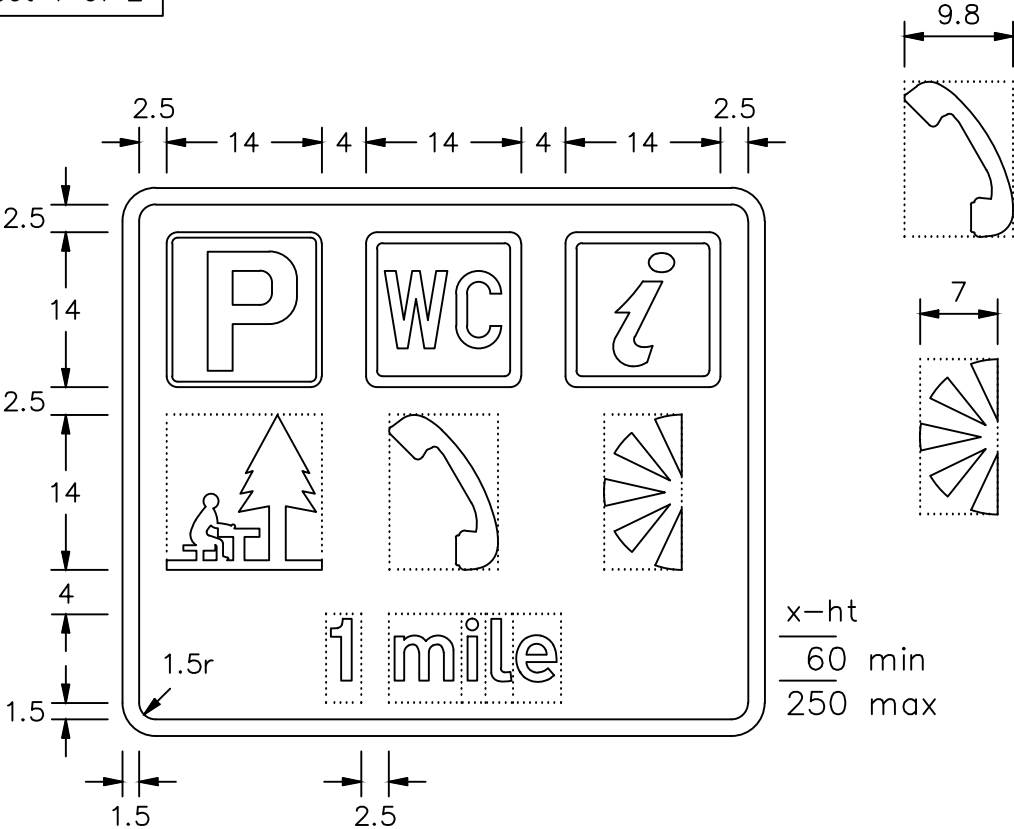
Drawing No.  
P 2307  
Sheet 1 of 2

Related Drawings  
S 41, S 43, S 44, S 45,  
S 59, T 1, T 4 & T 9

Before using this drawing, confirm  
that it has not been superseded.

© CROWN COPYRIGHT

- NOTES: 1. The legend is from the Transport Medium alphabet at the x-heights shown.
2. Symbol details are given on drawings S 41, S 43, S 44, S 45, S 59, T 1, T 4 & T 9.
3. The tile outlines do not form part of the signs.
4. COLOURS : Background ----- BROWN  
Legend, Border & Symbols --- WHITE  
'P' symbol tile ----- BLUE  
Recycling symbol ----- DARK GREEN on white tile
5. DIMENSIONS : x-heights are in millimetres, other dimensions are in stroke widths. (4sw = x-ht)
6. See sheet 2 for other variants.

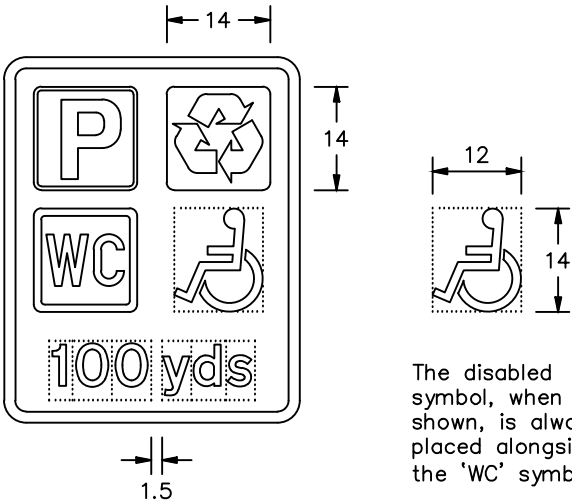


x-ht  
60 min  
250 max

Symbols may be centred above  
each other where there is an  
equal number of symbols on  
each line.

HORIZONTAL SPACING:  
Minimum space between  
any two symbols is 4 sw.

VARIANT



The disabled  
symbol, when  
shown, is always  
placed alongside  
the 'WC' symbol

P2307-1

Department for  
**Transport**

Title: Services and Tourist Facility Signs  
DISTANCE TO PARKING PLACE  
WITH VARIOUS FACILITIES

Issue: Date:  
A: 4.5.95  
B: 8.12.04  
C: 11.11.11

Drawn by :  
S.P.  
Approved by :  
R.M.

Dimensions :  
SEE  
NOTE 5

Drawing No.  
P 2307  
Sheet 1 of 2

Drawing No.  
P 2307  
Sheet 2 of 2

Related Drawings  
S 41, S 43, S 44, S 45,  
S 59, T 1, T 4 & T 9

Before using this drawing, confirm  
that it has not been superseded.

© CROWN COPYRIGHT

NOTES: 1. The legend is from the Transport Medium alphabet at  
the x-heights shown.

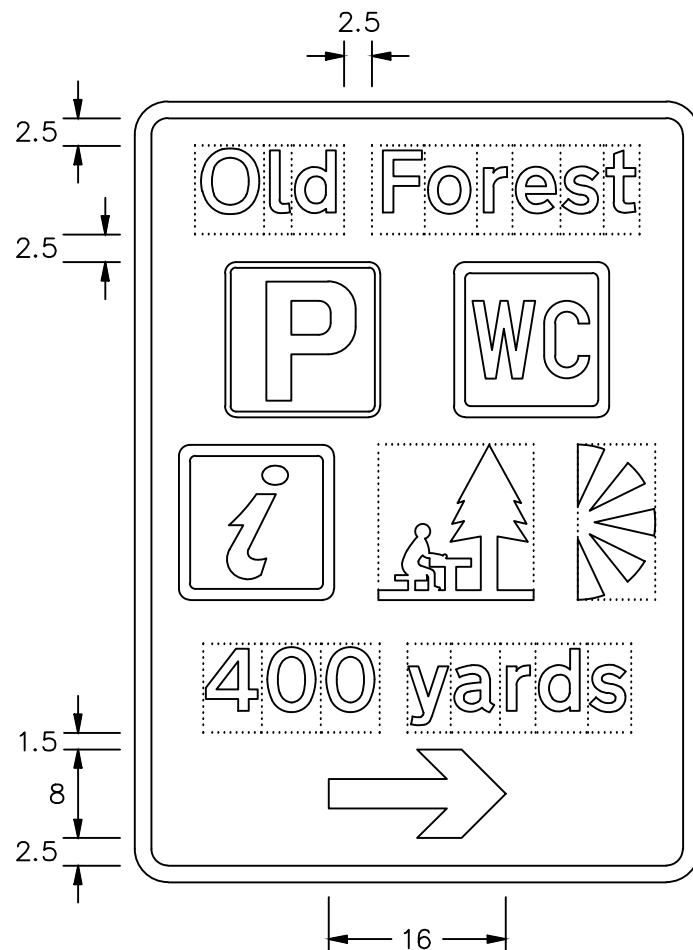
2. Symbol details are given on drawings S 41, S 43,  
S 44, S 45, S 59, T 1, T 4 & T 9.

3. The tile outlines do not form part of the signs.

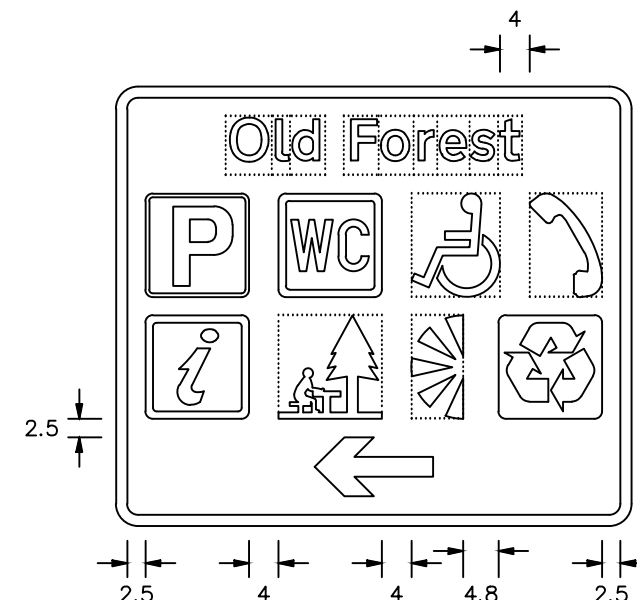

4. COLOURS : Background ----- BROWN  
Legend, Border & Symbols --- WHITE  
'P' symbol tile ----- BLUE  
Recycling symbol ----- DARK GREEN  
on white tile

5. DIMENSIONS : x-heights are in millimetres, other  
dimensions are in stroke widths. (4sw = x-ht)

6. See sheet 1 for other dimensions.



x-ht  
60 min  
250 max



P2307-2

Department for  
**Transport**

Title: Services and Tourist Facility Signs  
DISTANCE TO PARKING PLACE  
WITH VARIOUS FACILITIES (variants)

Issue: Date :  
A: 4.5.95  
B: 8.12.04  
C: 11.11.11

Drawn by :  
S.P.  
Approved by :  
R.M.

Dimensions :  
SEE  
NOTE 5

Drawing No.  
P 2307  
Sheet 2 of 2