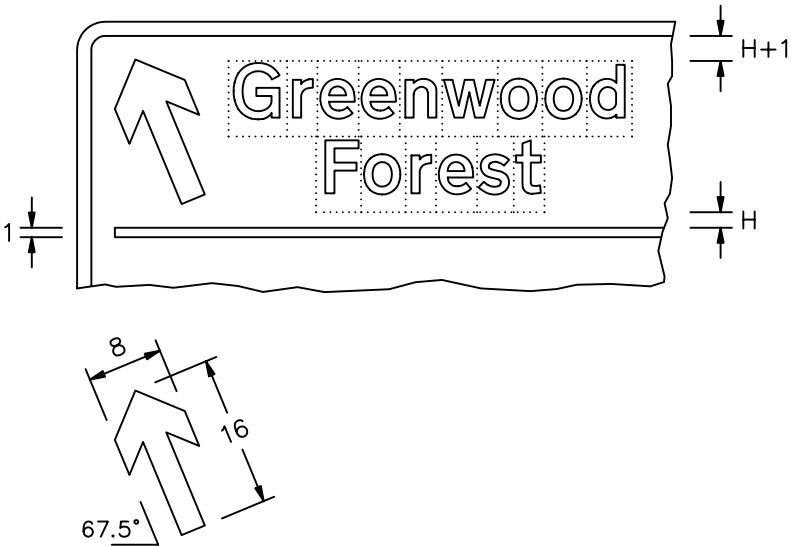
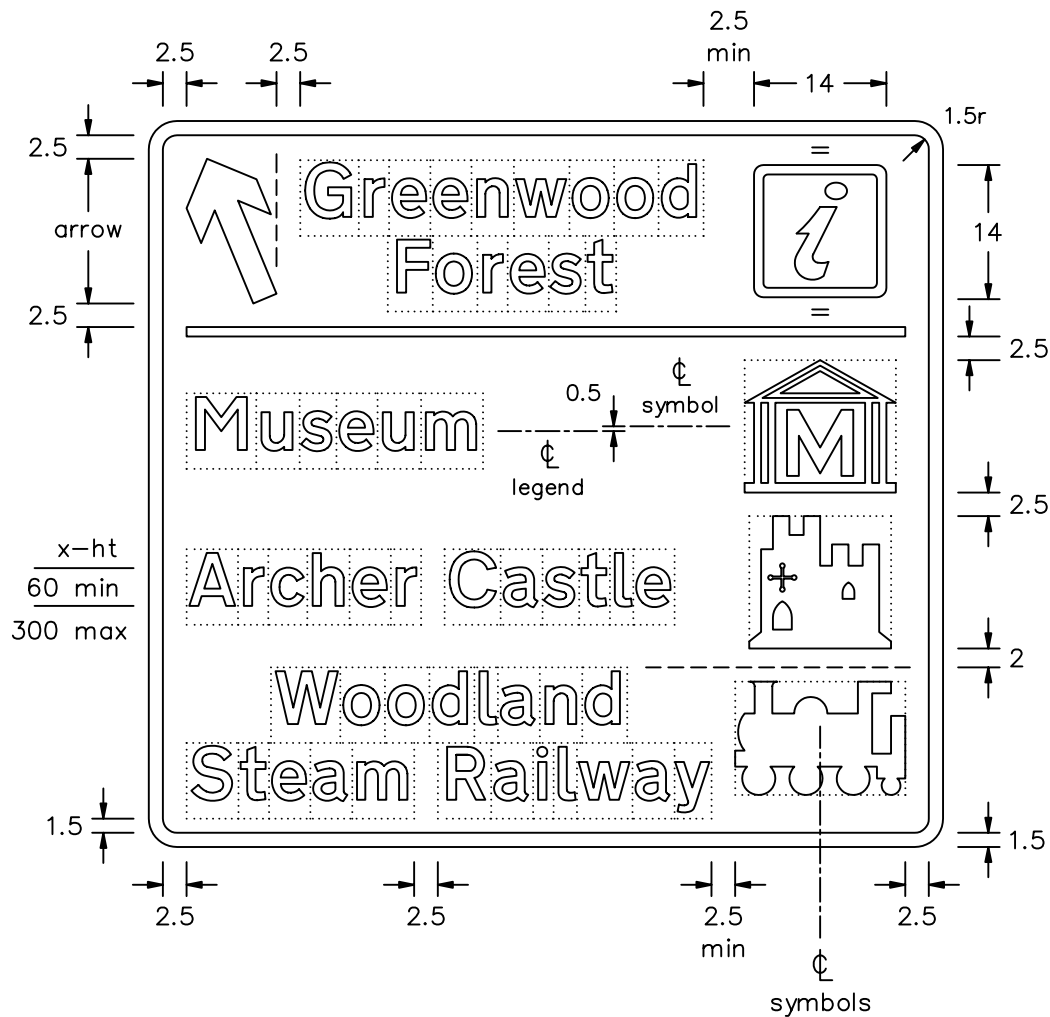


- NOTES: 1. The legend is from the Transport Medium alphabet at the x-heights shown.  
  
2. Details of the tourist attraction symbols are given on the 'T' and 'AT' series of drawings.  
  
3. The tile outlines do not form part of the sign.  
  
4. COLOURS : Background ----- BROWN  
Legend, Symbols & Arrow ---- WHITE  
Border & Divider Line ----- WHITE  
  
5. DIMENSIONS : x-heights are in millimetres, other dimensions are in stroke widths. (4sw = x-height)  
  
6. See sheet 2 for variants. See Chapter 7 of the Traffic Signs Manual for further design guidance.



P2215-1

Before using this drawing, confirm that it has not been superseded.

<div>Department for <b>Transport</b></div>	Title: Tourist Destination Sign	Issue: Date:	Drawn by:	Dimensions:	Drawing No.
	JUNCTION AHEAD LEADING TO	A: 29.7.94	L.W./R.M.	SEE	P 2215
	PLACE WITH TOURIST ATTRACTIONS	B: 21.6.95	Approved by:	NOTE 5	Sheet 1 of 2
		C: 14.4.05	R.M.		

Before using this drawing, confirm  
that it has not been superseded.

© CROWN COPYRIGHT

NOTES: 1. The legend is from the Transport Medium alphabet at the x-heights shown.

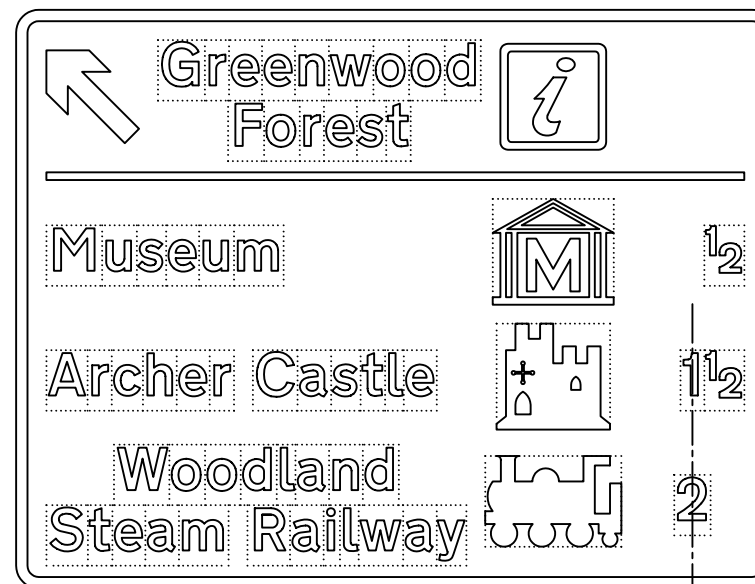
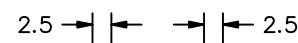
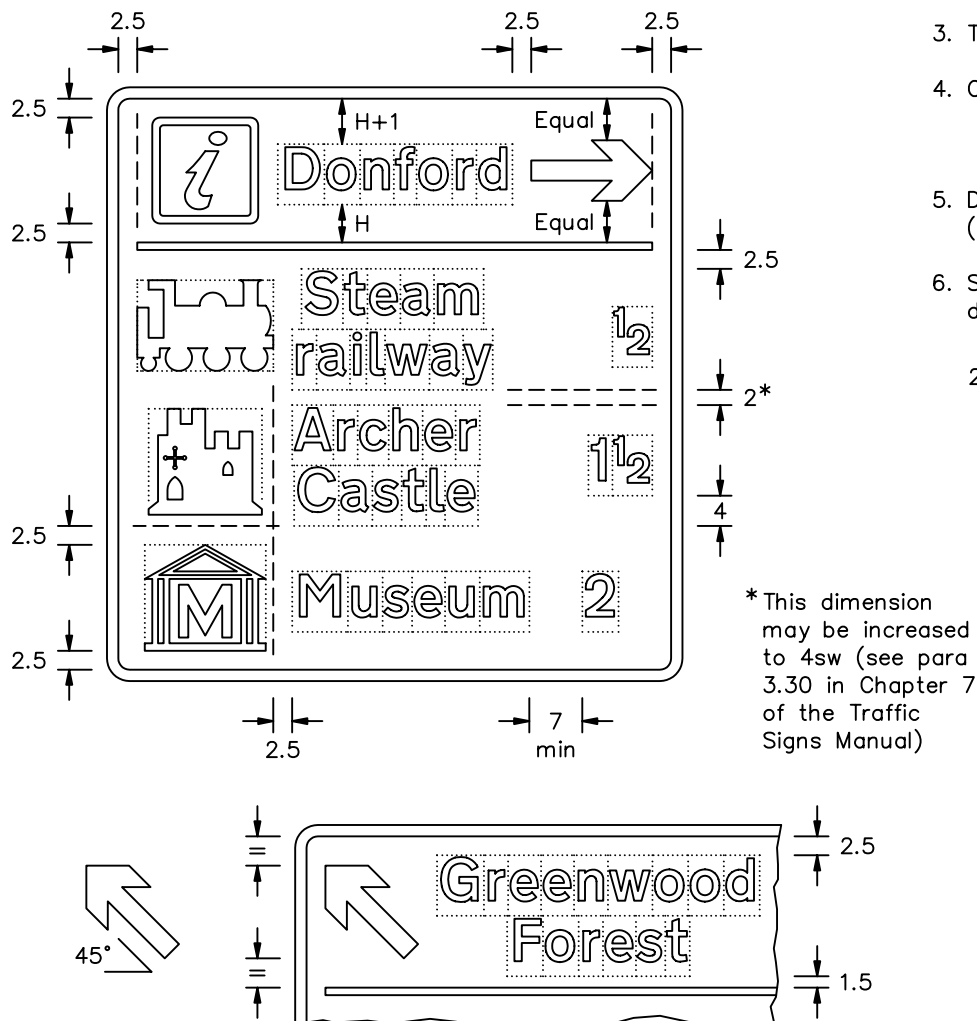
2. Details of the tourist attraction symbols are given on the 'T' and 'AT' series of drawings.

3. The tile outlines do not form part of the signs.

4. COLOURS : Background ----- BROWN  
Legend, Symbols & Arrow --- WHITE  
Border & Divider Line ----- WHITE

5. DIMENSIONS : x-heights are in millimetres, other dimensions are in stroke widths.  
(4sw = x-height)

6. See sheet 1 for other dimensions. See Chapter 7 of the Traffic Signs Manual for further design guidance.



When place name  
is longer, the 'i'  
symbol may be  
moved into the  
space to the  
right without  
moving the other  
symbols

x-ht  
60 min  
300 max

P2215-2

numerals

Department for  
**Transport**

Title: Tourist Destination Signs  
JUNCTION AHEAD LEADING TO PLACE  
WITH TOURIST ATTRACTIONS (variants)

Issue: Date:  
A: 29.7.94  
B: 21.6.95  
C: 14.4.05

Drawn by:  
L.W./R.M.  
Approved by:  
R.M.

Dimensions:  
SEE  
NOTE 5

Drawing No.  
P 2215  
Sheet 2 of 2