

Drawing No.
P 2308.1
Sheet 1 of 2

Related Drawings
S 44, S 46,
S 47 & T 1

© CROWN COPYRIGHT

NOTES: 1. The legend is from the Transport Heavy alphabet at the x-heights shown.

2. Symbol details are given on drawings S 44, S 46, S 47 & T 1.

3. The tile outlines do not form part of the sign.

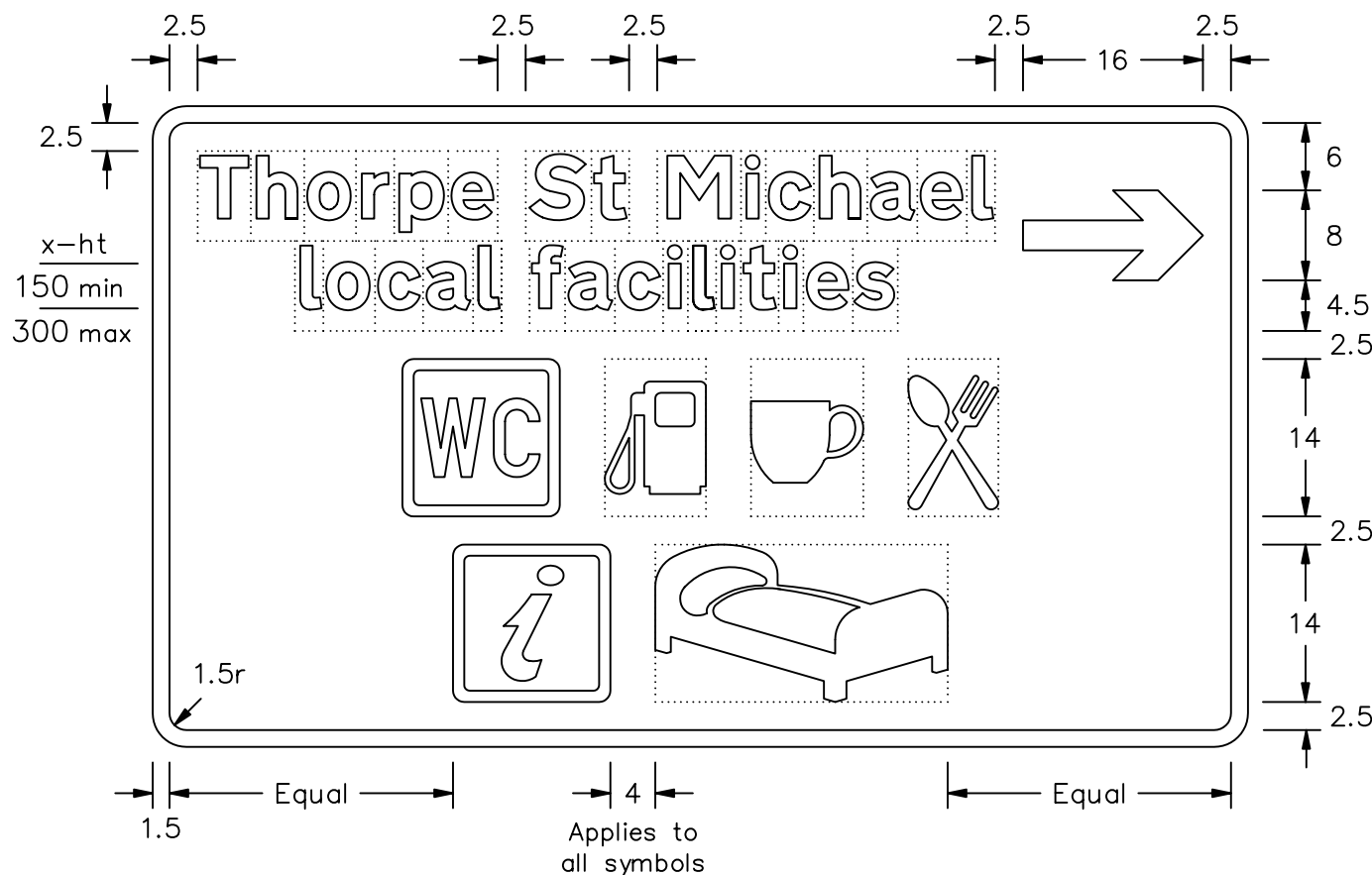
4. COLOURS: –
Background ----- WHITE
Legend & Border ---- BLACK
Symbols & Arrow ---- BLACK

5. DIMENSIONS : x-heights are in millimetres, other dimensions are in stroke widths. (4sw = x-height)

6. SYMBOL SIZES: –
All symbols are 14sw high (tiles where shown). Symbol widths are as follows.

WC ----- 14sw
Pump ----- 9sw
Cup ----- 10sw
Spoon & Fork ---- 8sw
'i' information ---- 14sw
Bed ----- 26sw

7. See sheet 2 for variants.



P2308x1-1

Before using this drawing, confirm that it has not been superseded.

Department for
Transport

Title: Services and Tourist Facility Sign
FACILITIES AVAILABLE AT A SMALL TOWN OR
VILLAGE REACHED FROM JUNCTION AHEAD

Issue: Date:
A: 28.2.05
B:
C:

Drawn by:
R.M.
Approved by:
R.M.

Dimensions:
SEE
NOTE 5

Drawing No.
P 2308.1
Sheet 1 of 2

Drawing No.
P 2308.1
Sheet 2 of 2

Related Drawings
S 44, S 45,
S 46 & S 47

Before using this drawing, confirm
that it has not been superseded.

© CROWN COPYRIGHT

NOTES: 1. The legend is from the Transport Heavy alphabet at the x-heights shown.

2. Symbol details are given on drawings S 44, S45, S 46 & S 47.

3. The tile outlines do not form part of the signs.

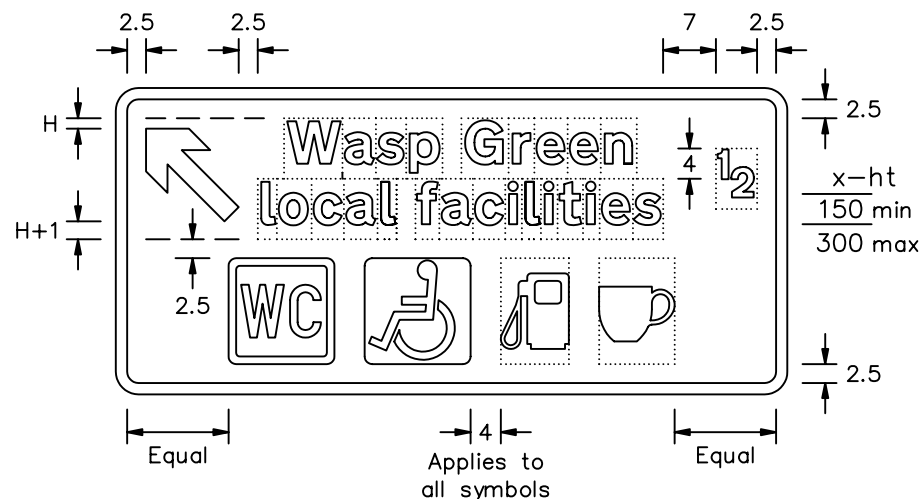
4. COLOURS : Background ----- WHITE
Legend, Border, Symbols & Arrow ---- BLACK
Wheelchair symbol ----- WHITE on black tile

5. DIMENSIONS : x-heights are in millimetres, other dimensions are in
stroke widths. (4sw = x-height)

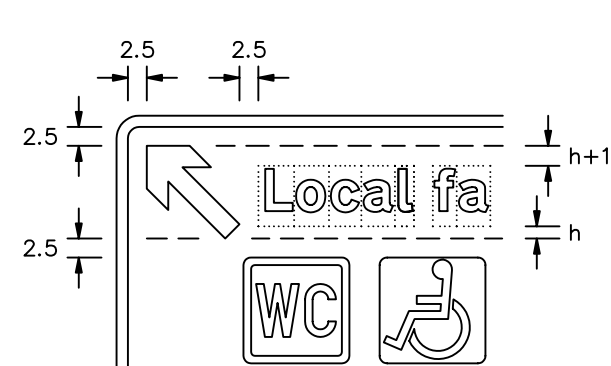
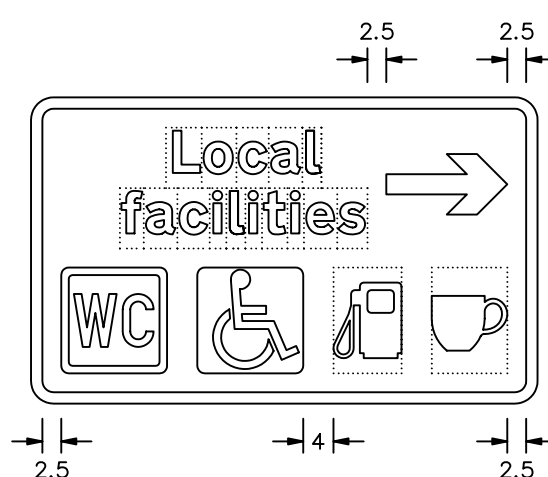
6. SYMBOL SIZES: -
All symbols are 14sw high (tiles where shown).
Symbol widths are as follows.

WC -----	14sw	Cup -----	10sw
Wheelchair ----	14sw	Spoon & Fork ----	8sw
Pump -----	9sw	Bed -----	26sw

7. See sheet 1 for other dimensions.



The wheelchair and bed
symbols are directional



The wheelchair symbol, when shown, is
always placed alongside the 'WC' symbol

P2308x1-2

Department for
Transport

Title: Services and Tourist Facility Signs
FACILITIES AVAILABLE AT A SMALL TOWN OR
VILLAGE REACHED FROM JUNCTION AHEAD

Issue: Date:
A: 28.2.05
B:
C:

Drawn by:
R.M.
Approved by:
R.M.

Dimensions:
SEE
NOTE 5

Drawing No.
P 2308.1
Sheet 2 of 2