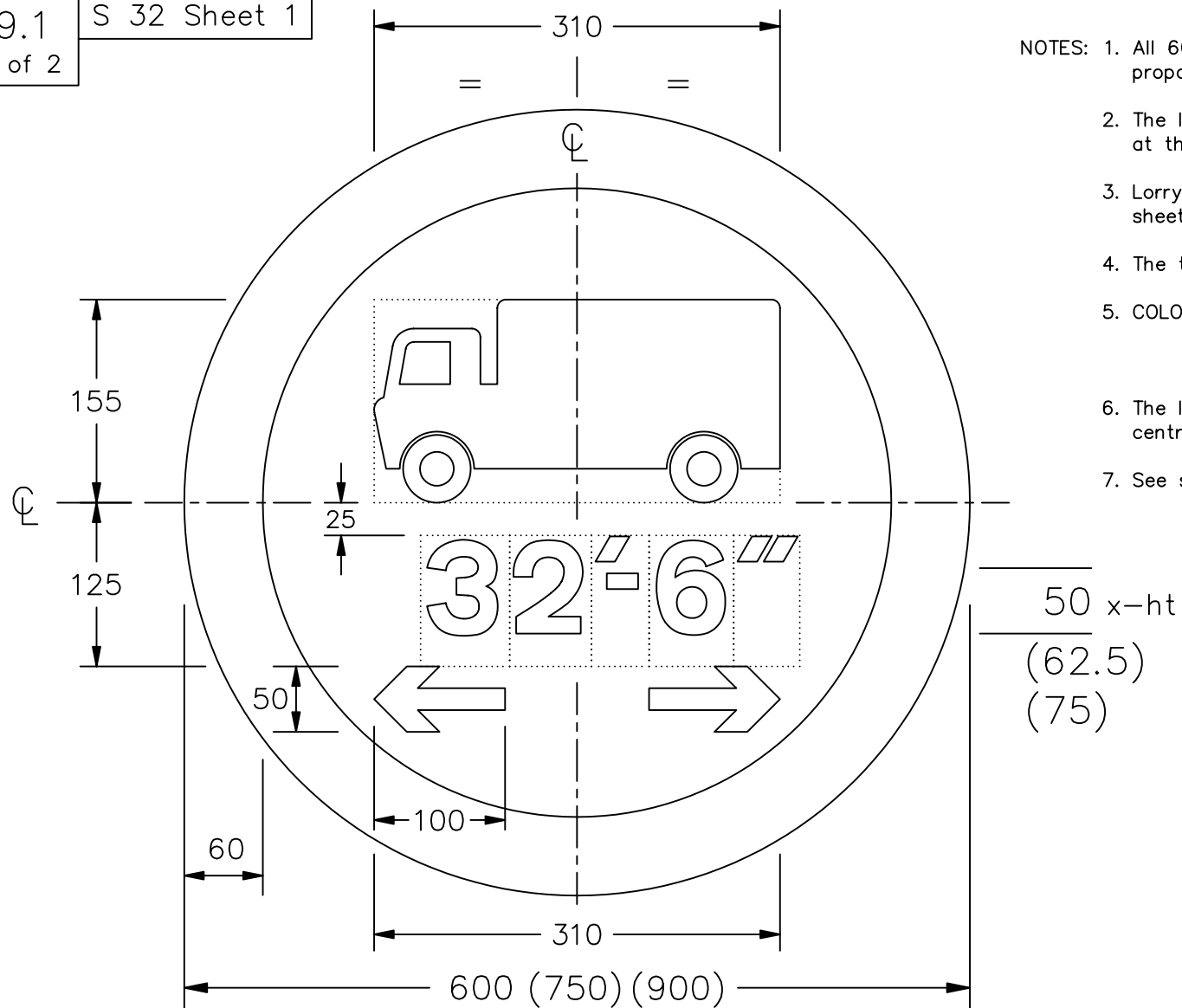


Drawing No.
P 629.1
Sheet 1 of 2

Related Drawing
S 32 Sheet 1

© CROWN COPYRIGHT



- NOTES:
1. All 600mm dia sign dimensions shall be varied proportionally for the other roundel sizes.
 2. The legend is from the Transport Heavy alphabet at the x-heights shown.
 3. Lorry symbol details are given on drawing S 32 sheet 1.
 4. The tile outlines do not form part of the sign.
 5. COLOURS : Background ----- WHITE
Border ----- RED
Legend, Symbol & Arrows --- BLACK
 6. The legend, excluding the 'inches' symbol, is centred horizontally above the arrows.
 7. See sheet 2 for metric sign.

50 x-ht
(62.5)
(75)

P629x1-1

Issue C : Note 6 added

Before using this drawing, confirm that it has not been superseded.

Department for
Transport

Title: Regulatory Sign
VEHICLE LENGTH LIMIT
(Imperial)

Issue: Date:
A: 19.7.94
B: 25.7.95
C: 28.7.04

Drawn by:
S.P.
Approved by:
R.M.

Dimensions:
MILLIMETRES

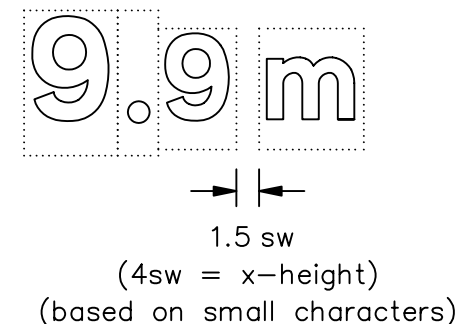
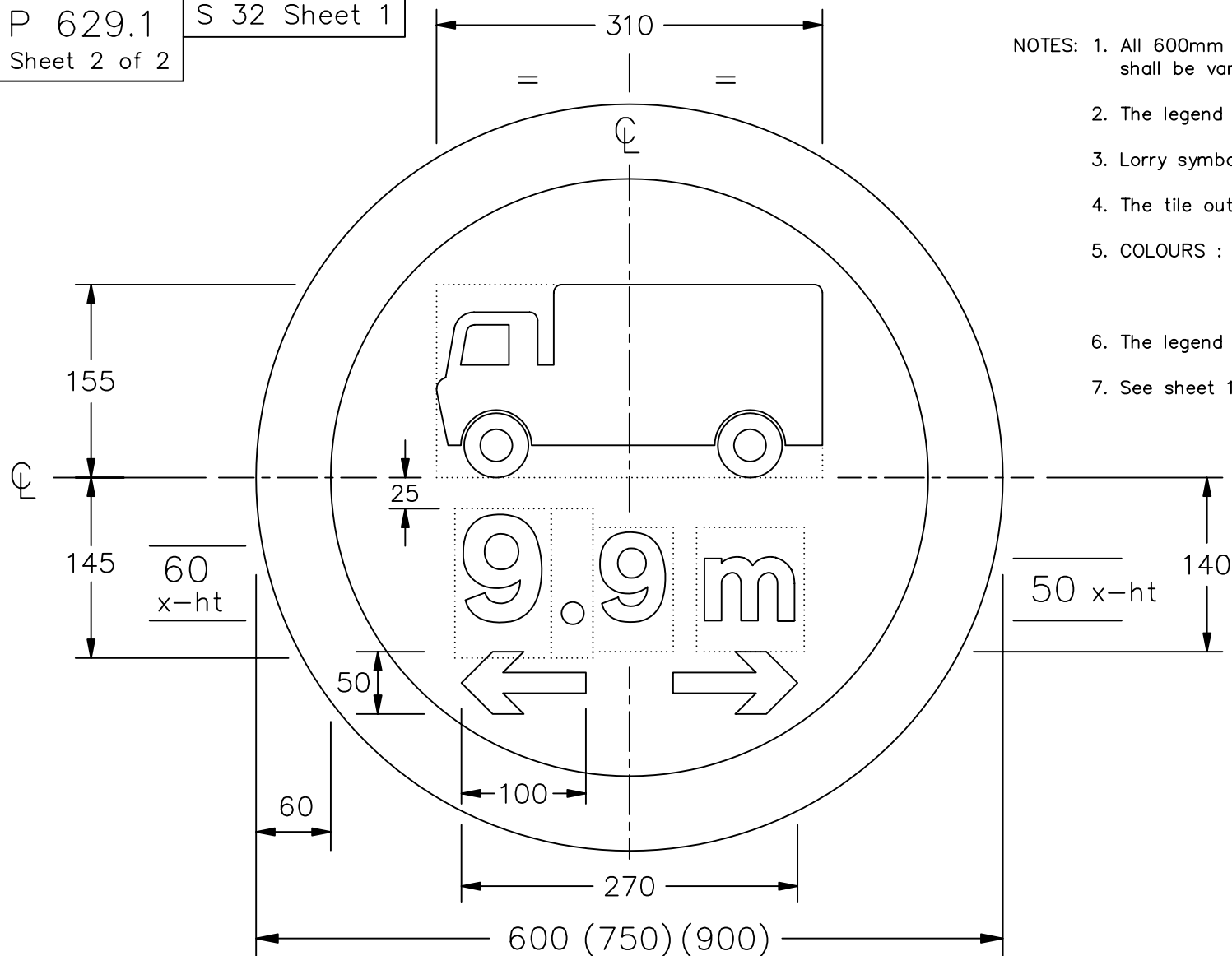
Drawing No.
P 629.1
Sheet 1 of 2

Drawing No.
P 629.1
Sheet 2 of 2

Related Drawing
S 32 Sheet 1

© CROWN COPYRIGHT

- NOTES: 1. All 600mm dia sign dimensions, including the x-heights, shall be varied proportionally for the other roundel sizes.
2. The legend is from the Transport Heavy alphabet.
3. Lorry symbol details are given on drawing S 32 sheet 1.
4. The tile outlines do not form part of the sign.
5. COLOURS : Background ----- WHITE
Border ----- RED
Legend, Symbol & Arrows --- BLACK
6. The legend is centred horizontally above the arrows.
7. See sheet 1 for imperial sign.



Issue C : Note 6 added

Before using this drawing, confirm that it has not been superseded.

P629x1-2

Department for
Transport

Title: Regulatory Sign
VEHICLE LENGTH LIMIT
(Metric)

Issue: A: 19.7.94
B: 25.7.95
C: 28.7.04

Date: S.P.
Approved by: R.M.

Dimensions: MILLIMETRES
(stroke widths where indicated)

Drawing No.
P 629.1
Sheet 2 of 2