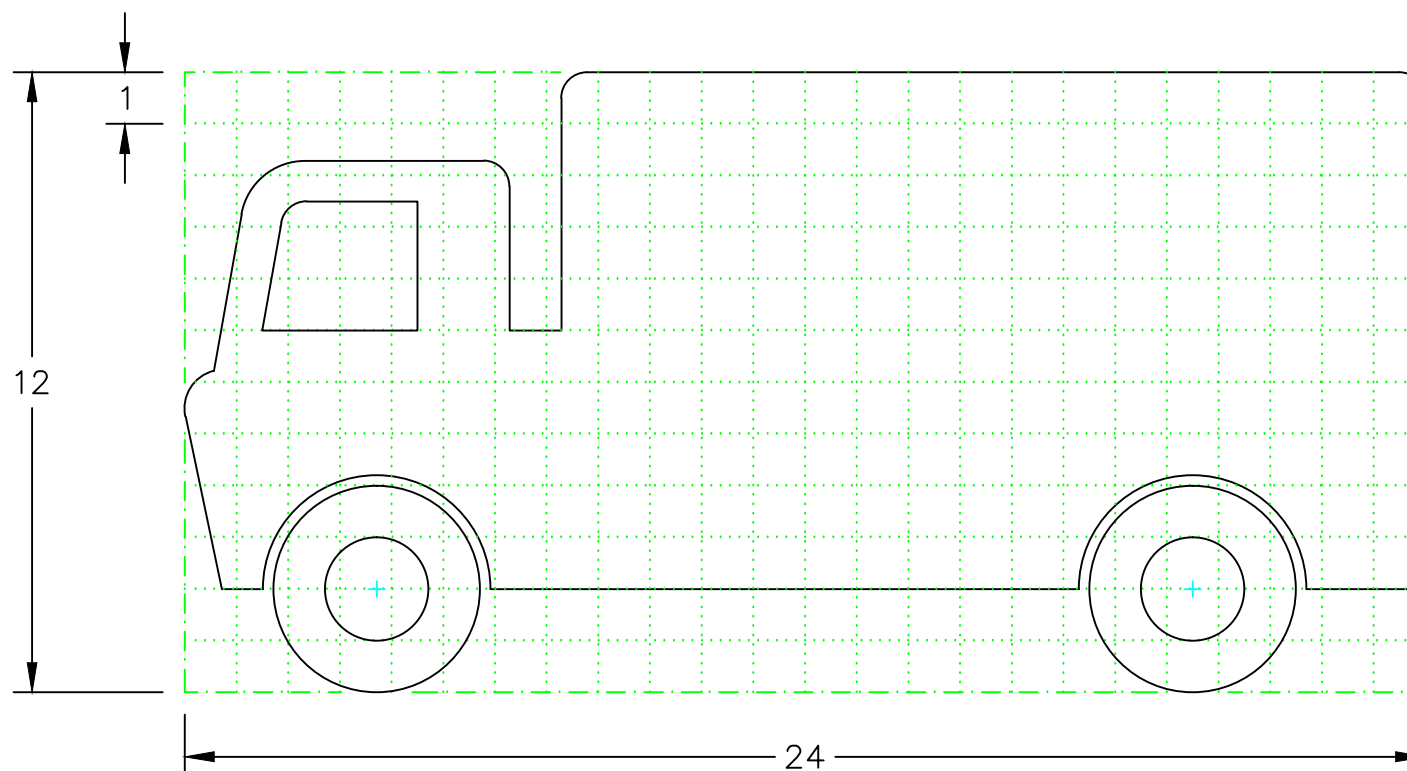


- NOTES: 1. The grid does not form part of any sign to which the symbol is applied.
2. Dimensions are given in grid divisions, (normally equal to 1/4 x-height)
3. The symbol may be reversed as appropriate.



S32-1

(see sheets 2, 3 & 4 for weight limits on side)

(see sheet 5 for prohibition with red bar)

Department for
Transport

Title:

Symbol
LORRY

Issue: Date:

A: 18.2.94

B: 12.11.02

C: 11.11.11

Drawn by:

S.P.

Approved by:

R.M.

Dimensions:

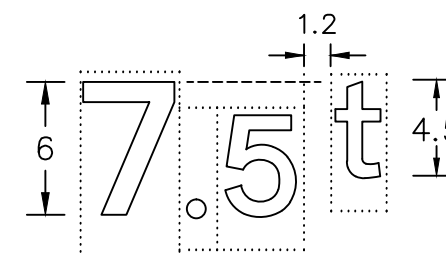
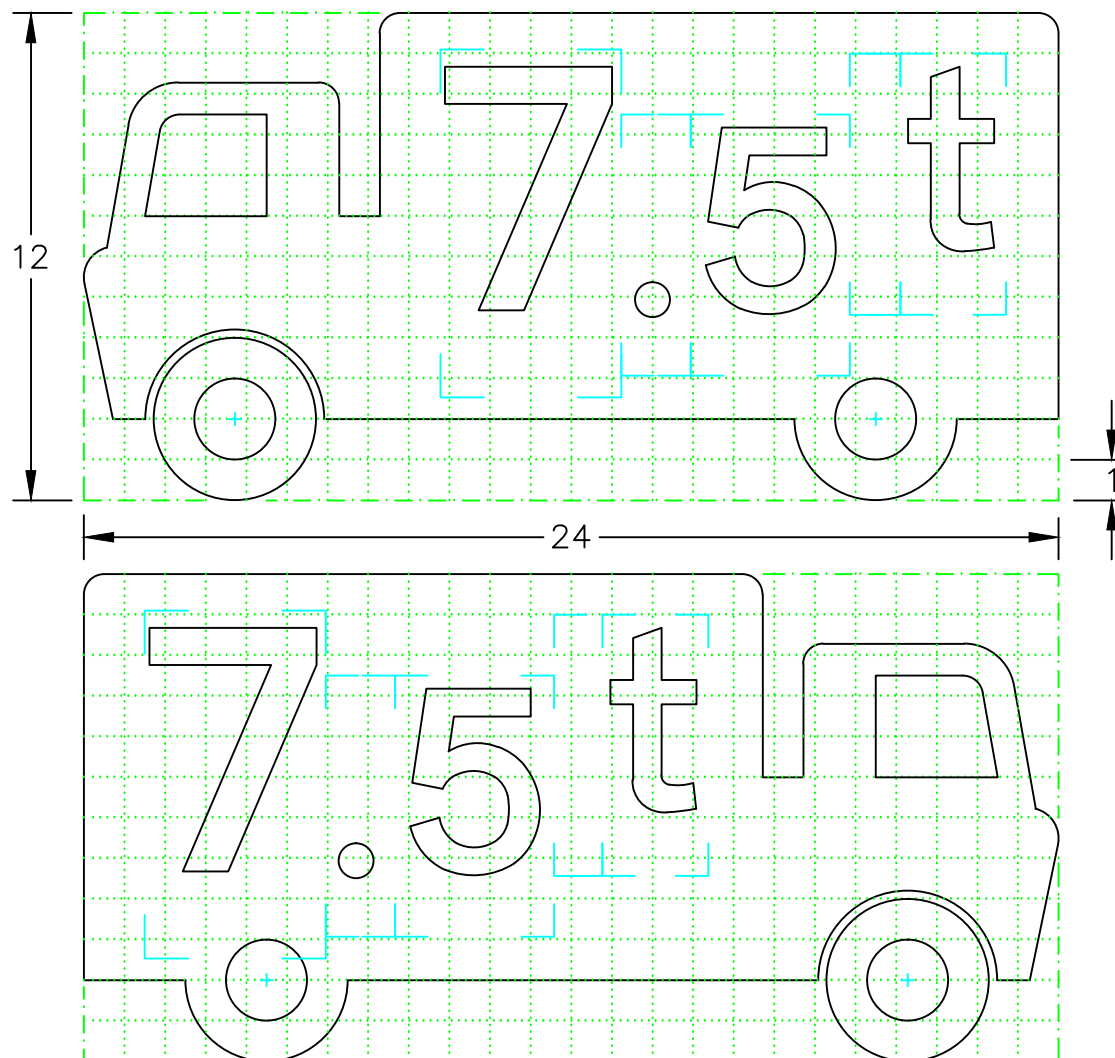
ALL IN
GRID DIVISIONS

Drawing No.

S 32 sheet
1 of 5

NOTES:

1. The grids and tile outlines do not form part of any sign to which the symbols are applied.
2. Dimensions are given in grid divisions.
3. The legend is from the Transport Medium alphabet at heights shown in grid divisions.
4. COLOURS : Symbol --- BLACK
Legend --- WHITE



(see sheet 1 for standard lorry)

(see sheets 3 & 4 for other weight limits on side)

(see sheet 5 for prohibition with red bar)

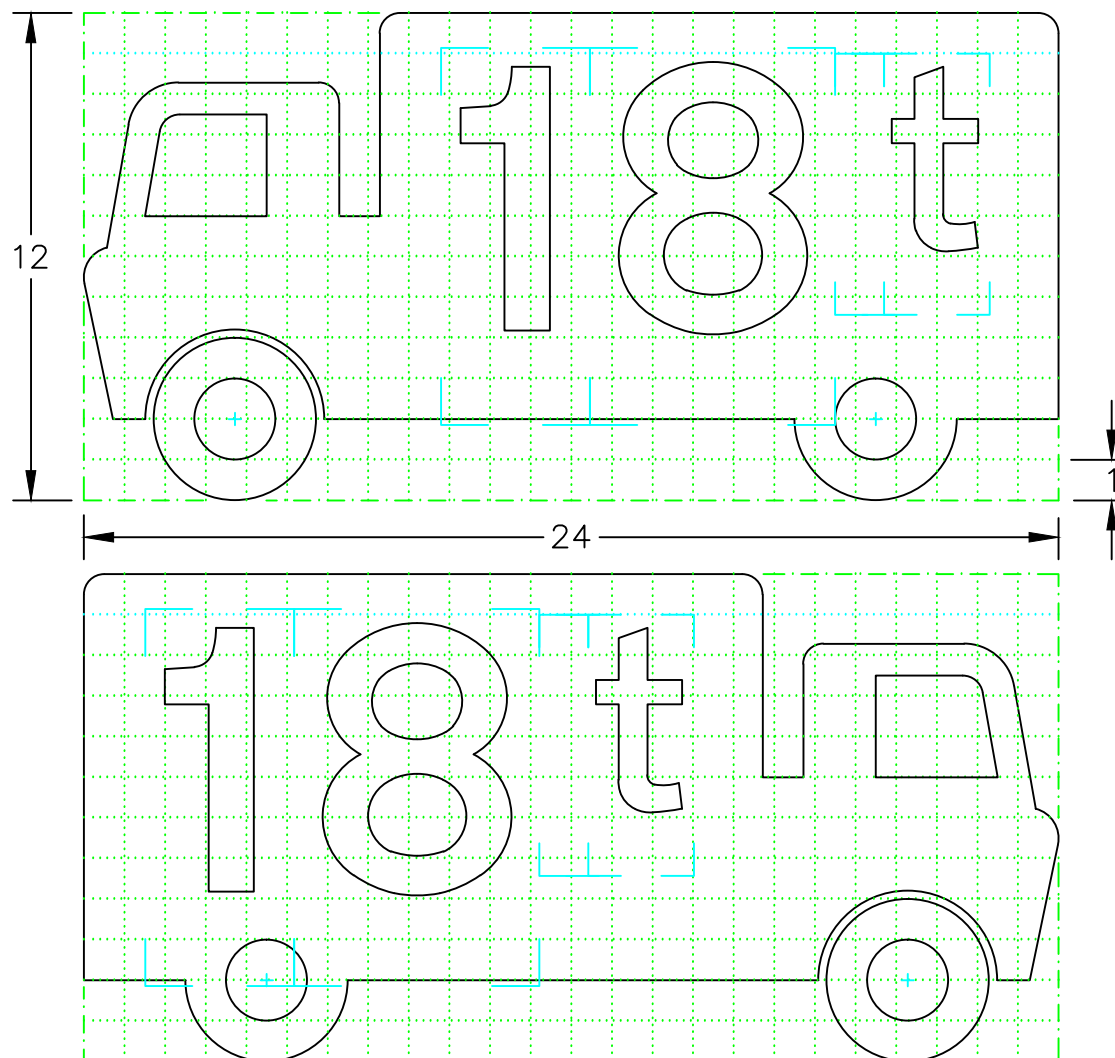
S32-2

<p>Department for Transport</p>	<p>Title: Symbol</p> <p>7.5t LORRY</p>	<p>Issue: Date:</p> <p>A: 18.2.94</p> <p>B: 12.11.02</p> <p>C: 11.11.11</p>	<p>Drawn by: S.P.</p> <p>Approved by: R.M.</p>	<p>Dimensions: ALL IN GRID DIVISIONS</p>	<p>Drawing No. S 32 sheet 2 of 5</p>
--	--	---	--	--	--------------------------------------

Before using this drawing, confirm
that it has not been superseded.

NOTES:

1. The grids and tile outlines do not form part of any sign to which the symbols are applied.
2. Dimensions are given in grid divisions.
3. The legend is from the Transport Medium alphabet at heights shown in grid divisions.
4. COLOURS : Symbol --- BLACK
Legend --- WHITE



(see sheet 1 for standard lorry)
(see sheets 2 & 4 for other weight limits on side)
(see sheet 5 for prohibition with red bar)

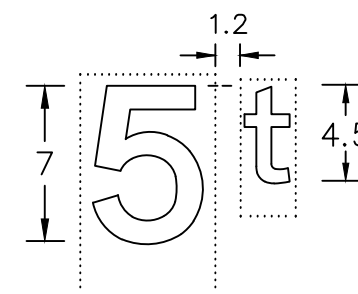
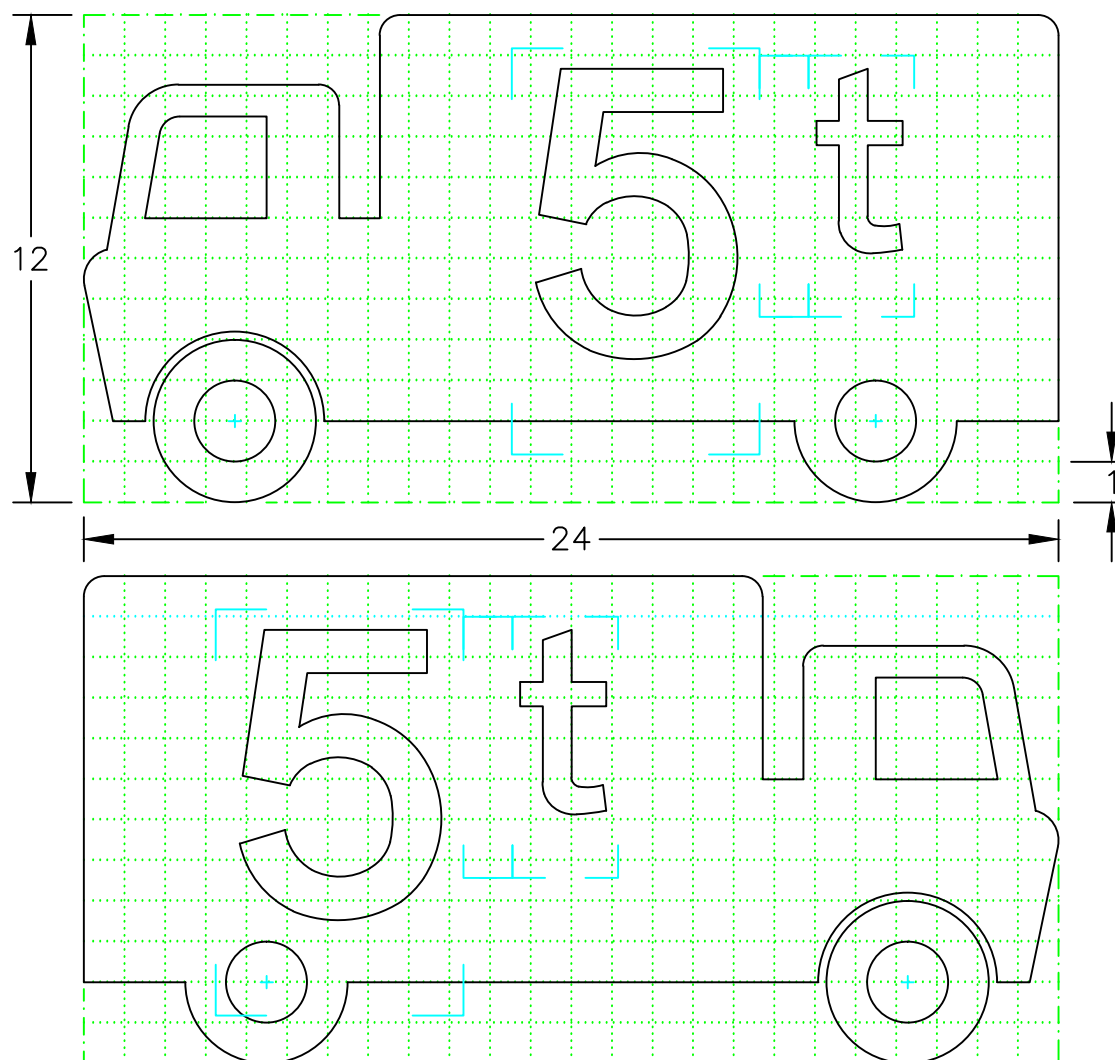
S32-3

<p>Department for Transport</p>	<p>Title: Symbol</p> <p>18t LORRY</p>	<p>Issue: Date:</p> <p>A: 18.2.94</p> <p>B: 12.11.02</p> <p>C: 11.11.11</p>	<p>Drawn by: R.M.</p> <p>Approved by: R.M.</p>	<p>Dimensions: ALL IN GRID DIVISIONS</p>	<p>Drawing No. S 32 sheet 3 of 5</p>
--	---------------------------------------	---	--	--	--------------------------------------

Before using this drawing, confirm
that it has not been superseded.

NOTES:

1. The grids and tile outlines do not form part of any sign to which the symbols are applied.
2. Dimensions are given in grid divisions.
3. The legend is from the Transport Medium alphabet at heights shown in grid divisions.
4. COLOURS : Symbol --- BLACK
Legend --- WHITE



(see sheet 1 for standard lorry)

(see sheets 2 & 3 for other weight limits on side)

(see sheet 5 for prohibition with red bar)

S32-4

Department for
Transport

Title:

Symbol

5t LORRY

Issue: Date:

A: 18.2.94

B: 12.11.02

C: 11.11.11

Drawn by:

S.P.

Approved by:

R.M.

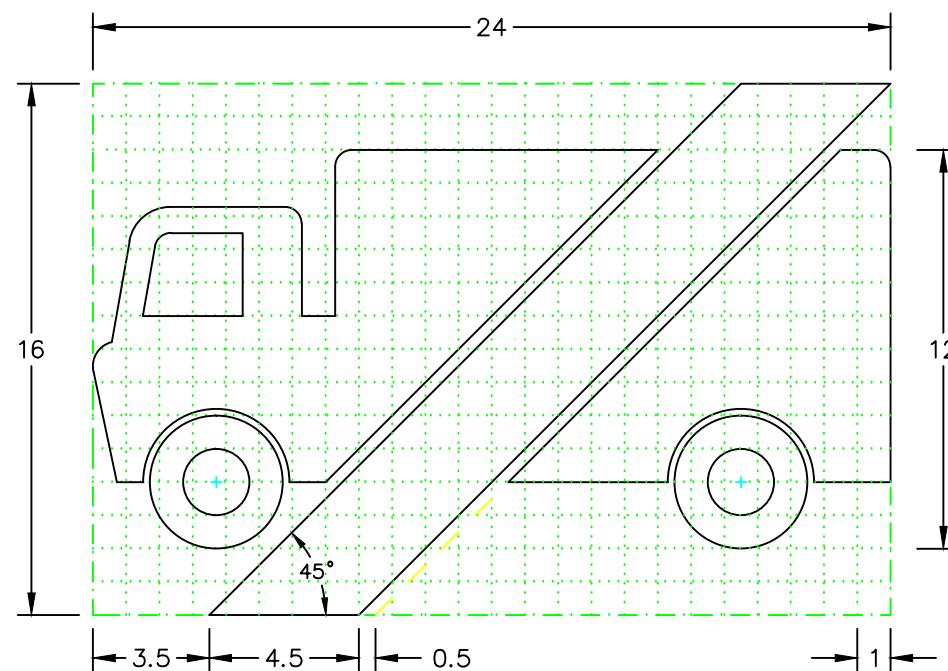
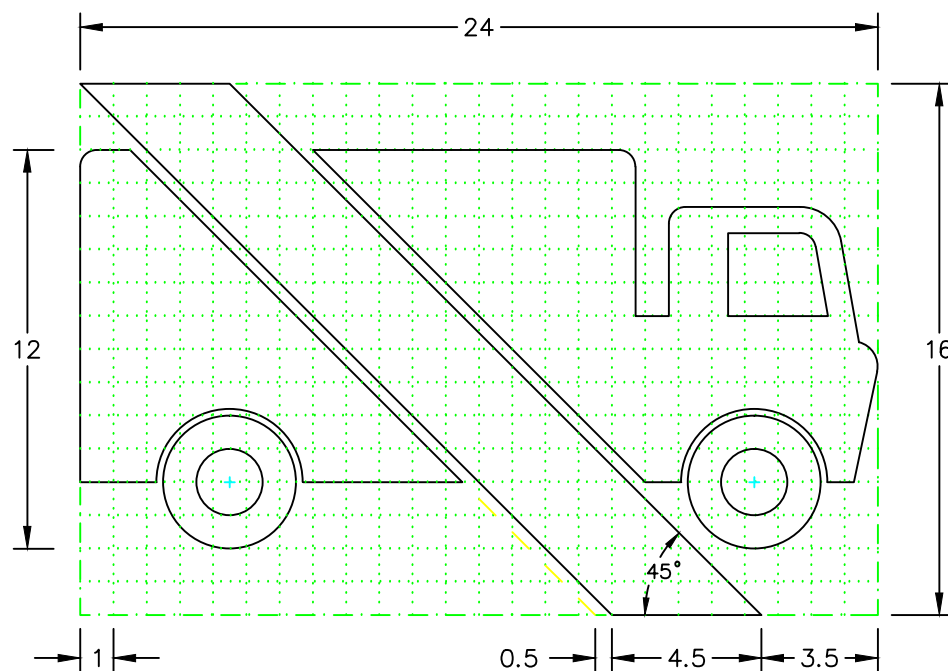
Dimensions:

ALL IN
GRID DIVISIONS

Drawing No.

S 32 sheet
4 of 5

- NOTES: 1. The grid does not form part of any
sign to which the symbol is applied.
2. Dimensions are given in grid divisions.
3. The lorry is identical to the one shown
on sheet 1 but with a portion removed
to add the red prohibition bar.



S32-5

(see sheet 1 for standard lorry)

(see sheets 2, 3 & 4 for weight limits on side)

<p>Department for Transport</p>	<p>Title: Symbol</p> <p>LORRY PROHIBITION</p>	<p>Issue: Date:</p> <p>A: 10.3.94</p> <p>B: 12.11.02</p> <p>C: 11.11.11</p>	<p>Drawn by: S.P.</p> <p>Approved by: R.M.</p>	<p>Dimensions: ALL IN GRID DIVISIONS</p>	<p>Drawing No.</p> <p>S 32 sheet 5 of 5</p>
--	---	---	--	--	---