

NOTES: 1. The grid does not form part of any sign to which the symbol is applied.

2. Dimensions are given in grid divisions, (normally equal to $\frac{1}{4}$ x-height)

3. COLOURS :—

Symbol ----- WHITE

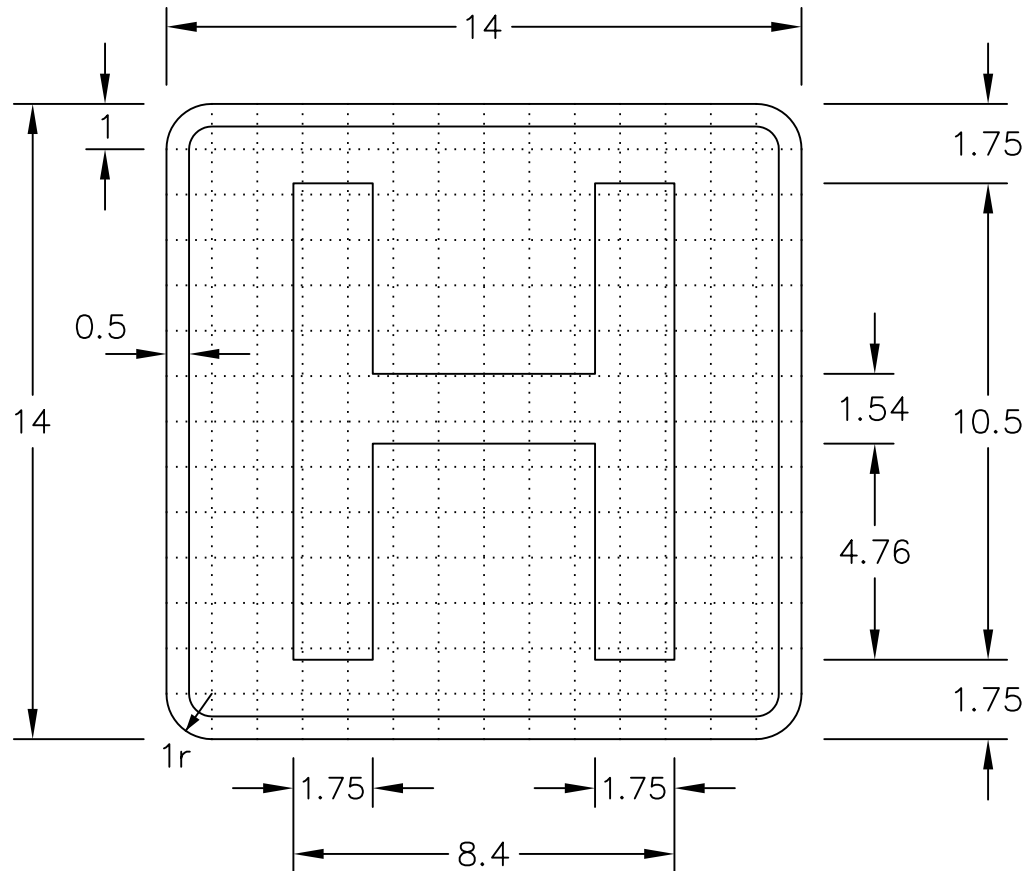
Border if used — WHITE

Background --- BLUE when used with 'No A & E' supplementary plates

Background --- RED when used with 'A & E' or 'Minor injury unit' supplementary plates

(see sheets 2, 3, 4 and 5)

4. When the tile is placed on a white background the border is not used but the tile and symbol remain the same size.



S49-1

Before using this drawing, confirm that it has not been superseded.

Department for
Transport

Title:

Symbol

HOSPITAL

Issue: Date:

A: 14.4.94

B: 7.11.02

C:

Drawn by:

R.M.

Approved by:

R.M.

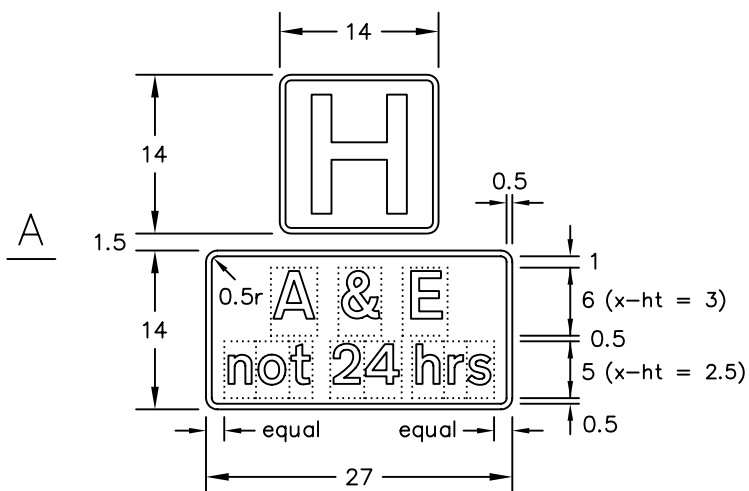
Dimensions:

ALL IN
GRID DIVISIONS

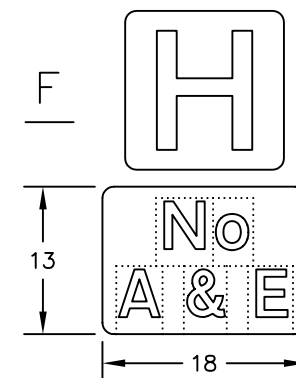
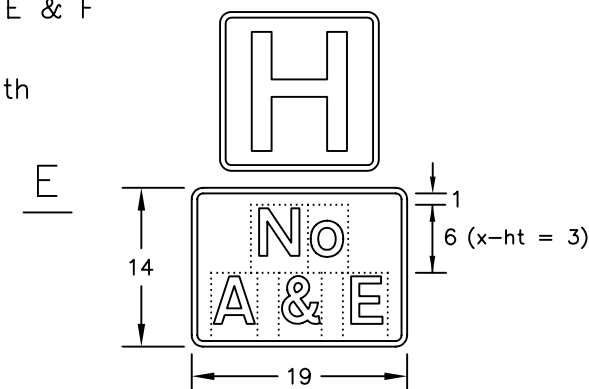
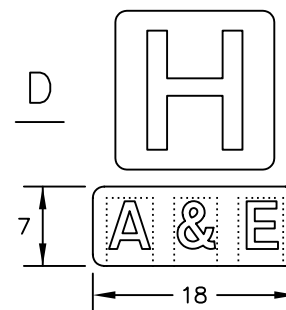
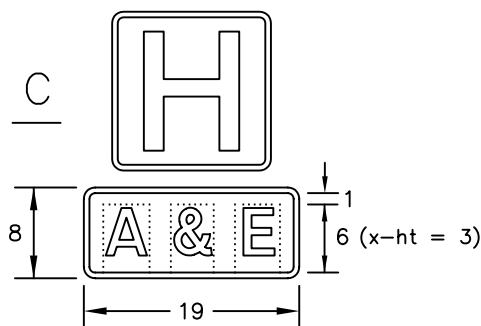
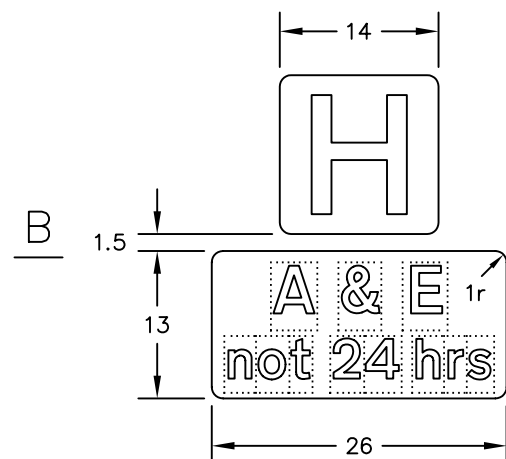
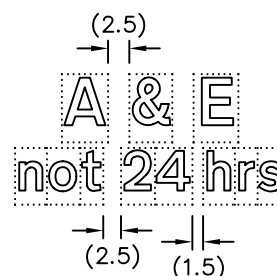
Drawing No.

S 49 sheet
1 of 5

- NOTES: 1. The letter tiles do not form part of any sign to which the symbols are applied.
2. Unbracketed dimensions are given in stroke widths which relate to the x-heights of the signs on which the symbols are placed. ($4sw = x-ht$)
3. COLOURS :-
Symbol ----- WHITE
Borders if used - WHITE
Characters ----- WHITE (Transport Medium alphabet)
Backgrounds --- RED for symbols A, B, C & D
Backgrounds --- BLUE for symbols E & F
4. See sheet 1 for details of 'H' plate and sheets 3, 4 and 5 for further layouts with supplementary plates.



Dimensions shown in
brackets are in stroke
widths and relate to the
x-heights appropriate
for the characters



S49-2

Department for
Transport

Title:

Symbols
HOSPITAL
ACCIDENT & EMERGENCY

Issue: Date:
A: 14.4.94
B: 7.11.02
C:

Drawn by:
S.P.
Approved by:
R.M.

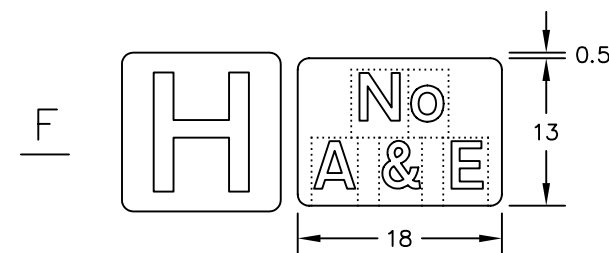
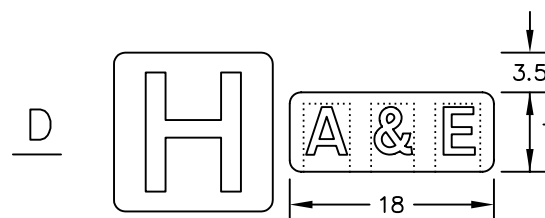
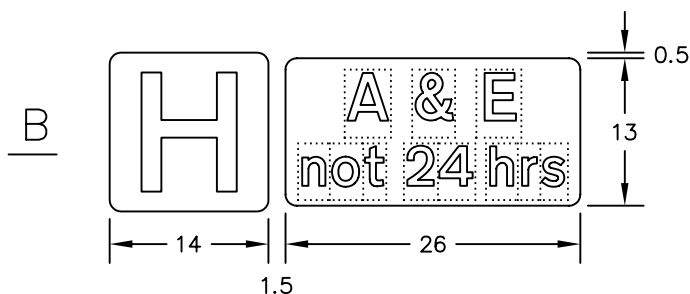
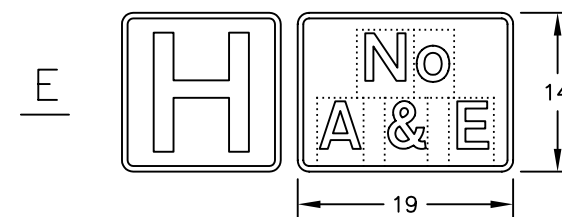
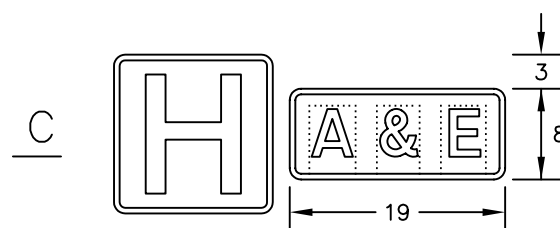
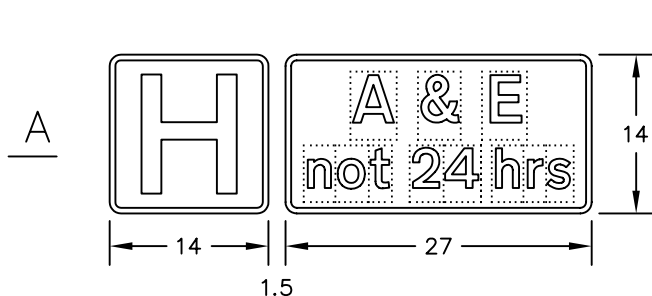
Dimensions:
SEE
NOTE 2

Drawing No.

S 49 sheet
2 of 5

Before using this drawing, confirm
that it has not been superseded.

- NOTES: 1. The letter tiles do not form part of any sign to which the symbols are applied.
2. Dimensions are given in stroke widths which relate to the x-heights of the signs on which the symbols are placed. (4sw = x-ht)
3. COLOURS : Symbol ----- WHITE
Borders if used - WHITE
Characters ----- WHITE (Transport Medium alphabet)
Backgrounds --- RED for symbols A, B, C & D
Backgrounds --- BLUE for symbols E & F
4. See sheet 1 for details of 'H' plate and sheets 2, 4 and 5 for further details of the supplementary plates.



S49-3

Department for
Transport

Title:

Symbols
HOSPITAL
ACCIDENT & EMERGENCY

Issue: Date:
A: 14.4.94
B: 7.11.02
C:

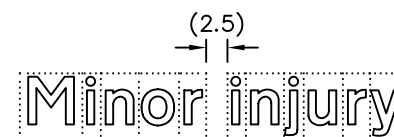
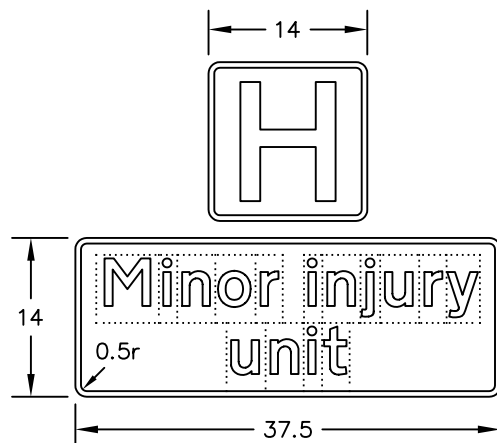
Drawn by:
R.M.
Approved by:
R.M.

Dimensions:
SEE
NOTE 2

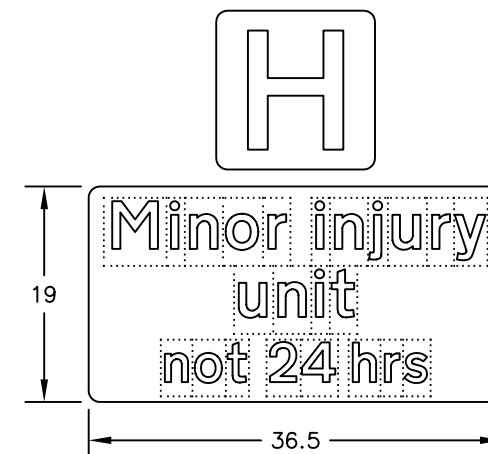
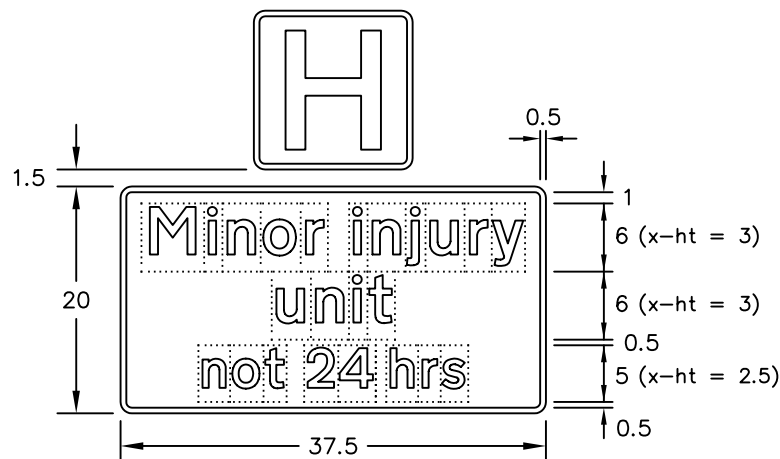
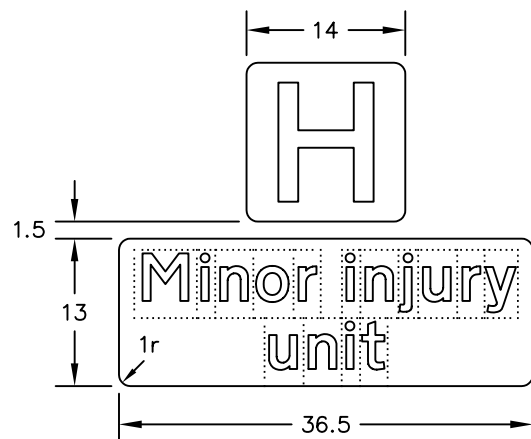
Drawing No.

S 49 sheet
3 of 5

- NOTES: 1. The letter tiles do not form part of any sign to which the symbols are applied.
2. Dimensions are given in stroke widths which relate to the x-heights of the signs on which the symbols are placed. (4sw = x-ht)
3. COLOURS : Symbol ----- WHITE
Borders if used - WHITE
Characters ----- WHITE (Transport Medium alphabet)
Backgrounds --- RED
4. See sheet 1 for details of 'H' plate and sheets 2, 3 and 5 for further details of the supplementary plates. 'Minor injury unit' plates may be used without the 'H' plate.



The dimension shown in brackets is in stroke widths and relates to the x-height appropriate for the characters



S49-4

Department for
Transport

Title:

Symbols
HOSPITAL
MINOR INJURY UNIT

Issue: Date:
A: 14.4.94
B: 7.11.02
C:

Drawn by:
R.M.
Approved by:
R.M.

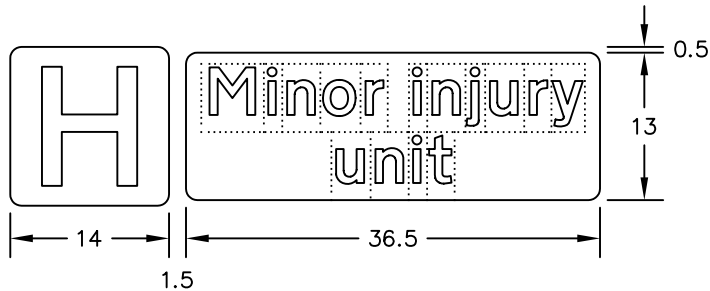
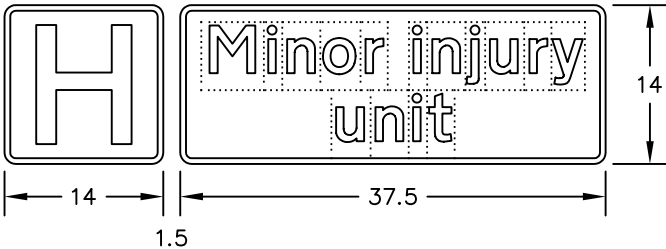
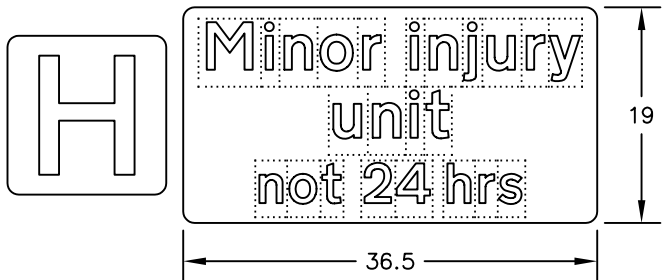
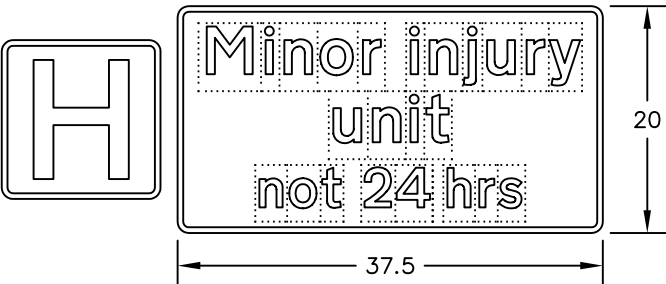
Dimensions:
SEE
NOTE 2

Drawing No.

S 49 sheet
4 of 5

Before using this drawing, confirm
that it has not been superseded.

- NOTES:
1. The letter tiles do not form part of any sign to which the symbols are applied.
 2. Dimensions are given in stroke widths which relate to the x-heights of the signs on which the symbols are placed. (4sw = x-ht)
 3. COLOURS : Symbol ----- WHITE
Borders if used - WHITE
Characters ---- WHITE (Transport Medium alphabet)
Backgrounds --- RED
 4. See sheet 1 for details of 'H' plate and sheets 2, 3 and 4 for further details of the supplementary plates. 'Minor injury unit' plates may be used without the 'H' plate.



S49-5

Department for
Transport

Title: Symbols
HOSPITAL
MINOR INJURY UNIT

Issue: Date:
A: 14.4.94
B: 7.11.02
C:

Drawn by:
R.M.
Approved by:
R.M.

Dimensions:
SEE
NOTE 2

Drawing No.
S 49 sheet
5 of 5