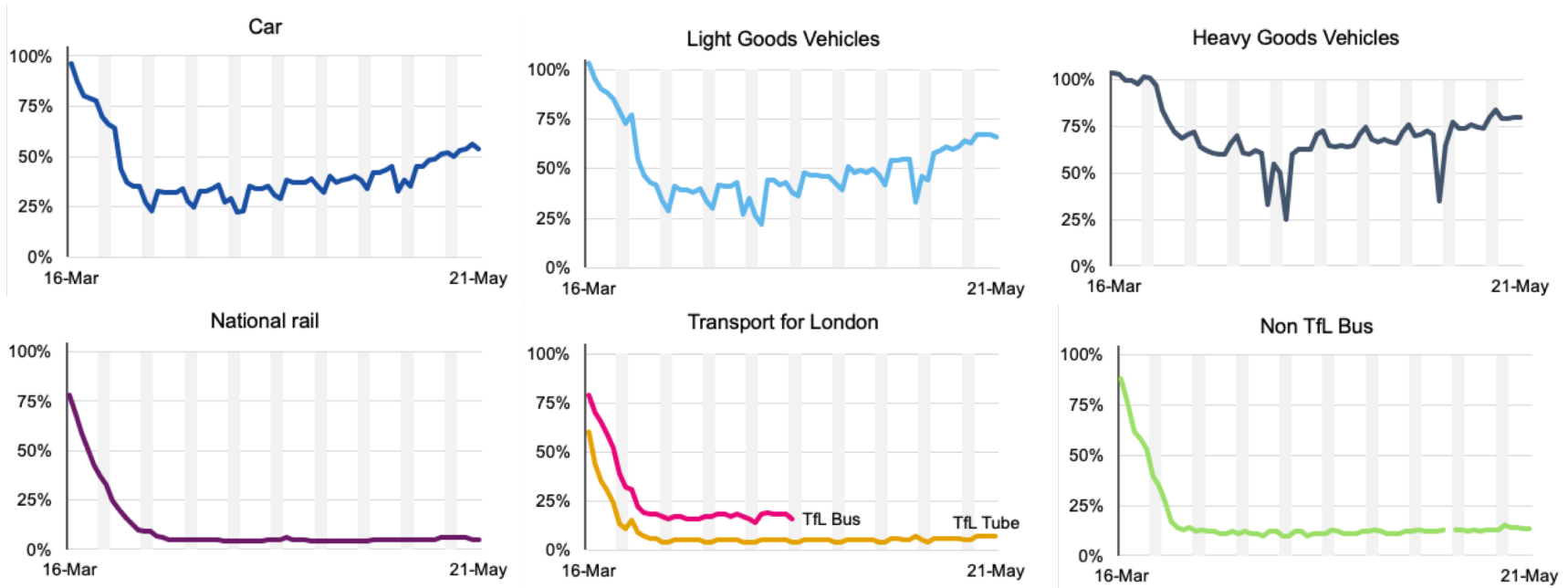


Social distancing

Changes in transport use (Great Britain)



Transport data is indexed to the equivalent day in either January or February 2020 (Traffic and Buses) or 2019 (Rail). Shaded areas represent weekends.

Testing and new cases (UK)



Testing

Some people are tested more than once.

110,401 tests as of 24 May

3,458,905 tests in total

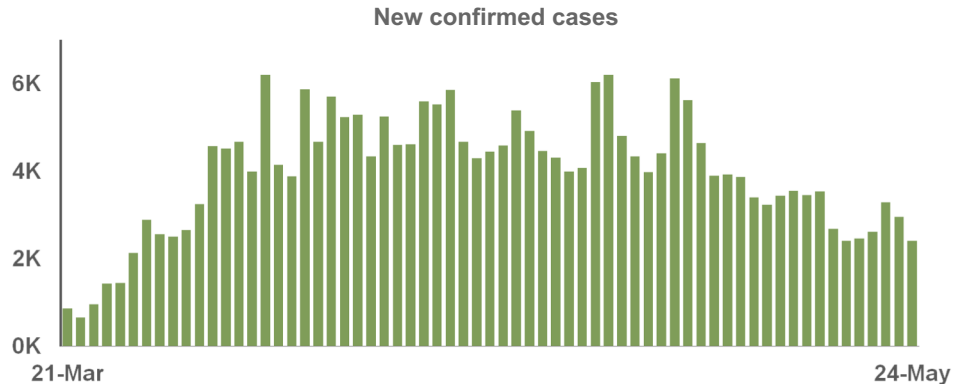
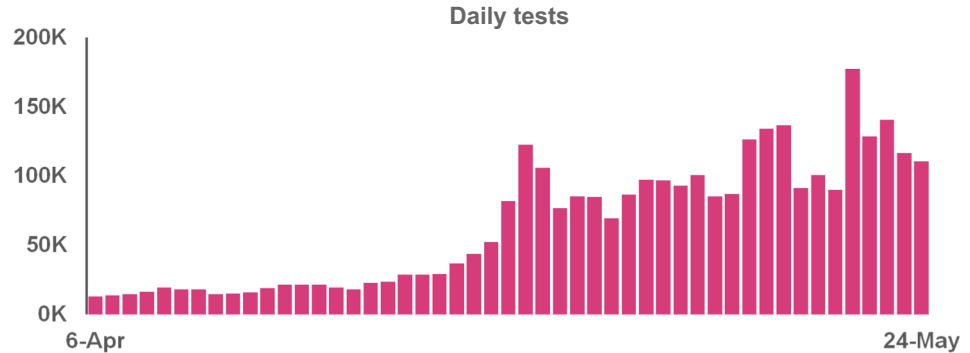


Confirmed cases

Only includes cases tested positive.
There are more cases than confirmed here.

2,409 cases confirmed
as of 24 May

259,559 cases confirmed
in total



Source: NHS England and devolved administrations.
Further details on data sources can be found here:
<https://www.gov.uk/government/collections/slides-and-datasets-to-accompany-coronavirus-press-conferences>

Data from Hospitals



685

Estimated admissions with COVID-19 (England)

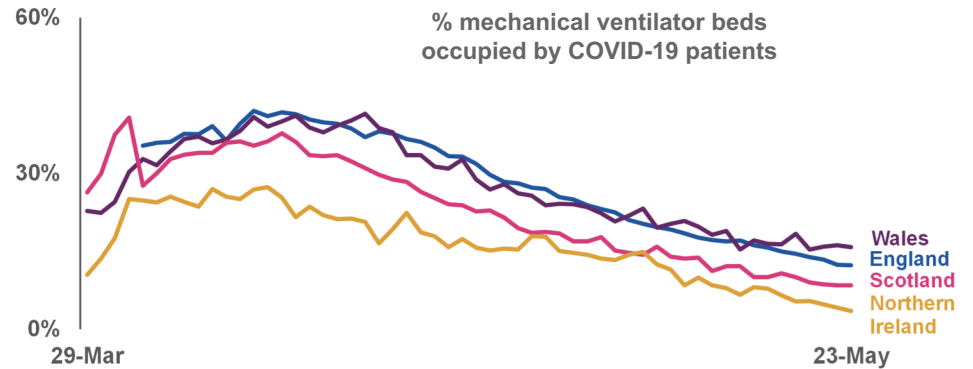
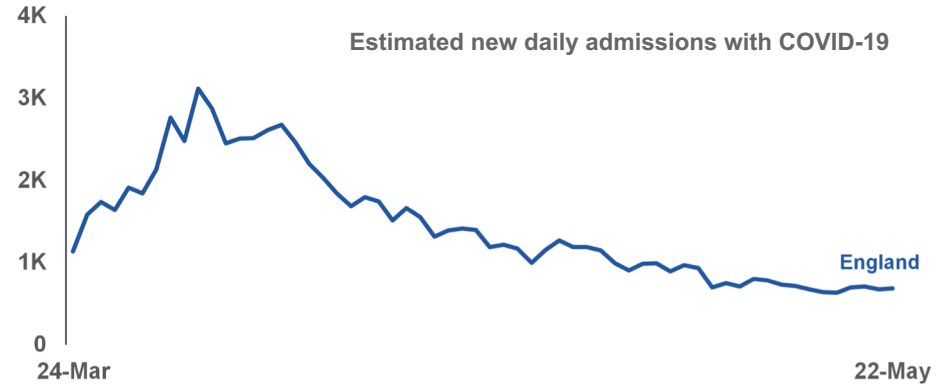
on 22 May
Down from 718 on 15 May



12%

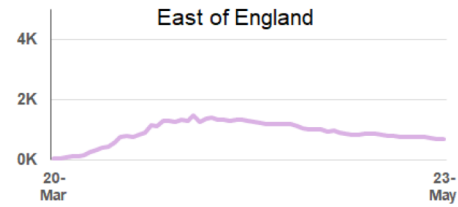
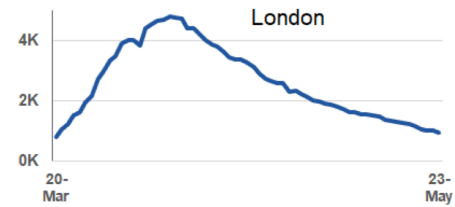
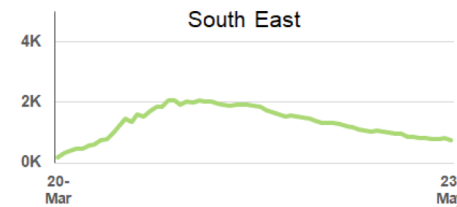
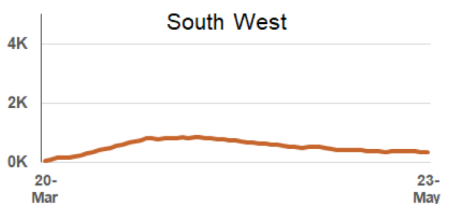
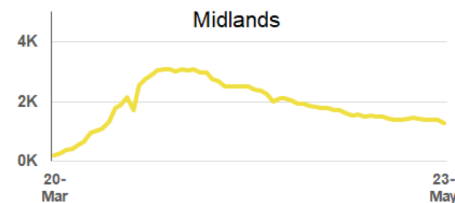
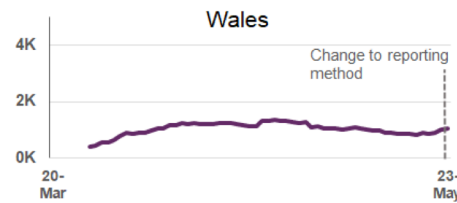
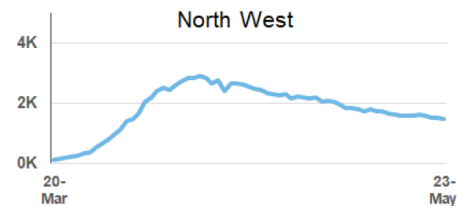
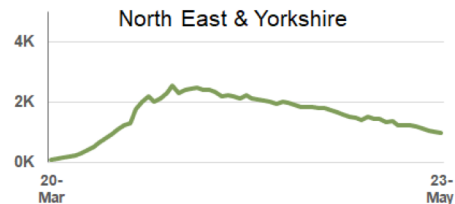
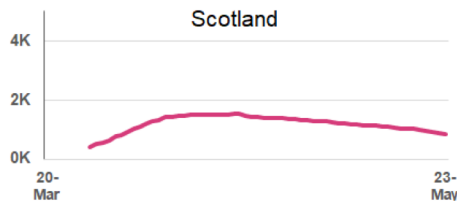
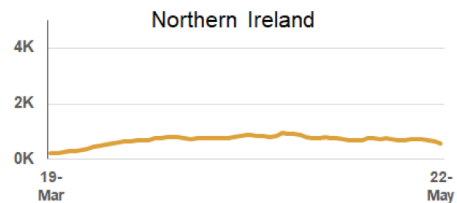
Of mechanical ventilator beds occupied with COVID-19 patients (UK)

on 23 May
Down from 16% on 16 May



People in Hospital with COVID-19 (UK)

8,951 people are in hospital with COVID-19, down from 10,085 this time last week.



Daily COVID-19 deaths confirmed with a positive test (UK)

The numbers presented here from the Department for Health and Social Care relate to deaths where COVID-19 was confirmed with a positive test.



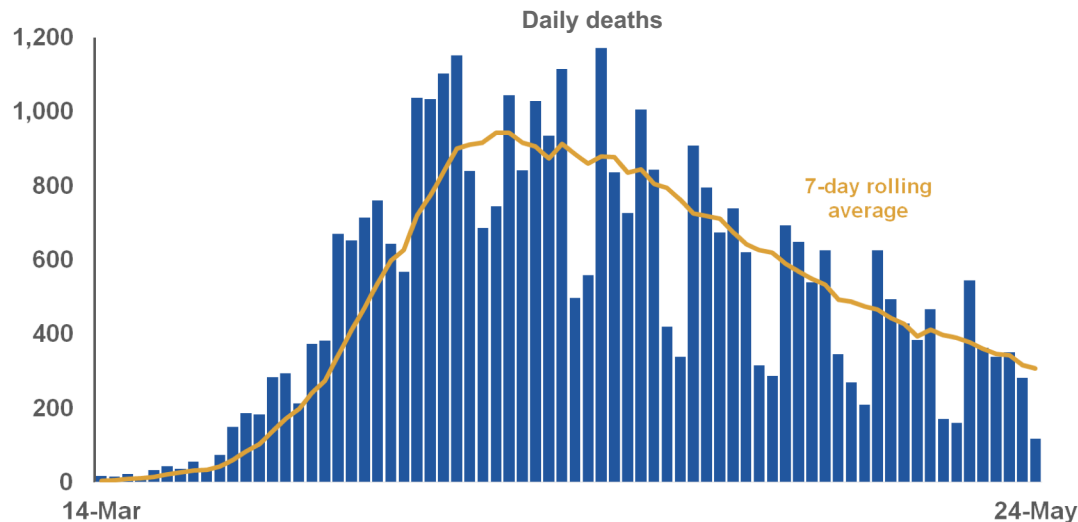
On 24 May DHSC reported

118

Daily COVID-19 deaths confirmed with a positive test

36,793

Total COVID-19 deaths confirmed with a positive test



Weekly registered deaths from the Office for National Statistics include cases where COVID-19 is mentioned on the death certificate but was not confirmed with a test. On 8th May, ONS reported 41,020 cumulative registered deaths from COVID-19. This was 9,779 more than the DHSC figure for the same date.

Annex: Statistical notes

Social distancing

Transport use (Great Britain): Bus (excl. London), TFL tube and Bus data has been adjusted to compare against typical usage for the Easter break, whereas motor vehicles and national rail have not. DfT have published information on [data sources and methodology](#). Data on TfL Buses is not available from Sunday 19 April due to the change in [boarding policy](#). DfT revised the previous week's National Rail usage data on 8 May. Data for Buses (excl. London) on 8 May is not available.

Testing and new cases (UK)

Tests: The [number of tests](#) includes; (i) tests processed through our labs, and (ii) tests sent to individuals at home or to satellite testing locations.

Cases: [Cases](#) are reported when lab tests are completed. This may be a few days after initial testing. Chart date corresponds to the date tests were reported as of the 24 hours before 9am that day. Only includes cases tested positive. There are more cases than confirmed here. There may be a small percentage of cases where the same person has had more than one positive test result for COVID-19.

Data from hospitals

Estimated daily admissions with COVID-19 (England): England data captures people admitted to hospital who already had a confirmed COVID-19 status at point of admission, and adds those who tested positive in the previous 24 hours whilst in hospital. Inpatients diagnosed with COVID-19 after admission are assumed to have been admitted on the day prior to their diagnosis.

Ventilator beds with COVID-19 patients (UK): Reporting on bed capacity has shifted from critical care bed capacity to ventilator bed capacity, which is a clearer indicator of our ability to care for COVID-19 patients. Overall percentage of Mechanical Ventilation beds that are occupied by COVID patients, by nation. This measure includes both Nightingale hospitals and Dragon's Heart/Ysbyty Calon y Ddraig field hospital. The trends in this graph are impacted by both reserved and devolved policies. For Wales, mechanical ventilator beds and critical care beds are identical. For Scotland, mechanical ventilator beds and critical care beds are identical. Scottish figures include a small number of patients who are not on mechanical ventilation. For England, the denominator is the number of beds which are capable of delivering mechanical ventilation. The numerator is the number of COVID patients in beds which are capable of delivering mechanical ventilation. For Northern Ireland, the denominator is the number of beds which are capable of delivering mechanical ventilation, based on its current maximum surge capacity. The numerator is the number of COVID patients in beds which are capable of delivering mechanical ventilation.

People in hospital with COVID-19 (UK)

Community hospitals are included in figures for Wales from 23 April onwards. England and Scottish data includes 'confirmed' cases, Northern Ireland and Welsh data includes 'confirmed' and 'suspected' cases. Due to the way Northern Ireland report, the UK figure is calculated by taking the most recent day for Great Britain plus the previous day for Northern Ireland. National data may not be directly comparable as data about COVID-19 patients in hospitals is collected differently across nations. From 22nd May, a change in reporting resulted in some patients in Wales being reclassified as COVID patients. Prior to this date, some COVID positive patients who had been in hospital for 14 days and recovered were reported as non COVID patients.

Daily COVID-19 deaths confirmed with a positive test (UK)

Figures on [deaths](#) relate to those who have tested positive for COVID-19. The 7-day rolling average (mean) of daily deaths is plotted on the last day of each seven day period. UK deaths are reported when paperwork is filed, rather than time of death. Deaths are reported in the 24 hours up to 5pm on the previous day.