

CONTENTS

Basic design elements	Sheets 1 to 10
Length of road works	Sheets 11 to 14
Contraflow entry crossovers	Sheets 15 to 19
Contraflow exit crossovers	Sheets 20 to 23
Junction signs	Sheets 24 to 27
Hard shoulder usage	Sheets 28 to 32
Narrow lanes	Sheets 33 to 34
Lane alignment	Sheets 35 to 38
Lane loss	Sheets 39 to 41
Lane gain	Sheets 42 to 44

P 7245



Department
for Transport

Title: Temporary Signs
TEMPORARY LANE ALIGNMENT
AND DESTINATIONS

Issue : Date :
A : 22.04.16
B :
C :

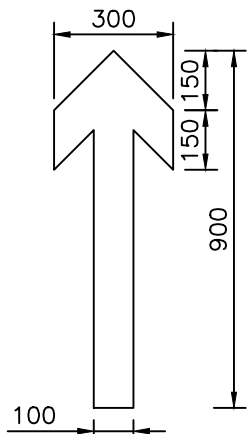
Drawn by :
A.K.
Approved by :
J.B.

Dimensions :

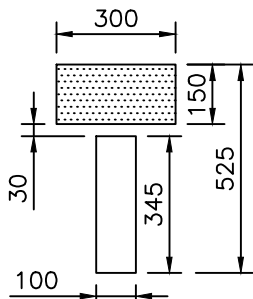
Drawing No.

P 7245

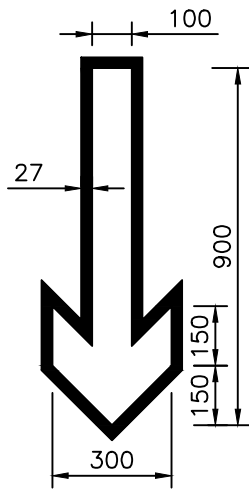
Arrow widths	x-ht
(200)	(100)
(250)	(125)
300	150
(350)	(175)



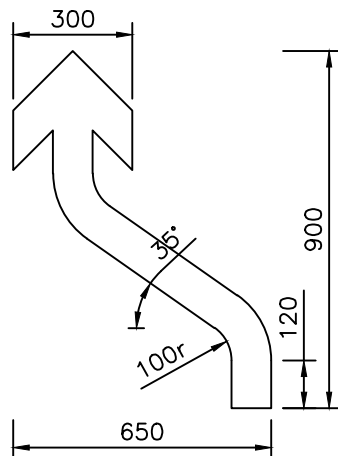
ITEM 01



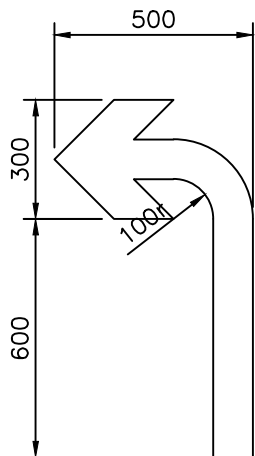
ITEM 02



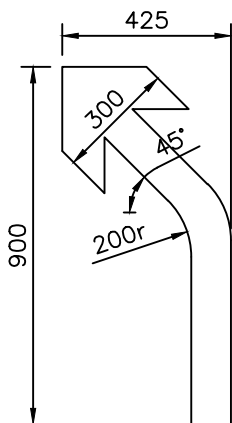
ITEM 03



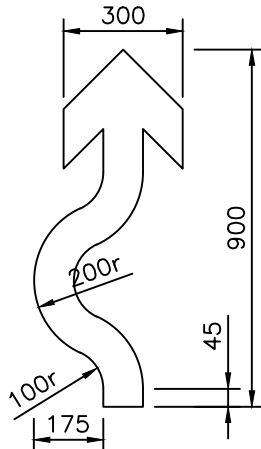
ITEM 04L



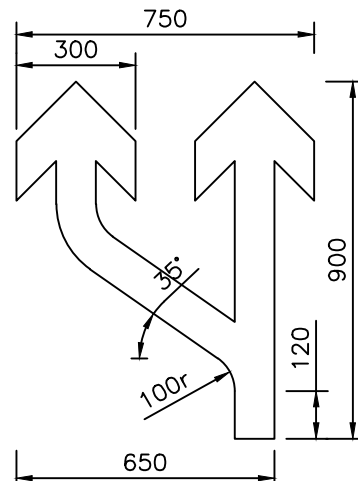
ITEM 05L



ITEM 06L



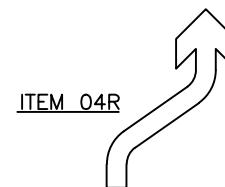
ITEM 07L



ITEM 08L

- NOTES: 1. COLOURS : Upwards Arrows & Shafts BLACK
Bar (shown shaded) RED
Downward Arrow WHITE
Downward Arrow Outline BLACK
2. DIMENSIONS : All dimensions are based on the 300mm arrow and shall be varied proportionally for the other arrow dimensions.

Mirror image versions of symbols shown left



ITEM 04R



ITEM 05R



ITEM 06R



ITEM 07R



ITEM 08R

Before using this drawing, confirm that it has not been superseded.

P 7245



Title: Temporary Signs
TEMPORARY LANE ALIGNMENT
AND DESTINATIONS

Issue : Date :
A : 22.04.16
B :
C :

Drawn by :
A.K.
Approved by :
J.B.

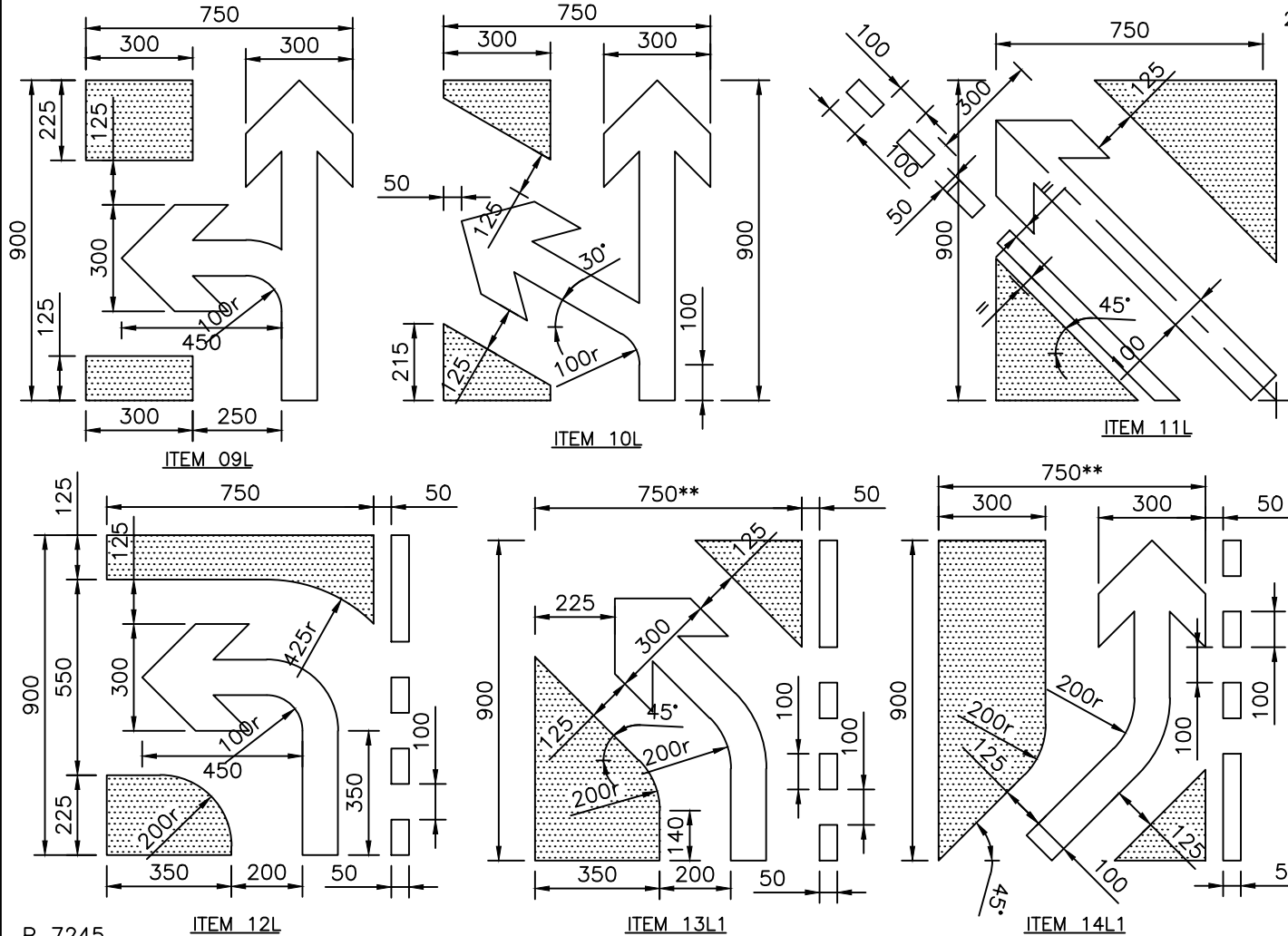
Dimensions :
MILLIMETRES

Drawing No.
P 7245
Sheet 1 of 44

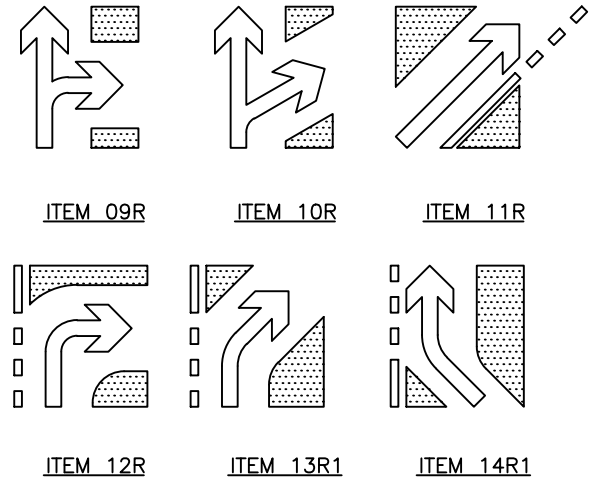
** Additional arrows may be added to the symbol, increasing this dimension in increments of 450mm

Arrow widths	x-ht
(200)	(100)
(250)	(125)
300	150
(350)	(175)

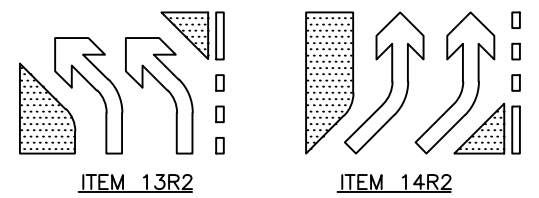
- NOTES: 1. COLOURS : Arrows and road markings BLACK
Blocks (shown shaded) RED
2. DIMENSIONS : All dimensions are based on the 300mm arrow and shall be varied proportionally for the other arrow dimensions.



Mirror image versions of symbols



Examples of symbols shown left with additional arrows



Before using this drawing, confirm that it has not been superseded.

P 7245



Title: Temporary Signs
TEMPORARY LANE ALIGNMENT AND DESTINATIONS

Issue : Date :
A : 22.04.16
B :
C :

Drawn by :
A.K.
Approved by :
J.B.

Dimensions :
MILLIMETRES

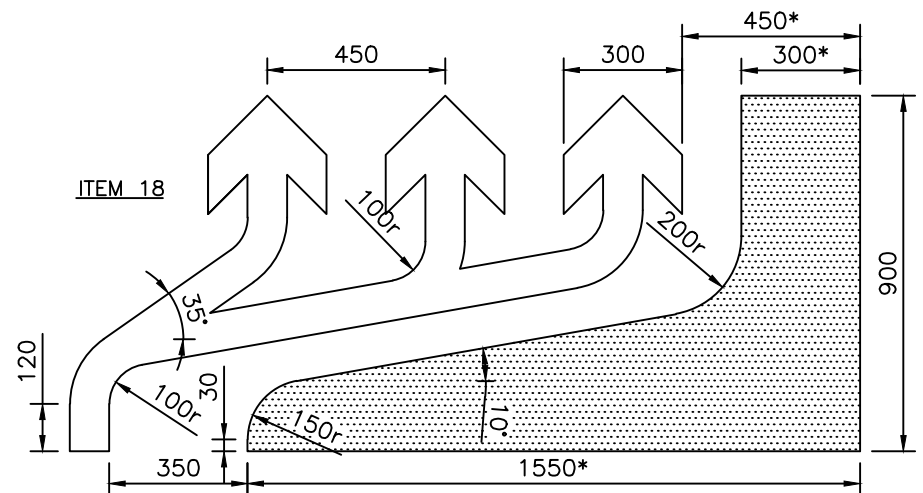
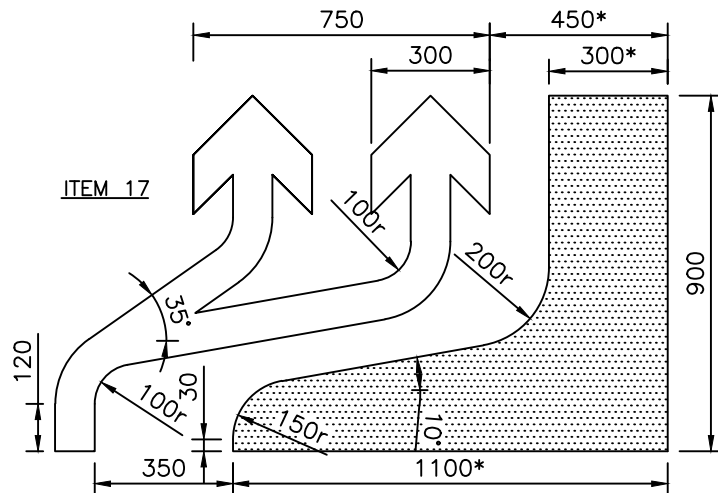
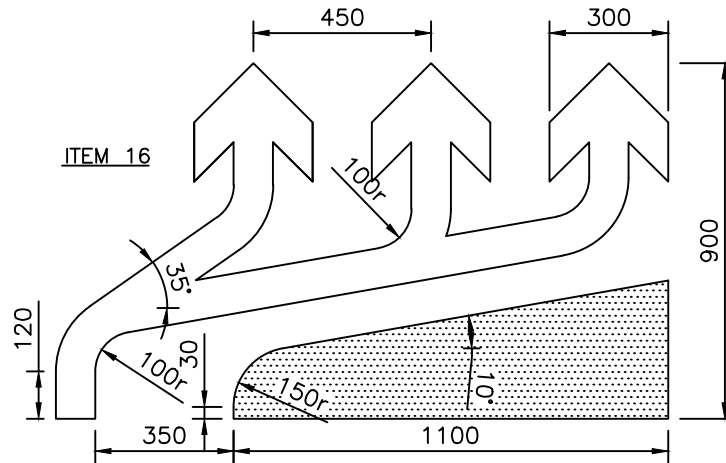
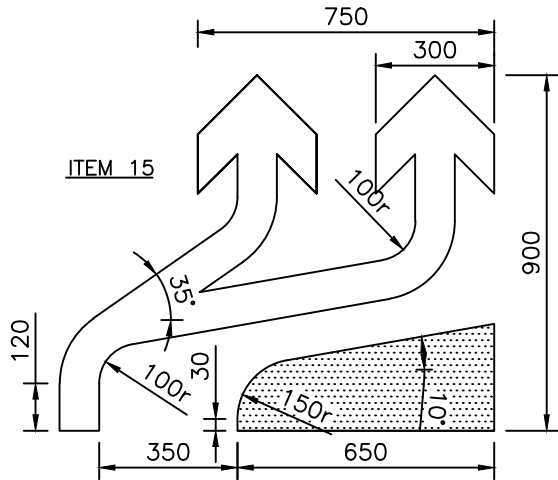
Drawing No.
P 7245
Sheet 2 of 44

Before using this drawing, confirm that it has not been superseded.

Arrow widths	x-ht
(200)	(100)
(250)	(125)
300	150
(350)	(175)

- NOTES: 1. COLOURS : Arrows BLACK
Blocks (shown shaded) RED
2. DIMENSIONS : All dimensions are based on the 300mm arrow and shall be varied proportionally for the other arrow dimensions.

* Dimension may be increased in increments of 450mm



P 7245



Department
for Transport

Title: Temporary Signs
TEMPORARY LANE ALIGNMENT
AND DESTINATIONS

Issue : Date :
A : 22.04.16
B :
C :

Drawn by :
A.K.
Approved by :
J.B.

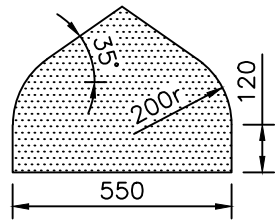
Dimensions :
MILLIMETRES

Drawing No.
P 7245
Sheet 3 of 44

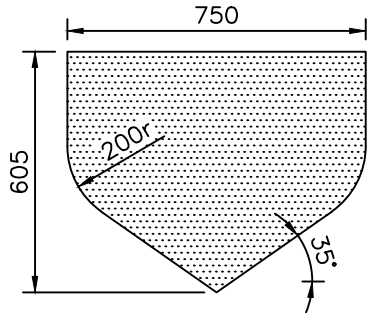
* Dimension may be increased in increments of 450mm

Arrow widths	x-ht
(200)	(100)
(250)	(125)
300	150
(350)	(175)

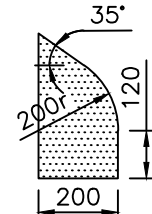
- NOTES: 1. COLOURS : Blocks (shown shaded) RED
 2. DIMENSIONS : All dimensions are based on the 300mm arrow and shall be varied proportionally for the other arrow dimensions.



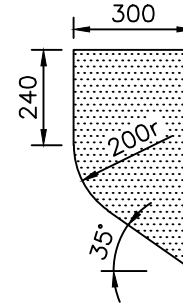
ITEM 19



ITEM 20

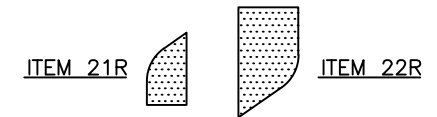


ITEM 21L



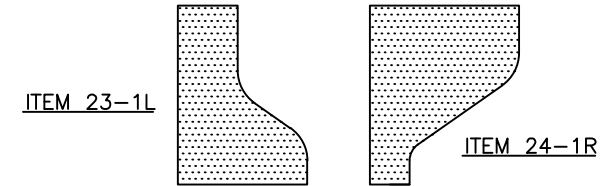
ITEM 22L

Mirror image versions of symbols



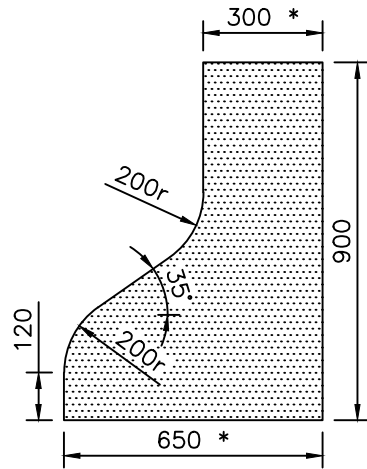
ITEM 21R

ITEM 22R

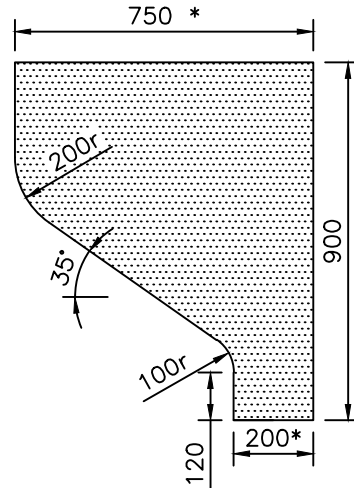


ITEM 23-1L

ITEM 24-1R

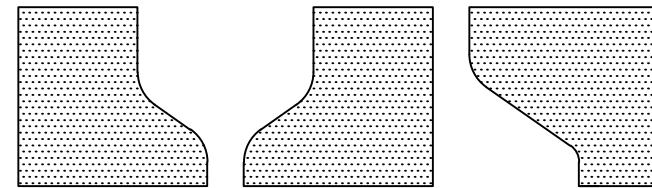


ITEM 23-1R



ITEM 24-1L

Example lengthened symbols



ITEM 23-2L

ITEM 23-2R

ITEM 24-2L

Before using this drawing, confirm that it has not been superseded.

P 7245



Title: Temporary Signs
 TEMPORARY LANE ALIGNMENT
 AND DESTINATIONS

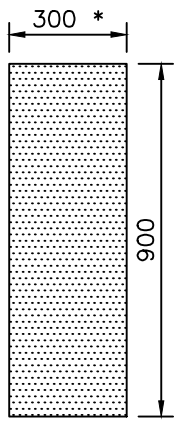
Issue : Date :
 A : 22.04.16
 B :
 C :

Drawn by :
 A.K.
 Approved by :
 J.B.

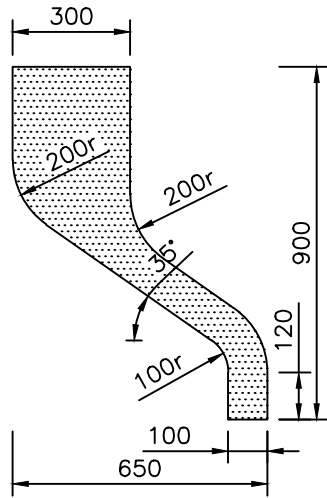
Dimensions :
 MILLIMETRES

Drawing No.
 P 7245
 Sheet 4 of 44

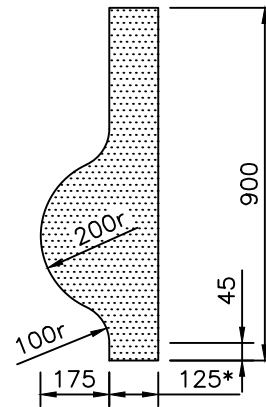
* Dimension may be increased in increments of 450mm



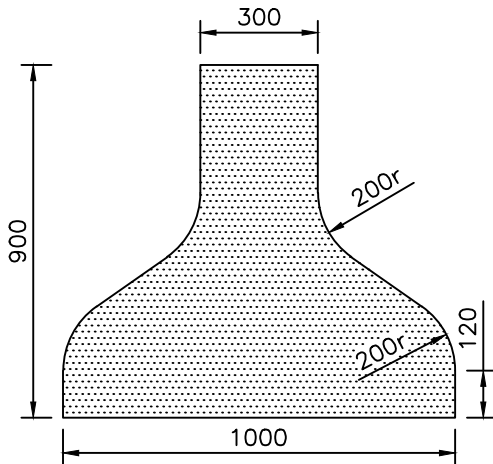
ITEM 25-1



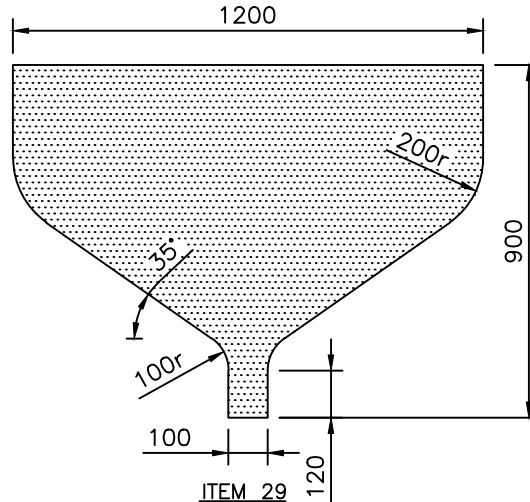
ITEM 26L



ITEM 27L-1



ITEM 28



ITEM 29

- NOTES: 1. COLOURS : Blocks (shown shaded) RED
 2. DIMENSIONS : All dimensions are based on the 300mm arrow and shall be varied proportionally for the other arrow dimensions.

Arrow widths	x-ht
(200)	(100)
(250)	(125)
300	150
(350)	(175)

Mirror image versions of symbols shown left



ITEM 26R

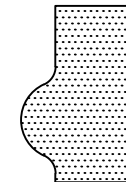


ITEM 27R-1

Example lengthened symbols



ITEM 25-2



ITEM 27L-2



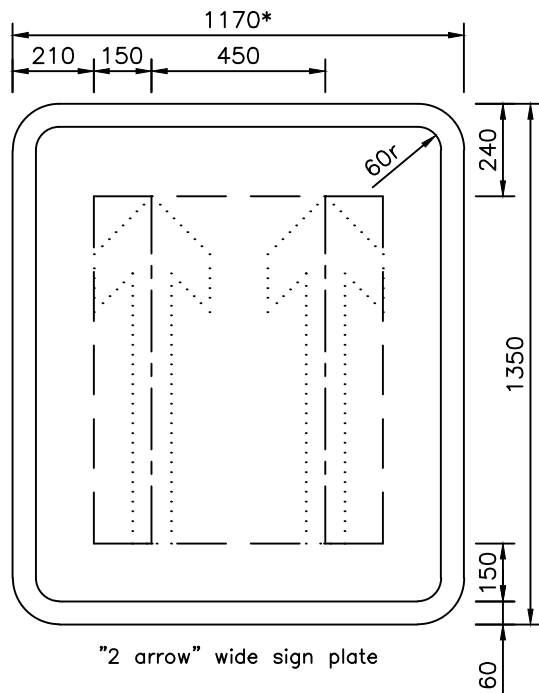
ITEM 27R-2

Before using this drawing, confirm that it has not been superseded.

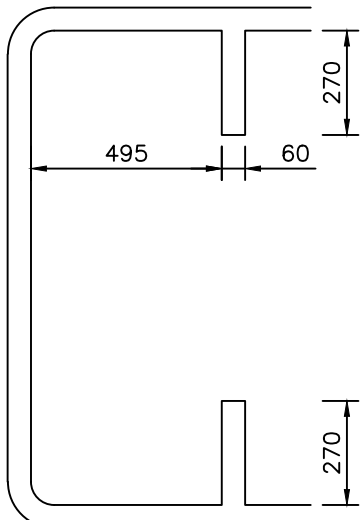
P 7245

* Dimension may be increased in increments of 450mm

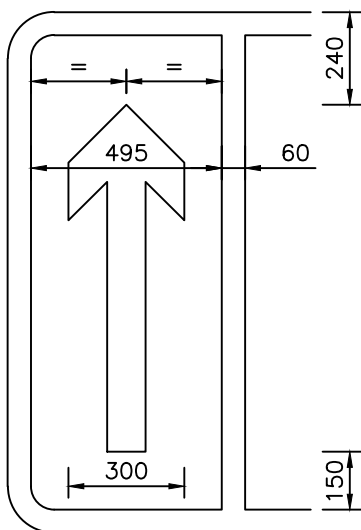
Arrow widths	x-ht
(200)	(100)
(250)	(125)
300	150
(350)	(175)



"2 arrow" wide sign plate



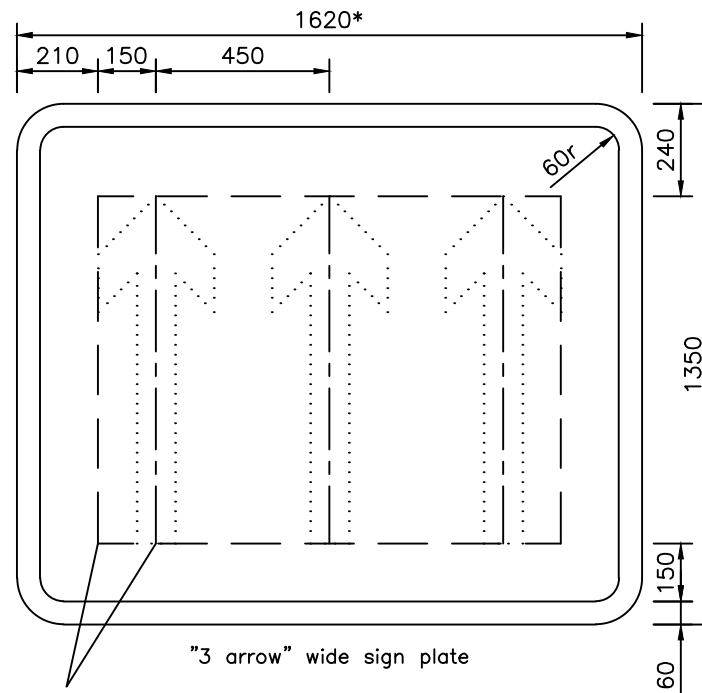
Indication of hard shoulder (a)



Indication of hard shoulder (b)

NOTES: 1. COLOURS : Border BLACK
Background YELLOW

2. DIMENSIONS : All dimensions are based on an x-height of 150mm and shall be varied proportionally for other x-heights.



"3 arrow" wide sign plate

Symbol element envelope
(not part of finished sign)

Before using this drawing, confirm that it has not been superseded.

P 7245



Department for Transport

Title: Temporary Signs
TEMPORARY LANE ALIGNMENT AND DESTINATIONS

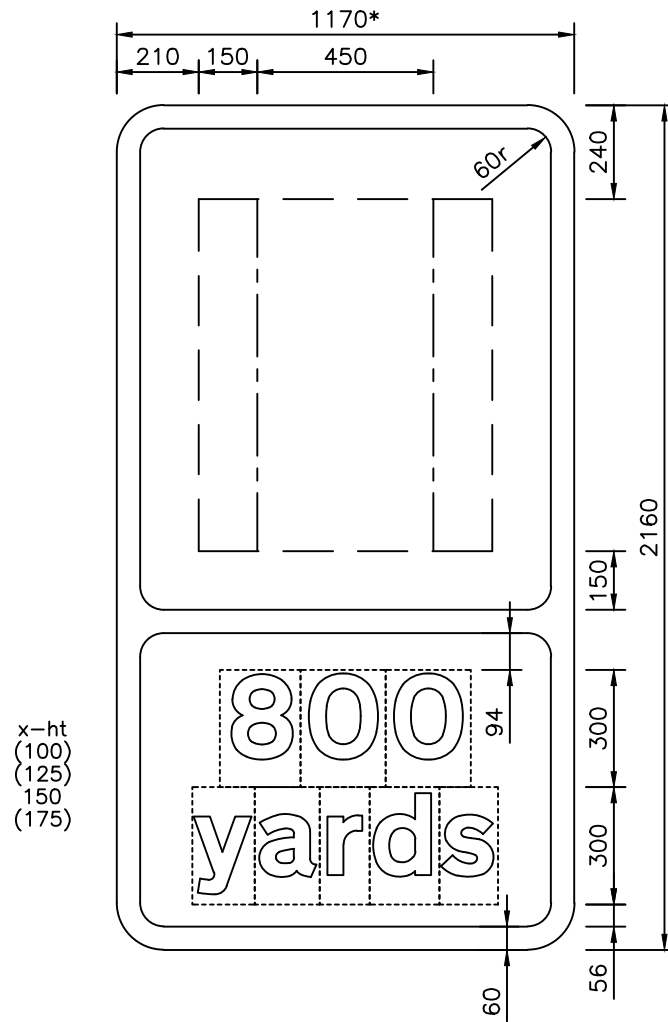
Issue : Date :
A : 22.04.16
B :
C :

Drawn by : A.K.
Approved by : J.B.

Dimensions : MILLIMETRES

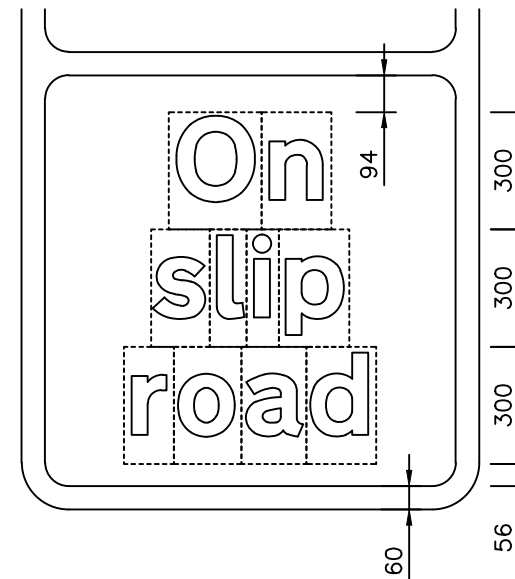
Drawing No. P 7245
Sheet 6 of 44

* Dimension may be increased in increments of 450mm



"2 arrow" wide sign plate
with bottom panel carrying
2 lines of text

- NOTES: 1. The legend is from the Transport Heavy alphabet at the x-heights shown.
2. The tile outlines do not form part of the signs.
3. COLOURS : Border BLACK
Background YELLOW
4. DIMENSIONS : All dimensions are based on an x-height of 150mm and shall be varied proportionally for other x-heights.



"2 arrow" wide sign plate
with bottom panel carrying
3 lines of text

Before using this drawing, confirm that it has not been superseded.

P 7245



Department
for Transport

Title: Temporary Signs
TEMPORARY LANE ALIGNMENT
AND DESTINATIONS

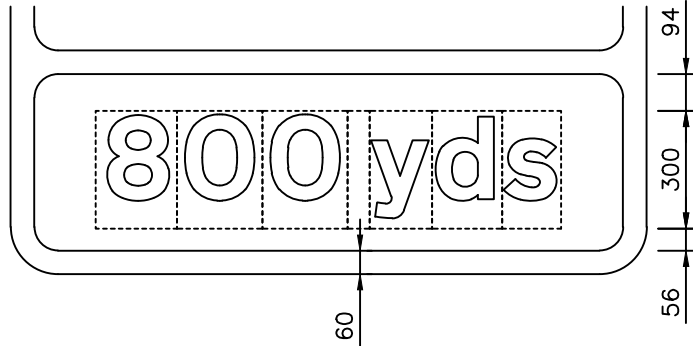
Issue : Date :
A : 22.04.16
B :
C :

Drawn by :
A.K.
Approved by :
J.B.

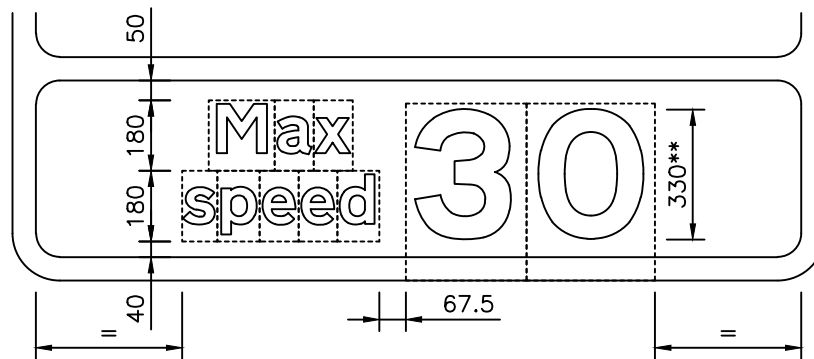
Dimensions :
MILLIMETRES

Drawing No.
P 7245
Sheet 7 of 44

x-ht
(100)
(125)
150
(175)



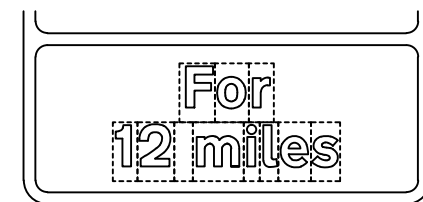


x-ht
(60)
(75)
90
(105)



** 330 numeral height

numeral height	approx x-ht
(220)	(157)
(275)	(196)
330mm	236
(440)	(314)

- NOTES: 1. The legend is from the Transport Heavy alphabet at the x-heights shown.
2. The tile outlines do not form part of the signs.
3. COLOURS : Border BLACK
Background YELLOW
4. DIMENSIONS : All dimensions are based on an x-height of 150mm and shall be varied proportionally for other x-heights.



Typical alternative bottom panel layouts

P 7245

Before using this drawing, confirm that it has not been superseded.



Department for Transport

Title: Temporary Signs
TEMPORARY LANE ALIGNMENT AND DESTINATIONS

Issue : Date :
A : 22.04.16
B :
C :


Drawn by : A.K.
Approved by : J.B.

Dimensions : MILLIMETRES

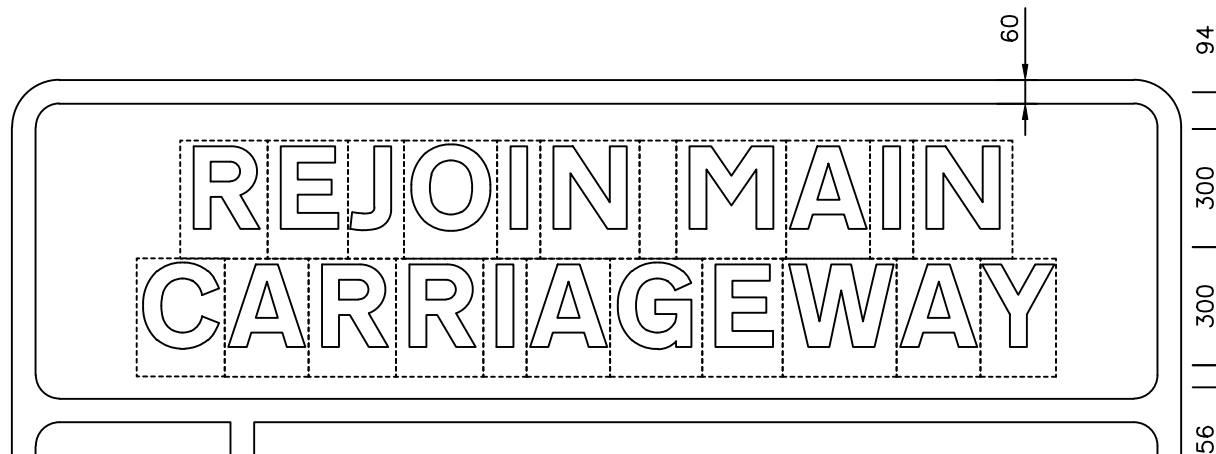
Drawing No. P 7245
Sheet 8 of 44

- NOTES: 1. The legend is from the Transport Heavy alphabet at the x-heights shown.
2. The tile outlines do not form part of the signs.
3. COLOURS : Border BLACK
Background YELLOW
4. DIMENSIONS : All dimensions are based on an x-height of 150mm and shall be varied proportionally for other x-heights.

Typical alternative top panel layouts



x-ht
(100)
(125)
150
(175)










P 7245







Before using this drawing, confirm that it has not been superseded.

 Department for Transport	<p>Title: Temporary Signs</p> <p>TEMPORARY LANE ALIGNMENT AND DESTINATIONS</p>	<p>Issue : Date :</p> <p>A : 22.04.16</p> <p>B :</p> <p>C :</p>	<p>Drawn by : A.K.</p> <p>Approved by : J.B.</p>	<p>Dimensions : MILLIMETRES</p>	<p>Drawing No. P 7245</p> <p>Sheet 9 of 44</p>
----------------------------------------------------------------------------------------------------------------------------	------------------------------------------------------------------------------------	-----------------------------------------------------------------	--------------------------------------------------	---------------------------------	------------------------------------------------

Before using this drawing, confirm that it has not been superseded.

Top and bottom plate legends and minimum plate widths

Text	Minimum plate width (arrow equivalents)	Comments
	4	Impractical to use this legend on a single line
	4	Impractical to use this legend on a single line
	6	Impractical to use this legend on a single line
	2	
	3	
	4	
	3	

Text	Minimum plate width (arrow equivalents)	Comments
	2	
	3	
	4	
	4	Single fraction or whole mile
	2	Single fraction or "1 mile"
	3	Two numerals or one numeral and fraction

P 7245



Department for Transport

Title: Temporary Signs
TEMPORARY LANE ALIGNMENT AND DESTINATIONS

Issue : Date :
 A : 22.04.16
 B :
 C :

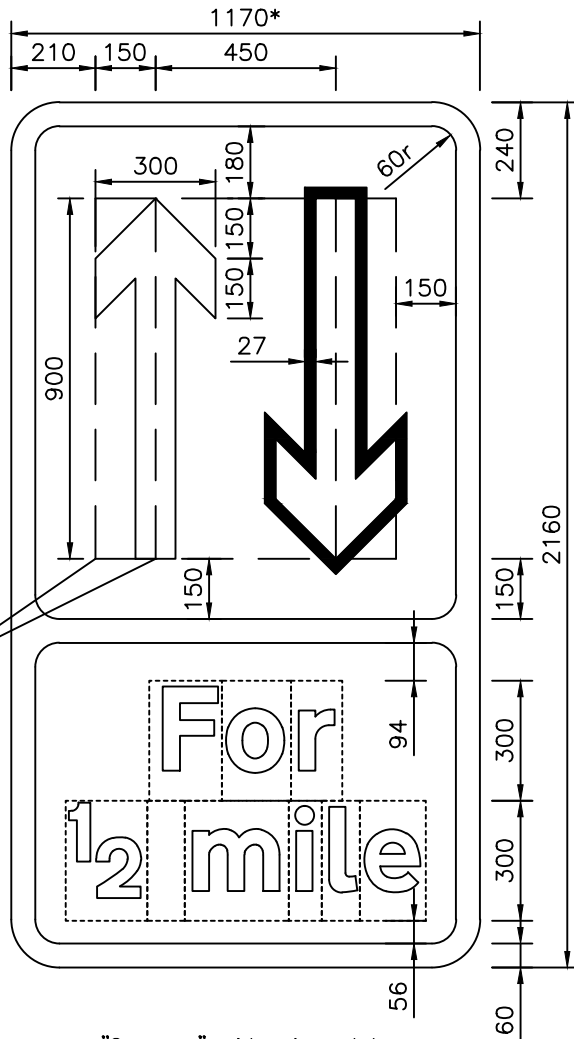
Drawn by :
 A.K.
 Approved by :
 J.B.

Dimensions :
 MILLIMETRES

Drawing No.
P 7245
 Sheet 10 of 44

LENGTH OF ROAD WORKS – SHEET 1

* Dimension may be increased in increments of 450mm



Symbol element envelope lines (not part of finished sign)

Arrow widths	x-ht
(200)	(100)
(250)	(125)
300	150
(350)	(175)




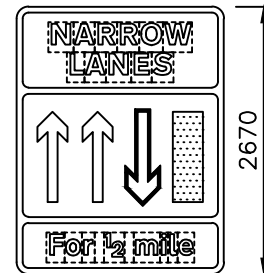
"2 arrow" wide sign plate with bottom panel carrying 2 lines of text

- NOTES:
- The legend is from the Transport Heavy alphabet at the x-heights shown.
 - The tile outlines do not form part of the signs.
 - COLOURS : Upwards Arrows, Text and Border BLACK
Block (shown shaded) RED
Downward Arrow WHITE
Downward Arrow Outline BLACK
Background YELLOW
 - DIMENSIONS : All dimensions are based on an x-ht of 150mm and shall be varied proportionally for other x-hts (shown in brackets).

TOP PLATE



EXAMPLE ALTERNATIVE SIGN FACE LAYOUTS



Example special cases, where the width of the bottom panel exceeds width of arrow panel, add red block to sign face. Red block 300* wide, 900 high.

Before using this drawing, confirm that it has not been superseded.

P 7245



Department for Transport

Title: Temporary Signs
TEMPORARY LANE ALIGNMENT AND DESTINATIONS

Issue : Date :
A : 22.04.16
B :
C :

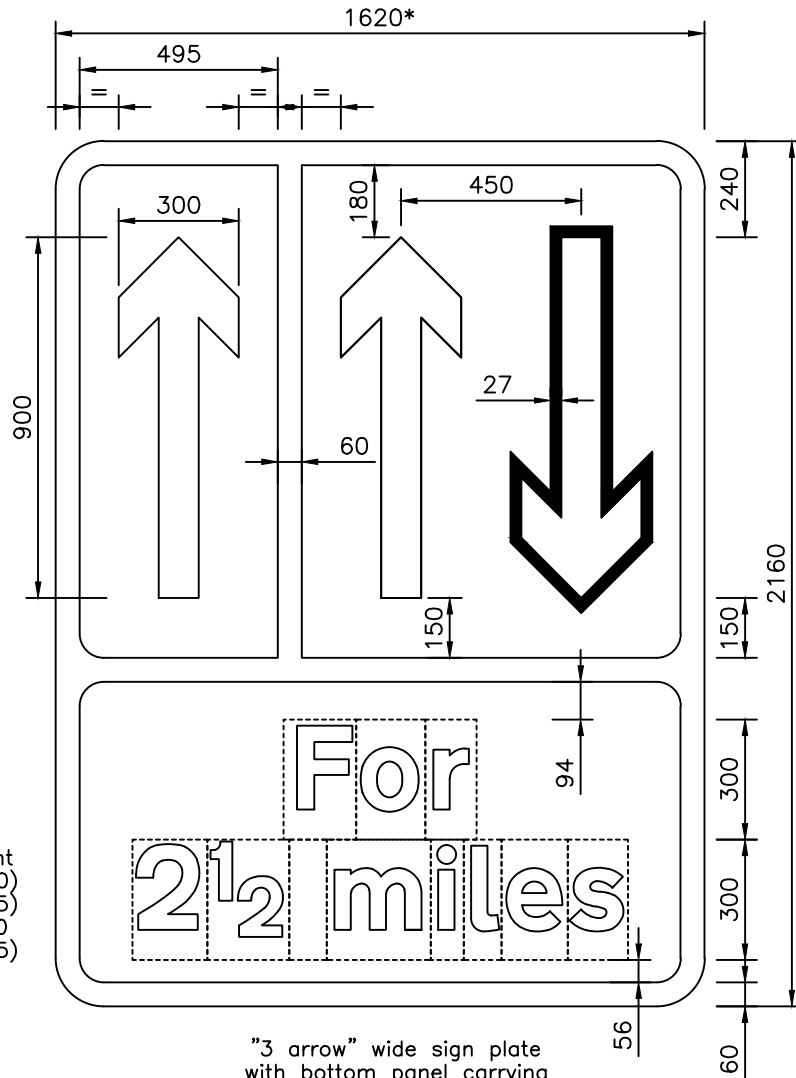
Drawn by : A.K.
Approved by : J.B.

Dimensions :
MILLIMETRES

Drawing No.
P 7245
Sheet 11 of 44

LENGTH OF ROAD WORKS – SHEET 2


* Dimension may be increased or reduced in increments of 450mm



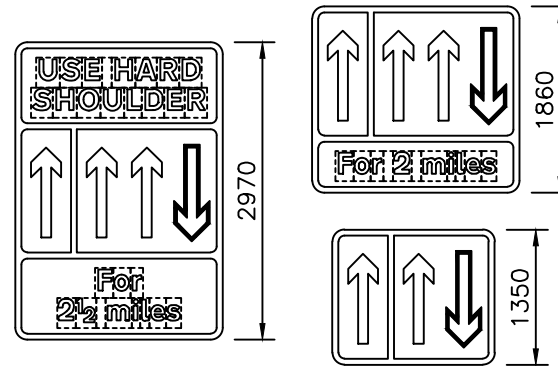
"3 arrow" wide sign plate with bottom panel carrying 2 lines of text

- NOTES:
- The legend is from the Transport Heavy alphabet at the x-heights shown.
 - The tile outlines do not form part of the signs.
 - COLOURS : Upwards Arrows, Text and Border BLACK
Block (shown shaded) RED
Downward Arrow WHITE
Downward Arrow Outline BLACK
Background YELLOW
 - DIMENSIONS : All dimensions are based on an x-ht of 150mm and shall be varied proportionally for other x-hts (shown in brackets).

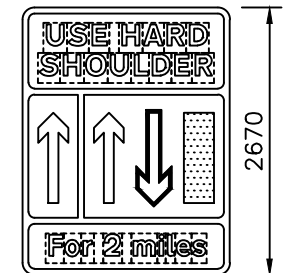
ALTERNATIVE TOP PLATES



EXAMPLE ALTERNATIVE SIGN FACE LAYOUTS



Example special cases, where the width of the top panel exceeds width of arrow panel, add red block to sign face. Red block 300* wide, 900 high.



Before using this drawing, confirm that it has not been superseded.

P 7245



Department
for Transport

Title: Temporary Signs
**TEMPORARY LANE ALIGNMENT
AND DESTINATIONS**

Issue : Date :
A : 22.04.16
B :
C :

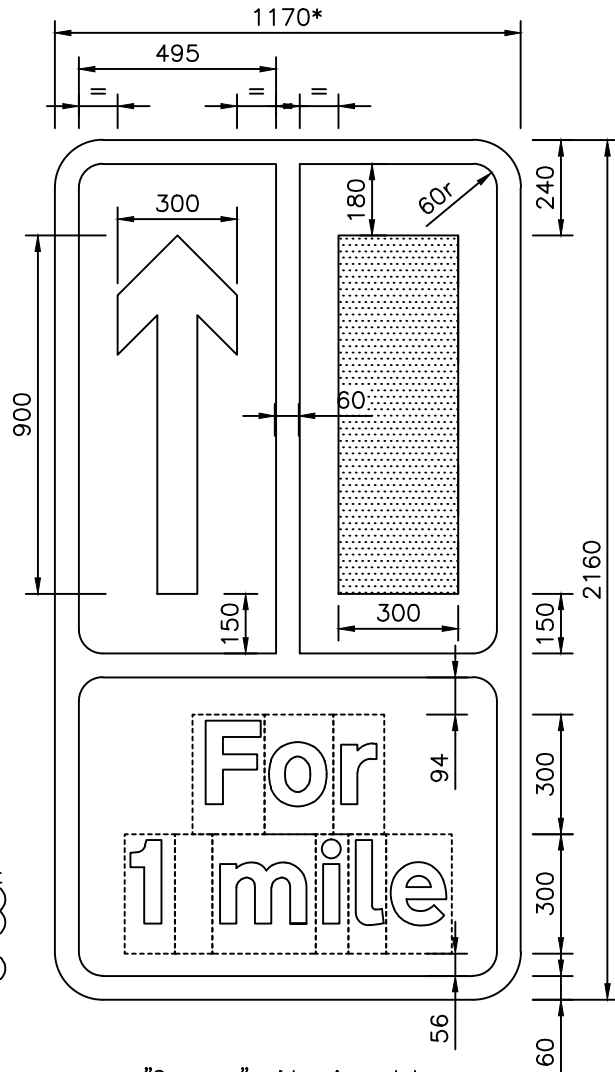
Drawn by :
A.K.
Approved by :
J.B.

Dimensions :
MILLIMETRES

Drawing No.
P 7245
Sheet 12 of 44

LENGTH OF ROAD WORKS – SHEET 3

* Dimension may be increased in increments of 450mm





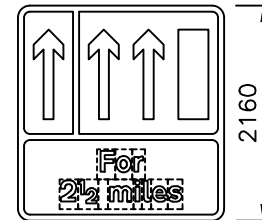
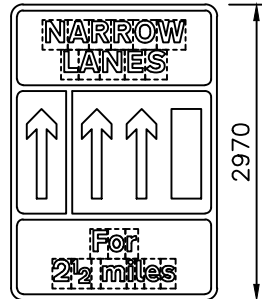
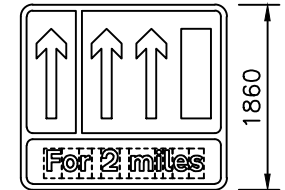

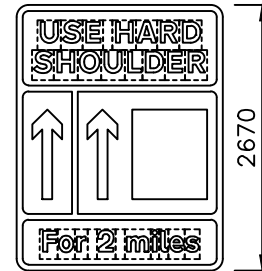
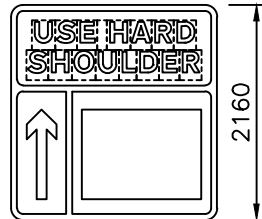
"2 arrow" wide sign plate with bottom panel carrying 2 lines of text

- NOTES:
1. The legend is from the Transport Heavy alphabet at the x-heights shown.
 2. The tile outlines do not form part of the signs.
 3. COLOURS : Arrows, Text and Border BLACK
Block (shown shaded) RED
Background YELLOW
 4. DIMENSIONS : All dimensions are based on an x-ht of 150mm and shall be varied proportionally for other x-hts (shown in brackets).

ALTERNATIVE TOP PLATES



EXAMPLE ALTERNATIVE SIGN FACE LAYOUTS



P 7245

Before using this drawing, confirm that it has not been superseded.



**Department
for Transport**

Title: Temporary Signs
**TEMPORARY LANE ALIGNMENT
AND DESTINATIONS**

Issue : Date :
A : 22.04.16
B :
C :

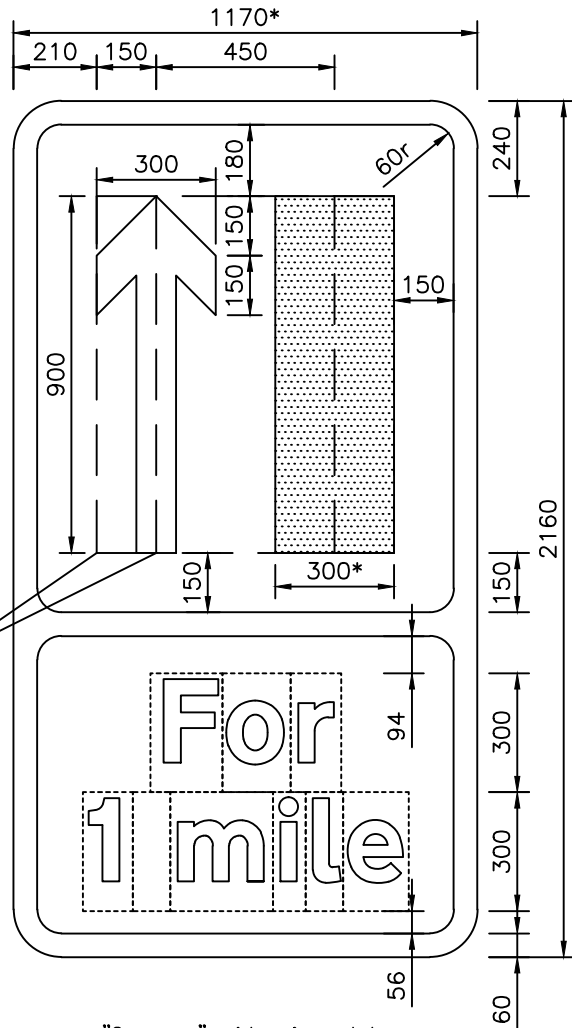
Drawn by :
A.K.
Approved by :
J.B.

Dimensions :
MILLIMETRES

Drawing No.
P 7245
Sheet 13 of 44

LENGTH OF ROAD WORKS – SHEET 4

* Dimension may be increased in increments of 450mm



Symbol element envelope lines (not part of finished sign)

Arrow widths	x-ht
(200)	(100)
(250)	(125)
300	150
(350)	(175)

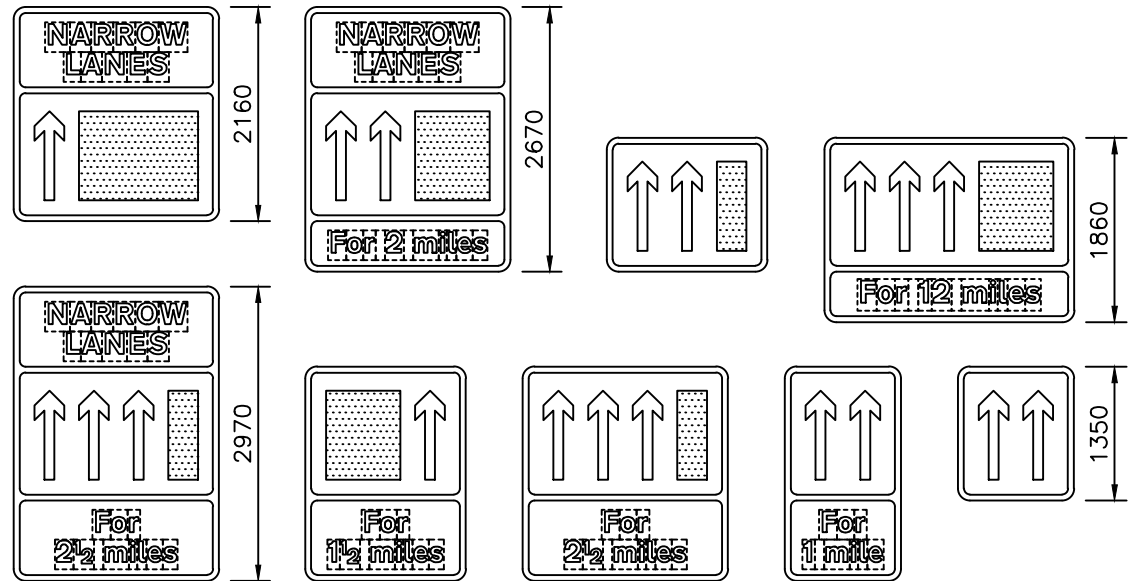
"2 arrow" wide sign plate with bottom panel carrying 2 lines of text

TOP PLATE



- NOTES:
1. The legend is from the Transport Heavy alphabet at the x-heights shown.
 2. The tile outlines do not form part of the signs.
 3. COLOURS : Arrows, Text and Border BLACK
Block (shown shaded) RED
Background YELLOW
 4. DIMENSIONS : All dimensions are based on an x-ht of 150mm and shall be varied proportionally for other x-hts (shown in brackets).

EXAMPLE ALTERNATIVE SIGN FACE LAYOUTS



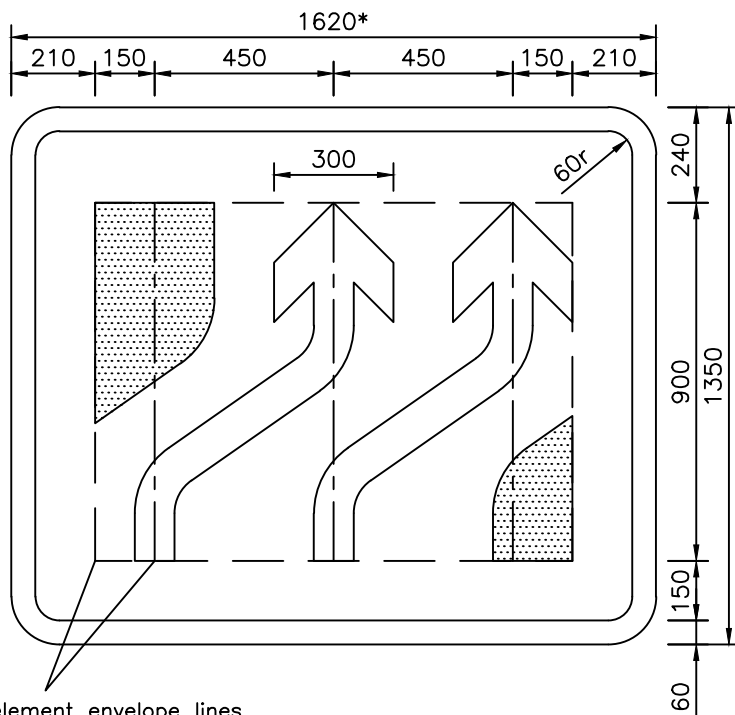
P 7245

Before using this drawing, confirm that it has not been superseded.

<p>Department for Transport</p>	Title: Temporary Signs TEMPORARY LANE ALIGNMENT AND DESTINATIONS	Issue : Date : A : 22.04.16 B : C :	Drawn by : A.K. Approved by : J.B.	Dimensions : MILLIMETRES	Drawing No. P 7245 Sheet 14 of 44
-------------------------------------	--------------------------------------------------------------------------------	----------------------------------------------	---------------------------------------------	-----------------------------	------------------------------------------------

CONTRAFLOW ENTRY CROSSOVERS – SHEET 1

* Dimension may be increased or decreased in increments of 450mm



Symbol element envelope lines
(not part of finished sign)

TOP AND BOTTOM PLATES

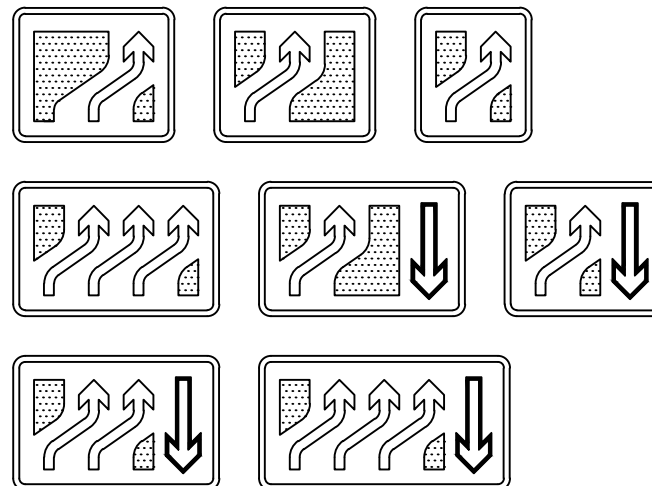


- NOTES: 1. COLOURS :
- | | |
|--------------------------------|--------|
| Background | YELLOW |
| Upward Arrows, border and text | BLACK |
| Blocks (shown shaded) | RED |
| Downward Arrow | WHITE |
| Downward Arrow Outline | BLACK |

Arrow widths	x-ht
(200)	(100)
(250)	(125)
300	150
(350)	(175)

2. DIMENSIONS : All dimensions are based on the 300mm arrow and shall be varied proportionally for the other arrow dimensions (shown in brackets).

EXAMPLE ALTERNATIVE SIGN FACE LAYOUTS



P 7245

Before using this drawing, confirm that it has not been superseded.



Title: Temporary Signs
TEMPORARY LANE ALIGNMENT AND DESTINATIONS

Issue : Date :
A : 22.04.16
B :
C :

Drawn by :
A.K.
Approved by :
J.B.

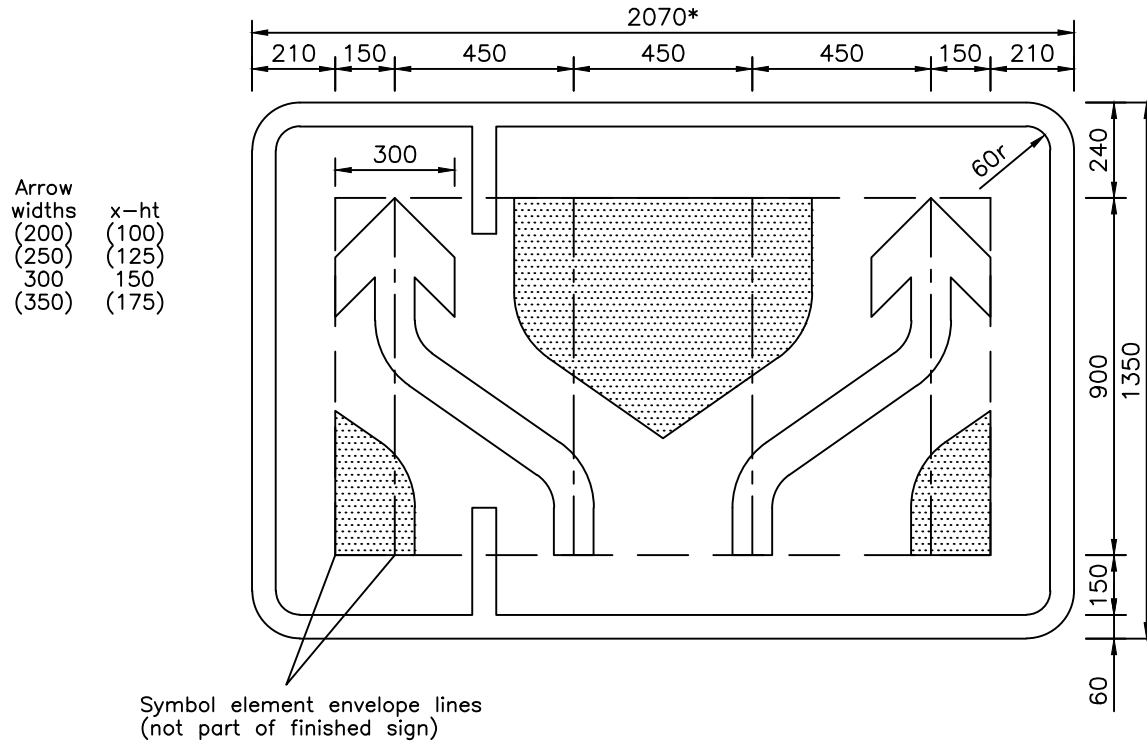
Dimensions :
MILLIMETRES

Drawing No.
P 7245
Sheet 15 of 44

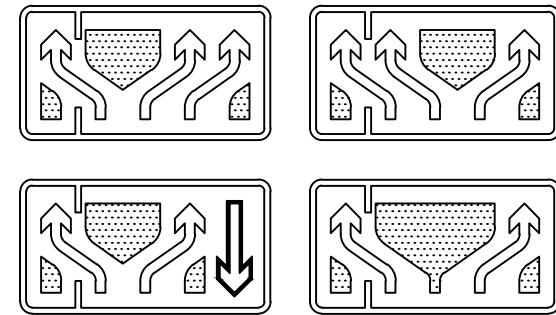
CONTRAFLOW ENTRY CROSSOVERS – SHEET 2

- NOTES: 1. COLOURS : Background YELLOW
 Upward Arrows, border and text BLACK
 Blocks (shown shaded) RED
 Downward Arrow WHITE
 Downward Arrow Outline BLACK

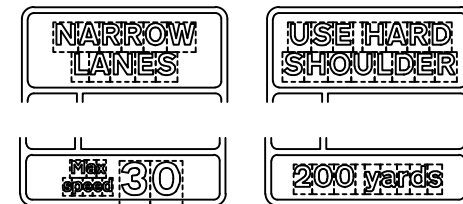
* Dimension may be increased or decreased in increments of 450mm



EXAMPLE ALTERNATIVE SIGN FACE LAYOUTS



TOP AND BOTTOM PLATES



P 7245

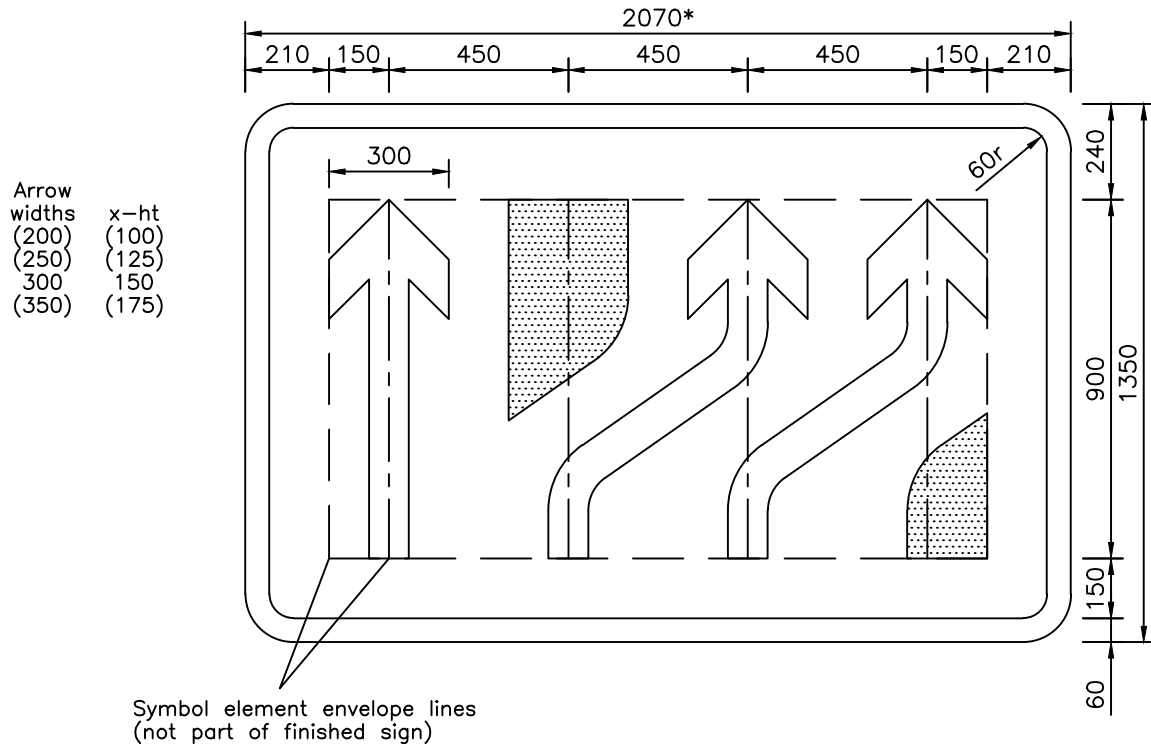
Before using this drawing, confirm that it has not been superseded.

	Title: Temporary Signs	Issue : Date :	Drawn by :	Dimensions :	Drawing No.
	TEMPORARY LANE ALIGNMENT AND DESTINATIONS	A : 22.04.16	A.K.	MILLIMETRES	P 7245
		B :	Approved by :		Sheet 16 of 44
		C :	J.B.		

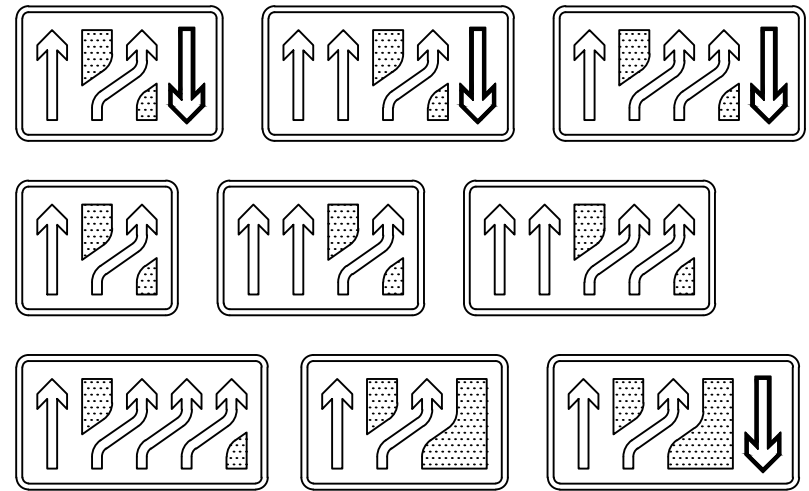
CONTRAFLOW ENTRY CROSSOVERS – SHEET 3

NOTES: 1. COLOURS : Background YELLOW
 Upward Arrows, border and text BLACK
 Blocks (shown shaded) RED
 Downward Arrow WHITE
 Downward Arrow Outline BLACK

* Dimension may be increased or decreased in increments of 450mm



EXAMPLE ALTERNATIVE SIGN FACE LAYOUTS



TOP AND BOTTOM PLATES



Before using this drawing, confirm that it has not been superseded.

P 7245



Title: Temporary Signs
 TEMPORARY LANE ALIGNMENT
 AND DESTINATIONS

Issue : Date :
 A : 22.04.16
 B :
 C :

Drawn by :
 A.K.
 Approved by :
 J.B.

Dimensions :
 MILLIMETRES

Drawing No.
 P 7245
 Sheet 17 of 44

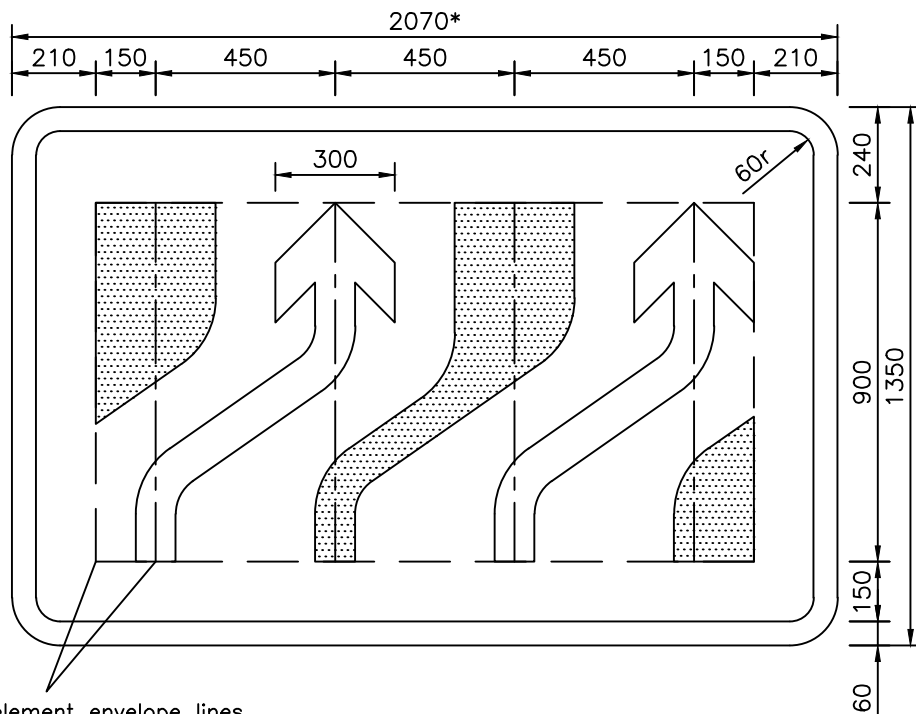
CONTRAFLOW ENTRY CROSSOVERS – SHEET 4

- NOTES: 1. COLOURS : Background YELLOW
 Upward Arrows, border and text BLACK
 Blocks (shown shaded) RED
 Downward Arrow WHITE
 Downward Arrow Outline BLACK

2. DIMENSIONS : All dimensions are based on the 300mm arrow and shall be varied proportionally for the other arrow dimensions (shown in brackets).

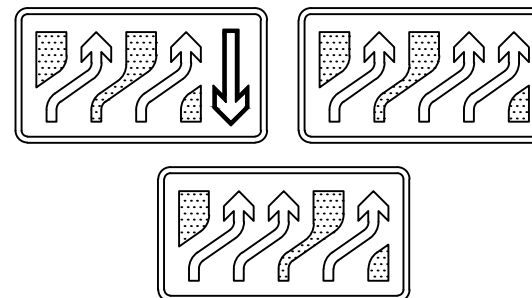
* Dimension may be increased in increments of 450mm

Arrow widths	x-ht
(200)	(100)
(250)	(125)
300	150
(350)	(175)

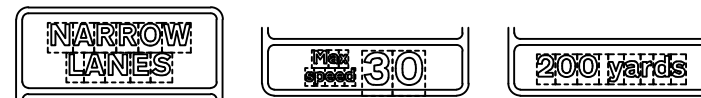


Symbol element envelope lines
(not part of finished sign)

EXAMPLE ALTERNATIVE SIGN FACE LAYOUTS



TOP AND BOTTOM PLATES



P 7245

Before using this drawing, confirm that it has not been superseded.



Department
for Transport

Title: Temporary Signs
 TEMPORARY LANE ALIGNMENT
 AND DESTINATIONS

Issue : Date :
 A : 22.04.16
 B :
 C :

Drawn by :
 A.K.
 Approved by :
 J.B.

Dimensions :
 MILLIMETRES

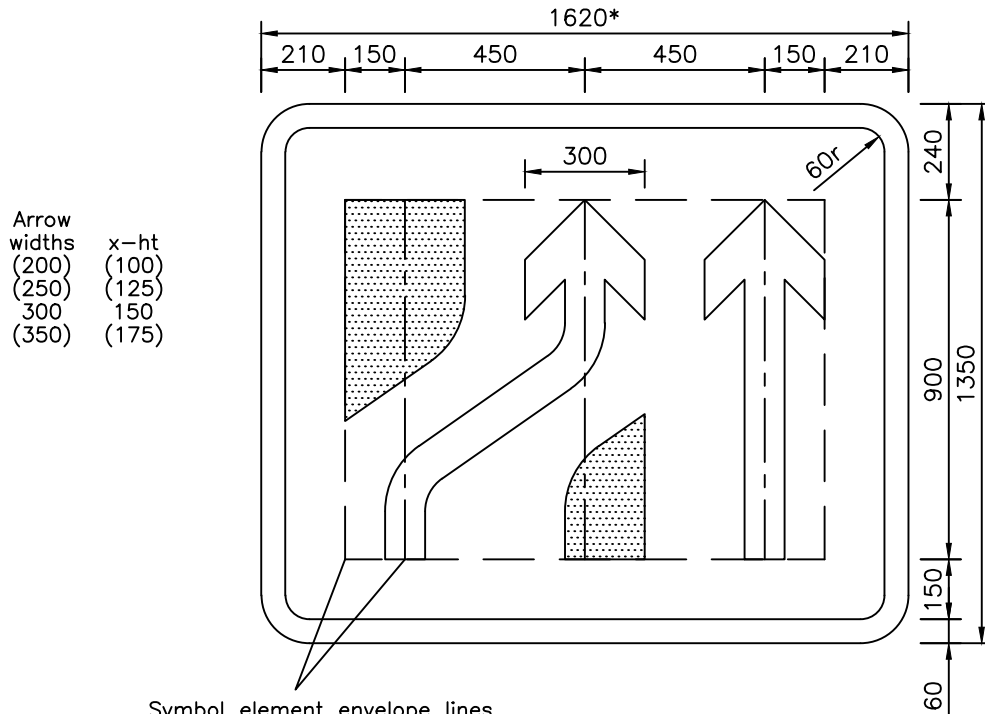
Drawing No.
 P 7245
 Sheet 18 of 44

CONTRAFLOW ENTRY CROSSOVERS – SHEET 5

NOTES: 1. COLOURS : Background YELLOW
 Upward Arrows, border and text BLACK
 Blocks (shown shaded) RED
 Downward Arrow WHITE
 Downward Arrow Outline BLACK

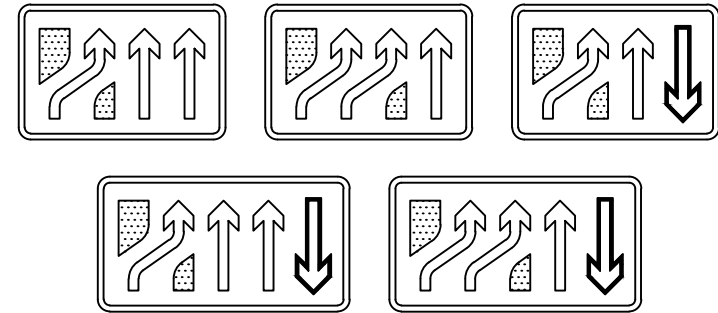
2. DIMENSIONS : All dimensions are based on the 300mm arrow and shall be varied proportionally for the other arrow dimensions (shown in brackets).

* Dimension may be increased in increments of 450mm

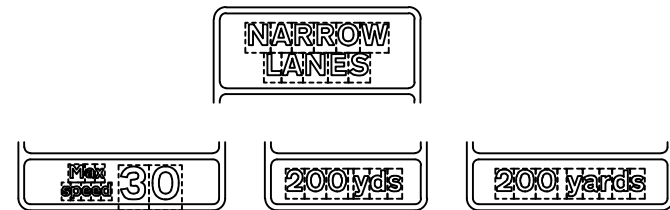


Symbol element envelope lines
(not part of finished sign)

EXAMPLE ALTERNATIVE SIGN FACE LAYOUTS



TOP AND BOTTOM PLATES



P 7245

Before using this drawing, confirm that it has not been superseded.



Department for Transport

Title: Temporary Signs
 TEMPORARY LANE ALIGNMENT AND DESTINATIONS

Issue : Date :
 A : 22.04.16
 B :
 C :

Drawn by :
 A.K.
 Approved by :
 J.B.

Dimensions :
 MILLIMETRES

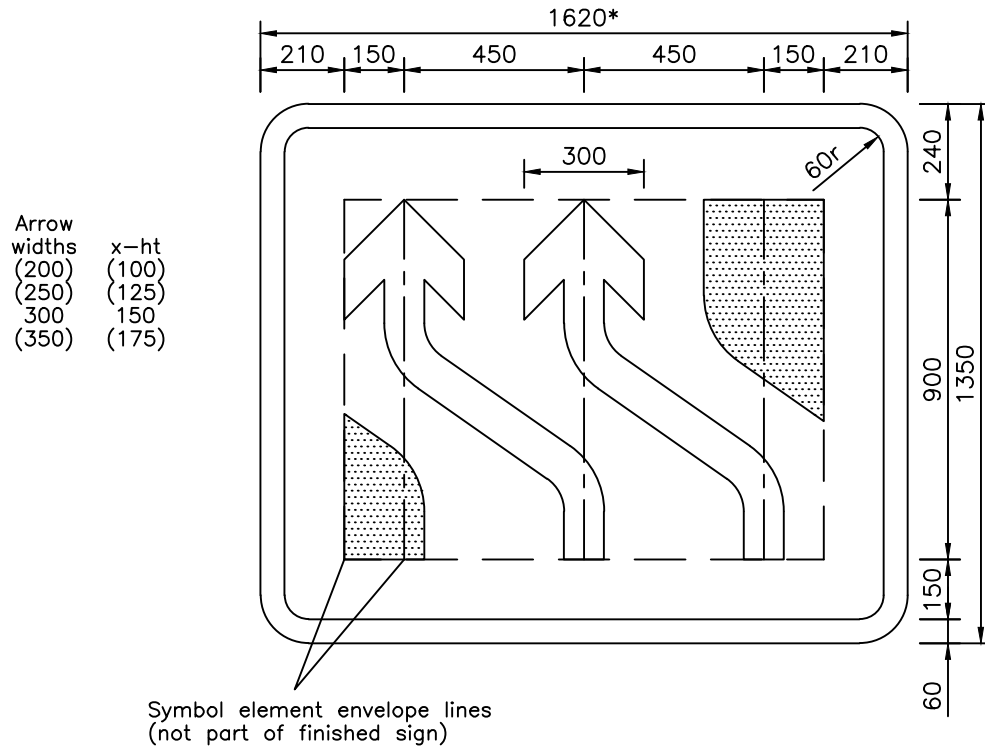
Drawing No.
 P 7245
 Sheet 19 of 44

CONTRAFLOW EXIT CROSSOVERS – SHEET 1

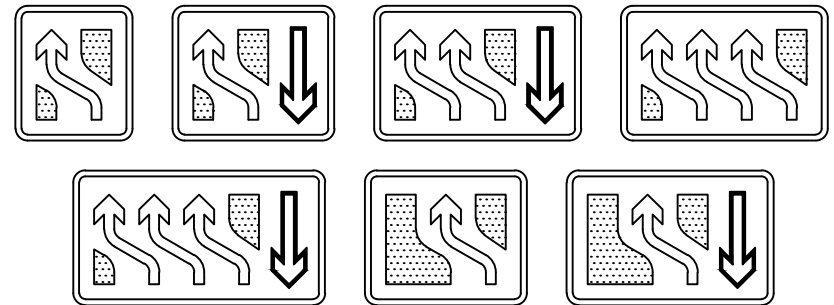
- NOTES: 1. COLOURS : Background YELLOW
 Upward Arrows, border and text BLACK
 Blocks (shown shaded) RED
 Downward Arrow WHITE
 Downward Arrow Outline BLACK

* Dimension may be increased or decreased in increments of 450mm

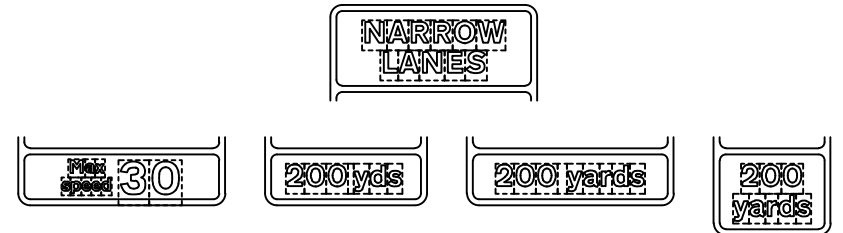
2. DIMENSIONS : All dimensions are based on the 300mm arrow and shall be varied proportionally for the other arrow dimensions (shown in brackets).



EXAMPLE ALTERNATIVE SIGN FACE LAYOUTS



TOP AND BOTTOM PLATES



P 7245

Before using this drawing, confirm that it has not been superseded.



Department for Transport

Title: Temporary Signs
 TEMPORARY LANE ALIGNMENT AND DESTINATIONS

Issue : Date :
 A : 22.04.16
 B :
 C :

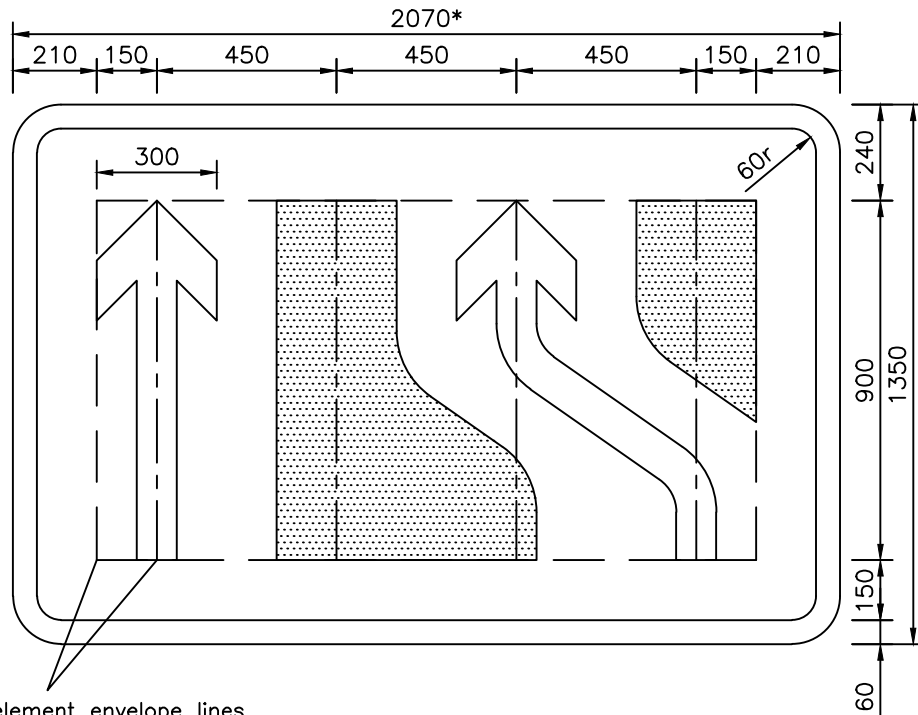
Drawn by : A.K.
 Approved by : J.B.

Dimensions :
 MILLIMETRES

Drawing No.
 P 7245
 Sheet 20 of 44

CONTRAFLOW EXIT CROSSOVERS – SHEET 2

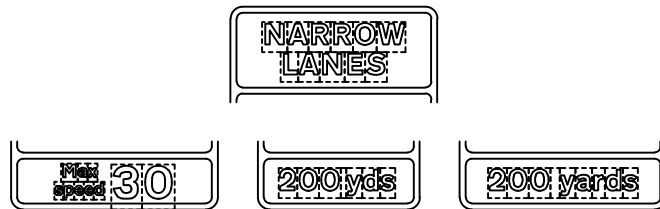
* Dimension may be increased or decreased in increments of 450mm



Arrow widths	x-ht
(200)	(100)
(250)	(125)
300	150
(350)	(175)

Symbol element envelope lines
(not part of finished sign)


TOP AND BOTTOM PLATES



- NOTES: 1. COLOURS :
- | | |
|--------------------------------|--------|
| Background | YELLOW |
| Upward Arrows, border and text | BLACK |
| Blocks (shown shaded) | RED |
| Downward Arrow | WHITE |
| Downward Arrow Outline | BLACK |

2. DIMENSIONS : All dimensions are based on the 300mm arrow and shall be varied proportionally for the other arrow dimensions (shown in brackets).

EXAMPLE ALTERNATIVE SIGN FACE LAYOUTS



Before using this drawing, confirm that it has not been superseded.

P 7245



Title: Temporary Signs
TEMPORARY LANE ALIGNMENT AND DESTINATIONS

Issue : A : 22.04.16
B :
C :

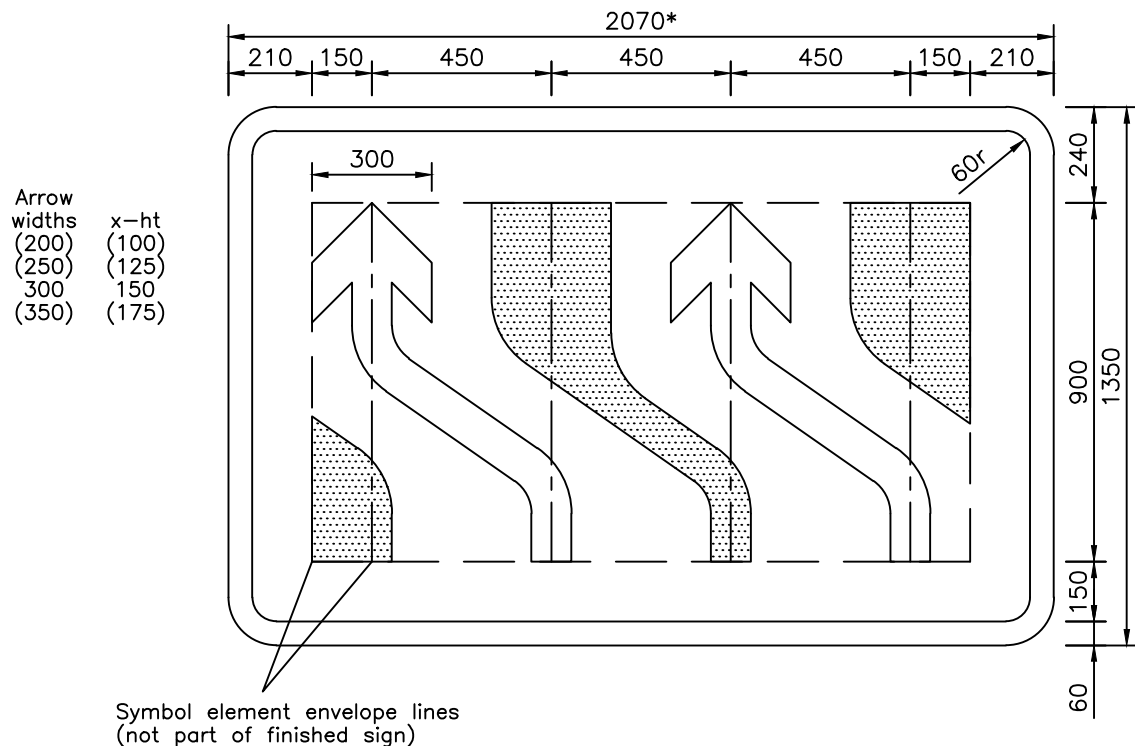
Drawn by : A.K.
Approved by : J.B.

Dimensions : MILLIMETRES

Drawing No. **P 7245**
Sheet 21 of 44

CONTRAFLOW EXIT CROSSOVERS – SHEET 3

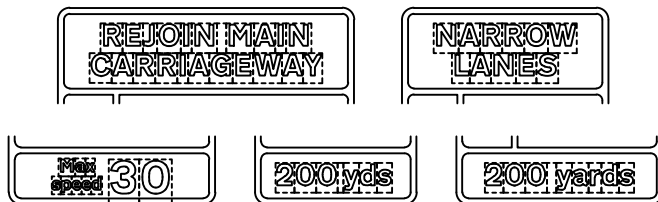
* Dimension may be increased in increments of 450mm



Arrow widths	x-ht
(200)	(100)
(250)	(125)
300	150
(350)	(175)

Symbol element envelope lines
(not part of finished sign)

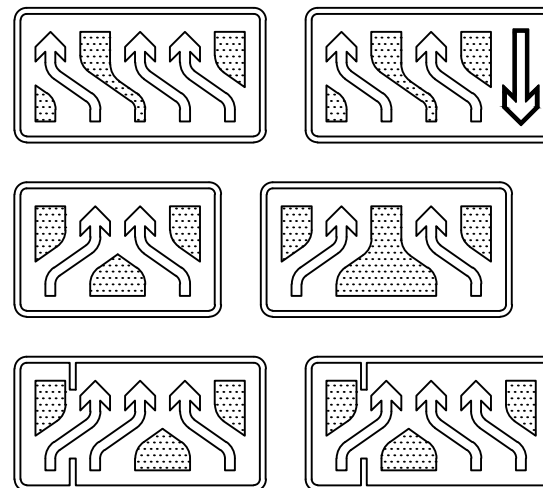
TOP AND BOTTOM PLATES



- NOTES: 1. COLOURS :
- | | |
|--------------------------------|--------|
| Background | YELLOW |
| Upward Arrows, border and text | BLACK |
| Blocks (shown shaded) | RED |
| Downward Arrow | WHITE |
| Downward Arrow Outline | BLACK |

2. DIMENSIONS : All dimensions are based on the 300mm arrow and shall be varied proportionally for the other arrow dimensions (shown in brackets).

EXAMPLE ALTERNATIVE SIGN FACE LAYOUTS



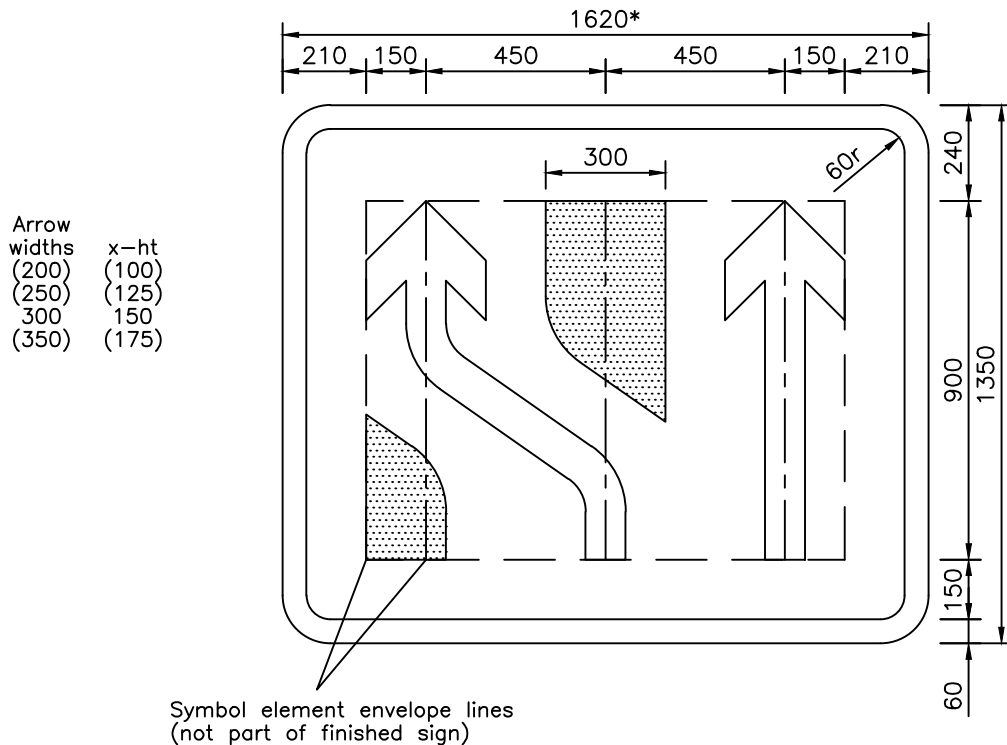
P 7245

Before using this drawing, confirm that it has not been superseded.

 Department for Transport	Title: Temporary Signs <h2 style="text-align: center;">TEMPORARY LANE ALIGNMENT AND DESTINATIONS</h2>	Issue : A : 22.04.16 B : C :	Date : A.K. Approved by : J.B.	Dimensions : MILLIMETRES	Drawing No. <h1 style="font-size: 2em;">P 7245</h1> Sheet 22 of 44

CONTRAFLOW EXIT CROSSOVERS – SHEET 4

* Dimension may be increased in increments of 450mm

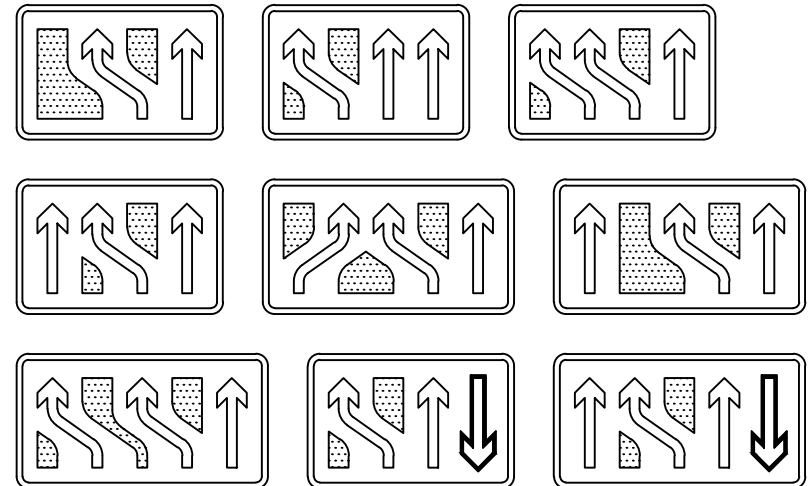


Arrow widths	x-ht
(200)	(100)
(250)	(125)
300	150
(350)	(175)

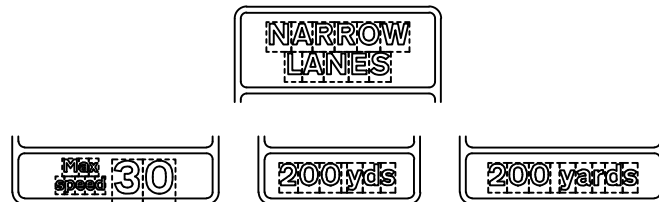
- NOTES: 1. COLOURS :
- | | |
|--------------------------------|--------|
| Background | YELLOW |
| Upward Arrows, border and text | BLACK |
| Blocks (shown shaded) | RED |
| Downward Arrow | WHITE |
| Downward Arrow Outline | BLACK |

2. DIMENSIONS : All dimensions are based on the 300mm arrow and shall be varied proportionally for the other arrow dimensions (shown in brackets).

EXAMPLE ALTERNATIVE SIGN FACE LAYOUTS



TOP AND BOTTOM PLATES



P 7245

Before using this drawing, confirm that it has not been superseded.



Department for Transport

Title: Temporary Signs
TEMPORARY LANE ALIGNMENT AND DESTINATIONS

Issue : A :
Date : 22.04.16
B :
C :

Drawn by : A.K.
Approved by : J.B.

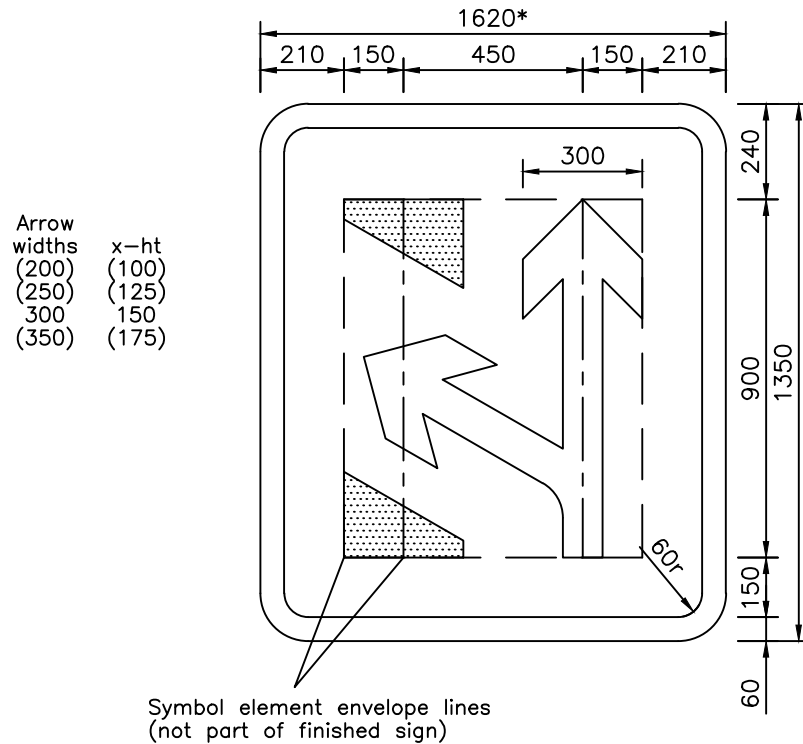
Dimensions : MILLIMETRES

Drawing No. P 7245
Sheet 23 of 44


JUNCTION SIGNS – SHEET 1

- NOTES: 1. COLOURS : Background YELLOW
 Arrows, border and text BLACK
 Blocks (shown shaded) RED
2. DIMENSIONS : All dimensions are based on the 300mm arrow and shall be varied proportionally for the other arrow dimensions (shown in brackets).

* Dimension may be increased in increments of 450mm



EXAMPLE ALTERNATIVE SIGN FACE LAYOUTS



BOTTOM PLATES



P 7245

Before using this drawing, confirm that it has not been superseded.

	Title:	Temporary Signs	Issue :	Date :	Drawn by :	Dimensions :	Drawing No.
	TEMPORARY LANE ALIGNMENT AND DESTINATIONS		A :	22.04.16	A.K.	MILLIMETRES	P 7245
			B :		Approved by :		Sheet 24 of 44
			C :		J.B.		

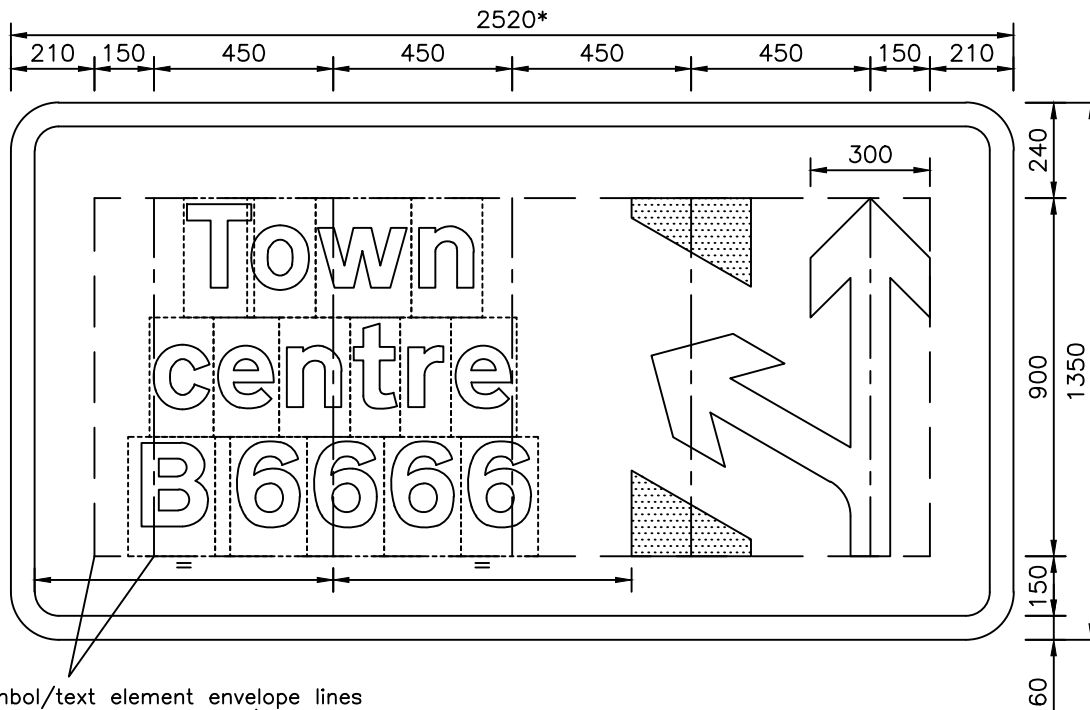
JUNCTION SIGNS – SHEET 2

Arrow widths x-ht
 (200) (100)
 (250) (125)
 300 150
 (350) (175)

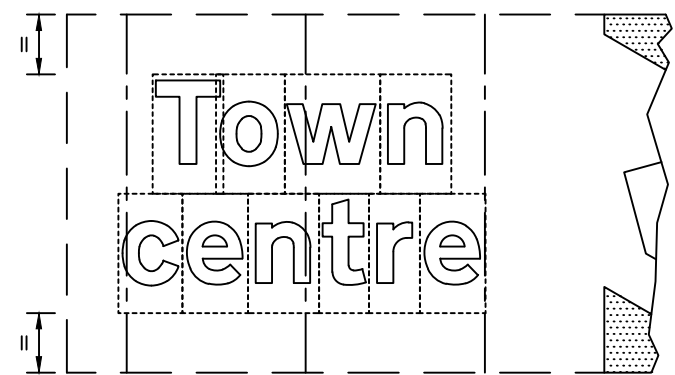
NOTES: 1. COLOURS : Background YELLOW
 Arrow, Border & Text BLACK
 Blocks (shown shaded) RED

2. DIMENSIONS : All dimensions are based on the 300mm arrow and shall be varied proportionally for the other arrow dimensions (shown in brackets).

* Dimension may be increased or decreased in increments of 450mm

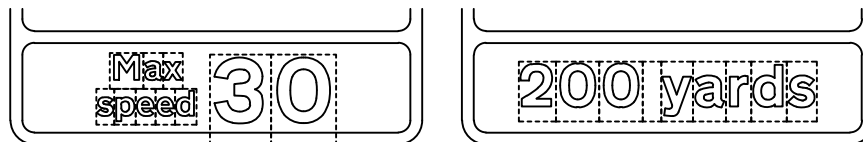


VERTICAL LOCATION OF 2 LINES OF TEXT

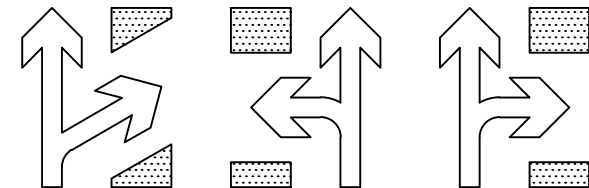


Symbol/text element envelope lines (not part of finished sign)

BOTTOM PLATES



ALTERNATIVE SYMBOLS



Before using this drawing, confirm that it has not been superseded.

P 7245



Title: Temporary Signs
 TEMPORARY LANE ALIGNMENT
 AND DESTINATIONS

Issue : Date :
 A : 22.04.16
 B :
 C :

Drawn by :
 A.K.
 Approved by :
 J.B.

Dimensions :
 MILLIMETRES

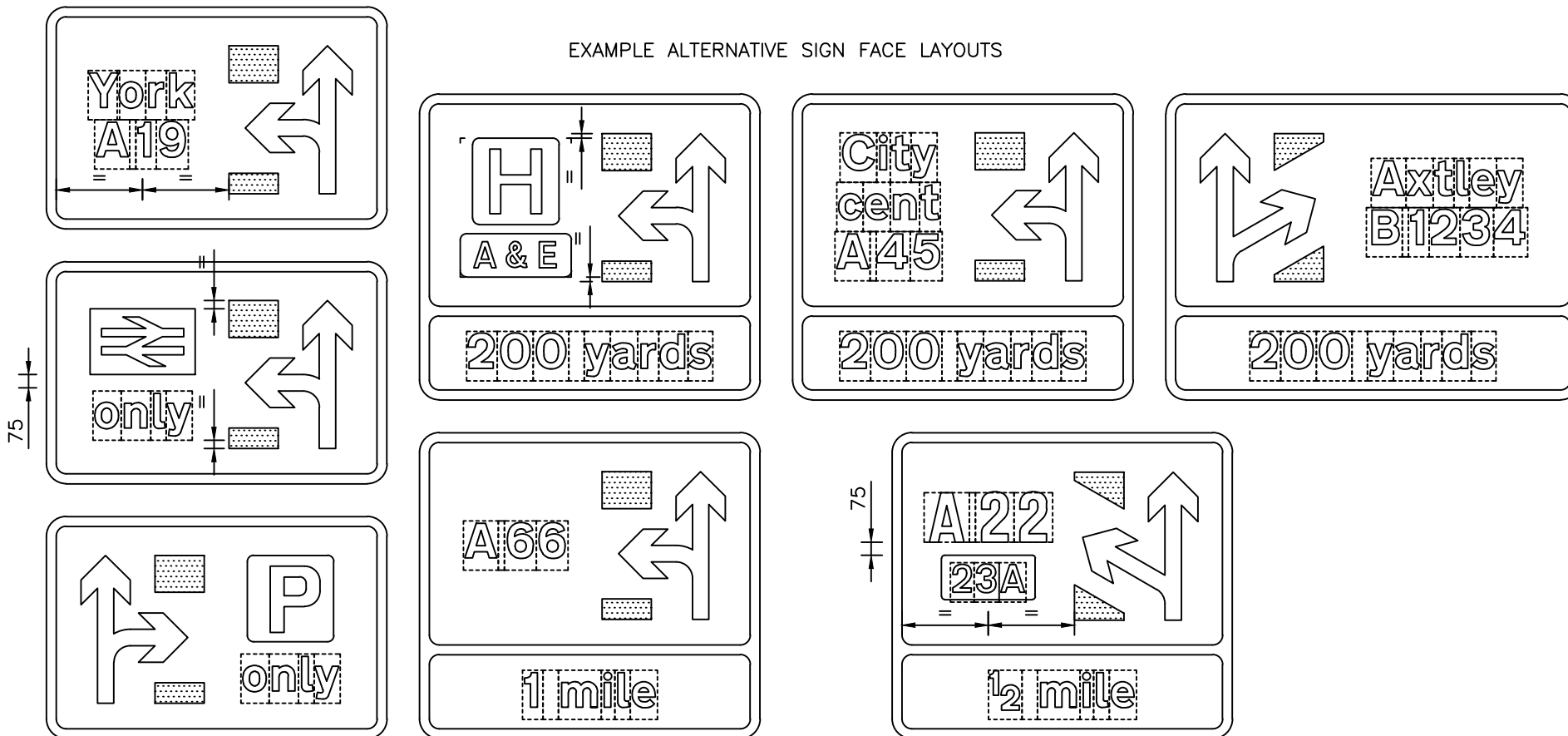
Drawing No.
 P 7245
 Sheet 25 of 44

JUNCTION SIGNS – SHEET 3

Arrow widths	x-ht
(200)	(100)
(250)	(125)
300	150
(350)	(175)

- NOTES: 1. COLOURS : Background YELLOW
 Arrow, Border & Text BLACK
 Blocks (shown shaded) RED
2. DIMENSIONS : All dimensions are based on the 300mm arrow and shall be varied proportionally for the other arrow dimensions (shown in brackets).

EXAMPLE ALTERNATIVE SIGN FACE LAYOUTS



P 7245

Before using this drawing, confirm that it has not been superseded.

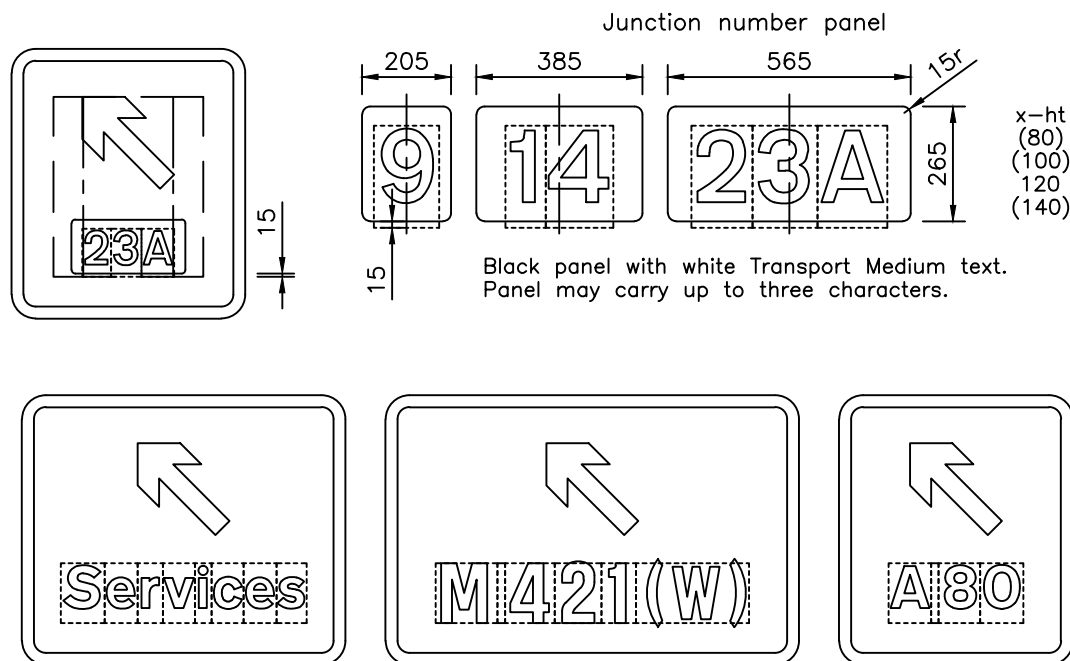
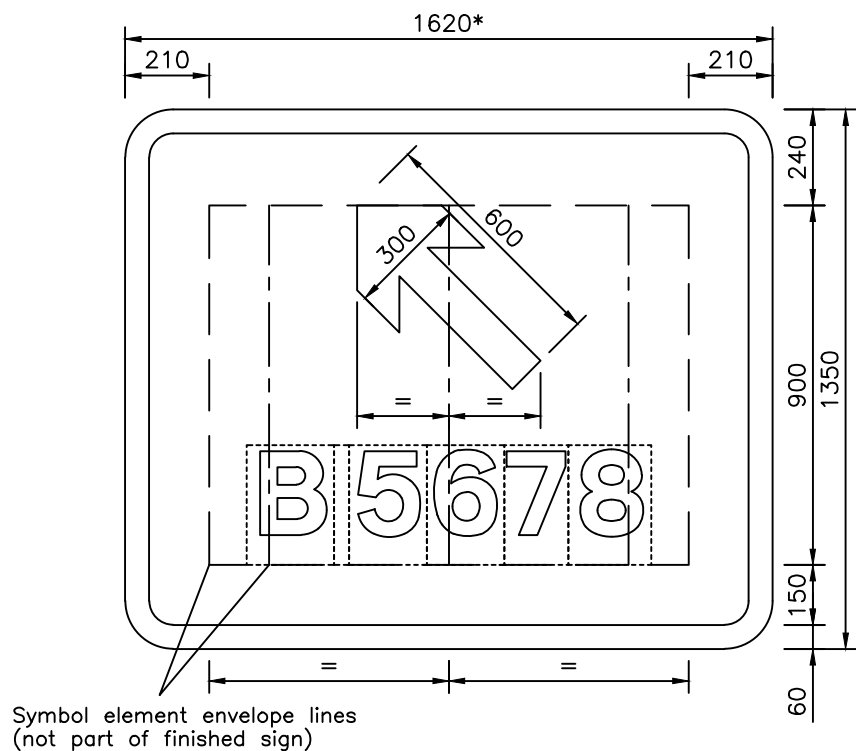
 Department for Transport	Title: Temporary Signs TEMPORARY LANE ALIGNMENT AND DESTINATIONS	Issue :	Date :	Drawn by :	Dimensions :	Drawing No.
		A :	22.04.16	A.K.	MILLIMETRES	P 7245
		B :		Approved by :		Sheet 26 of 44
		C :		J.B.		

JUNCTION SIGNS – SHEET 4

Arrow widths	x-ht
(200)	(100)
(250)	(125)
300	150
(350)	(175)

- NOTES:
1. The legend is from the Transport Heavy alphabet or Motorway Black alphabet at the x-heights shown.
 2. The tile outlines do not form part of the signs.
 3. COLOURS : Background YELLOW
Arrow, border and text BLACK
 4. DIMENSIONS : All dimensions are based on an x-height of 150mm and shall be varied proportionally for other x-heights (shown in brackets).

* Dimension may be increased or decreased in increments of 450mm



P 7245

Before using this drawing, confirm that it has not been superseded.



Department
for Transport

Title: Temporary Signs
**TEMPORARY LANE ALIGNMENT
AND DESTINATIONS**

Issue : Date :
A : 22.04.16
B :
C :

Drawn by :
A.K.
Approved by :
J.B.

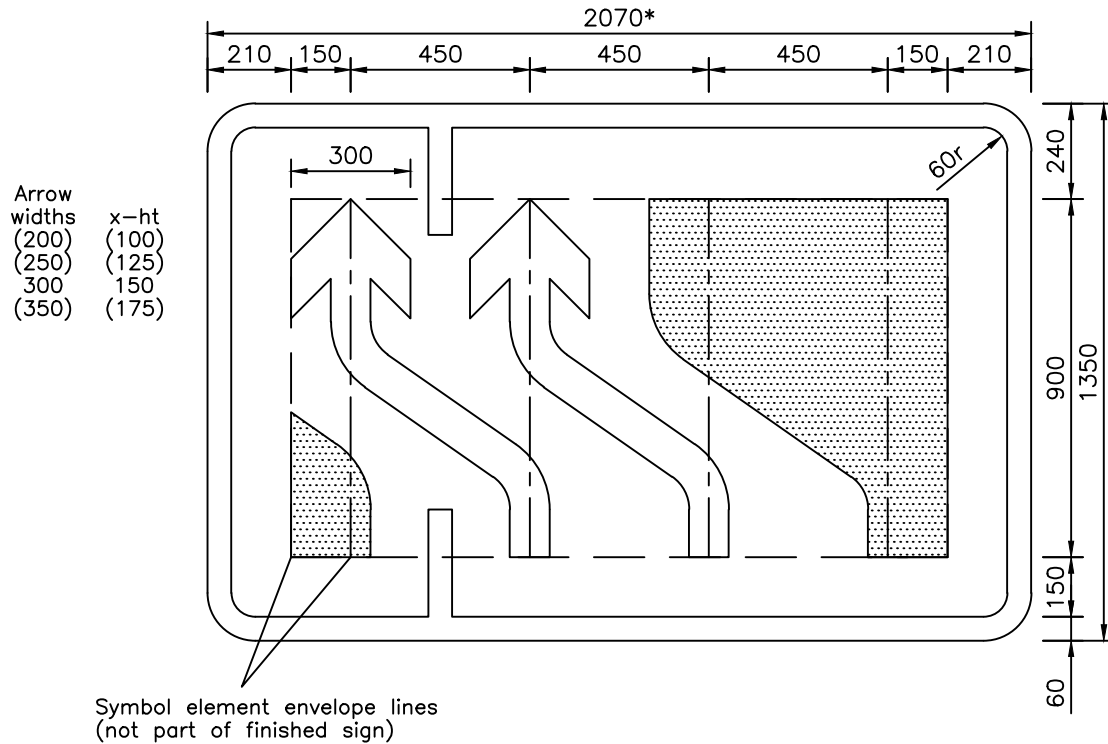
Dimensions :
MILLIMETRES

Drawing No.
P 7245
Sheet 27 of 44

HARD SHOULDER USAGE – SHEET 1

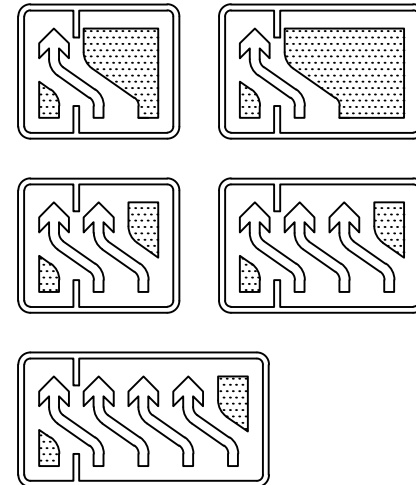
* Dimension may be increased or decreased in increments of 450mm

- NOTES: 1. COLOURS : Background YELLOW
 Arrows, border and text BLACK
 Blocks (shown shaded) RED
2. DIMENSIONS : All dimensions are based on the 300mm arrow and shall be varied proportionally for the other arrow dimensions (shown in brackets).

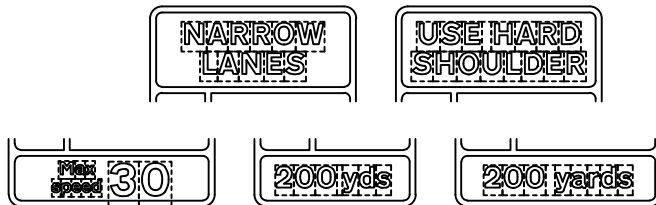


Symbol element envelope lines
(not part of finished sign)

EXAMPLE ALTERNATIVE SIGN FACE LAYOUTS



TOP AND BOTTOM PLATES



Before using this drawing, confirm that it has not been superseded.

P 7245



Department
for Transport

Title: Temporary Signs
**TEMPORARY LANE ALIGNMENT
 AND DESTINATIONS**

Issue : Date :
 A : 22.04.16
 B :
 C :

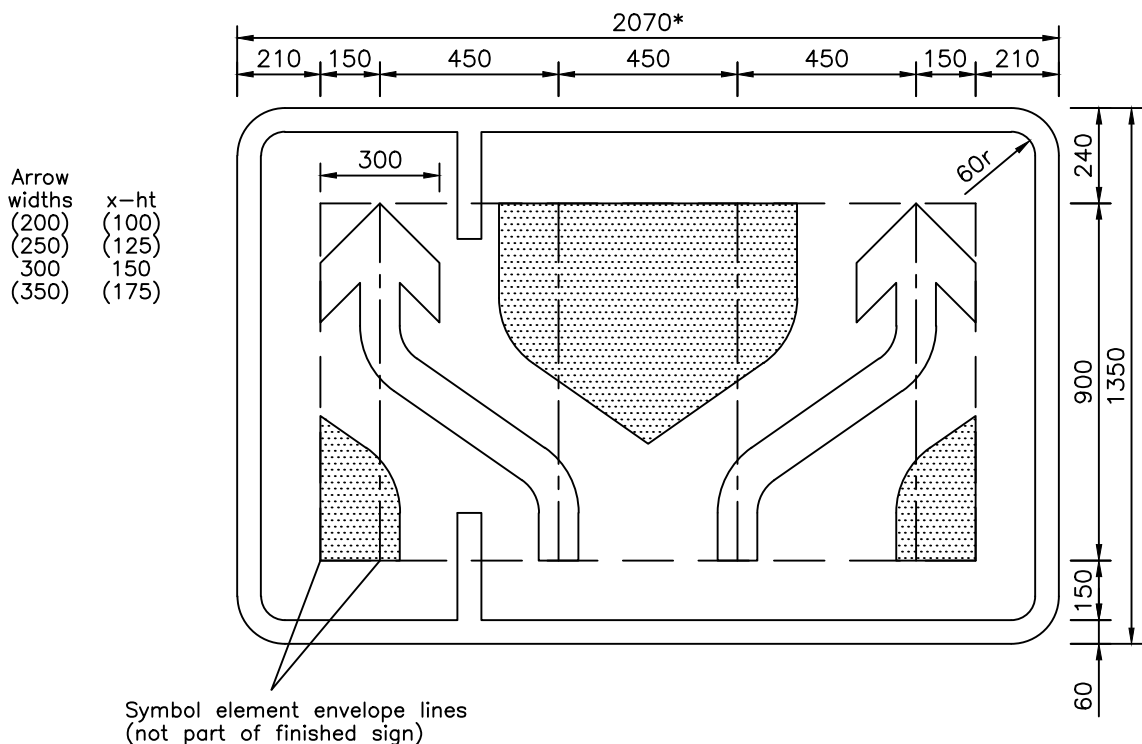
Drawn by :
 A.K.
 Approved by :
 J.B.

Dimensions :
 MILLIMETRES

Drawing No.
P 7245
 Sheet 28 of 44

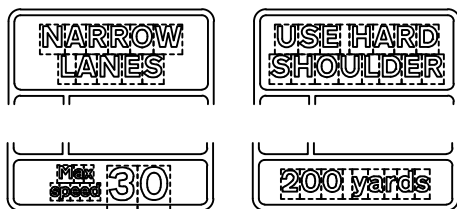
HARD SHOULDER USAGE – SHEET 2

* Dimension may be increased in increments of 450mm




Symbol element envelope lines
(not part of finished sign)

TOP AND BOTTOM PLATES



- NOTES: 1. COLOURS : Background YELLOW
Arrows, border and text BLACK
Blocks (shown shaded) RED
2. DIMENSIONS : All dimensions are based on the 300mm arrow and shall be varied proportionally for the other arrow dimensions (shown in brackets).

EXAMPLE ALTERNATIVE SIGN FACE LAYOUTS



P 7245

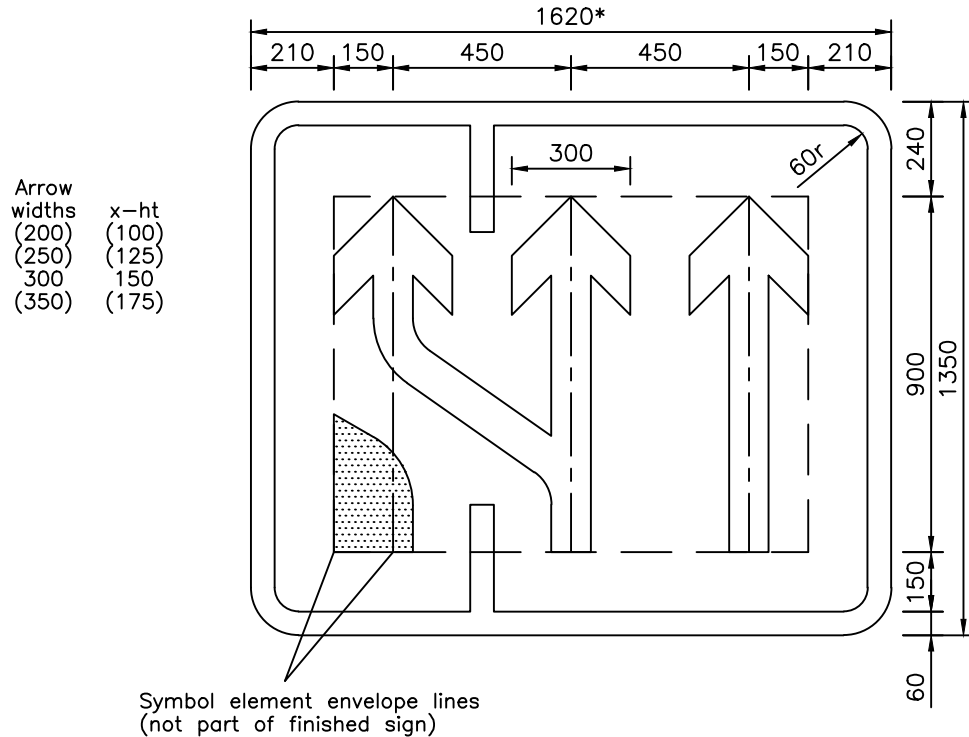
Before using this drawing, confirm that it has not been superseded.

	Title:	Temporary Signs	Issue :	Date :	Drawn by :	Dimensions :	Drawing No.
	TEMPORARY LANE ALIGNMENT AND DESTINATIONS		A :	22.04.16	A.K.	MILLIMETRES	P 7245
			B :		Approved by :		Sheet 29 of 44
			C :		J.B.		

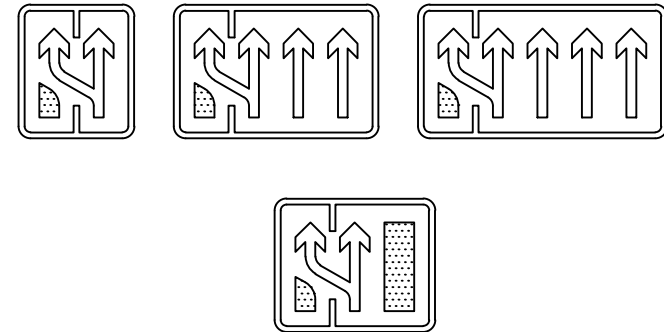
HARD SHOULDER USAGE – SHEET 3

- NOTES: 1. COLOURS : Background YELLOW
 Arrows, border and text BLACK
 Blocks (shown shaded) RED
2. DIMENSIONS : All dimensions are based on the 300mm arrow and shall be varied proportionally for the other arrow dimensions (shown in brackets).

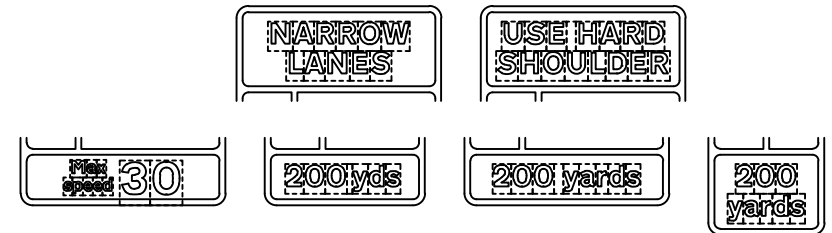
* Dimension may be increased or decreased in increments of 450mm



EXAMPLE ALTERNATIVE SIGN FACE LAYOUTS



TOP AND BOTTOM PLATES



Before using this drawing, confirm that it has not been superseded.

P 7245



Department
for Transport

Title: Temporary Signs
 TEMPORARY LANE ALIGNMENT
 AND DESTINATIONS

Issue : Date :
 A : 22.04.16
 B :
 C :

Drawn by :
 A.K.
 Approved by :
 J.B.

Dimensions :
 MILLIMETRES

Drawing No.
 P 7245
 Sheet 30 of 44

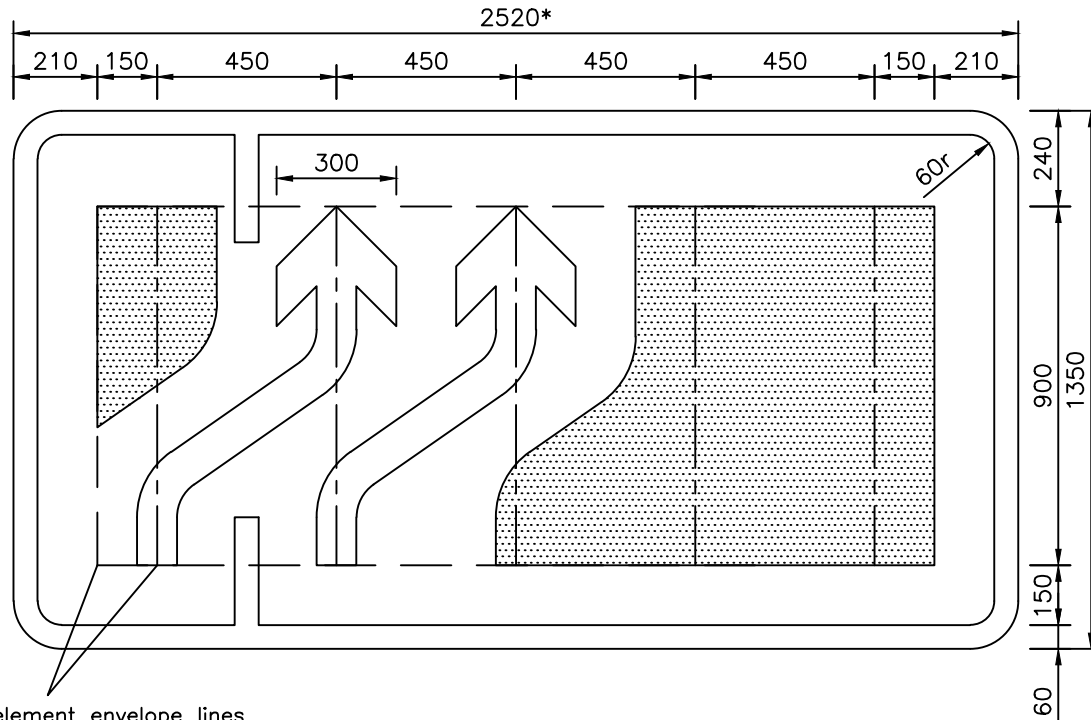
HARD SHOULDER USAGE – SHEET 4

* Dimension may be increased or decreased in increments of 450mm

NOTES: 1. COLOURS : Background YELLOW
Arrows, border and text BLACK
Blocks (shown shaded) RED


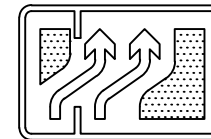
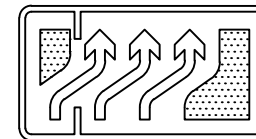
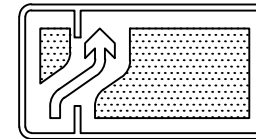
2. DIMENSIONS : All dimensions are based on the 300mm arrow and shall be varied proportionally for the other arrow dimensions (shown in brackets).

Arrow widths	x-ht
(200)	(100)
(250)	(125)
300	150
(350)	(175)



Symbol element envelope lines
(not part of finished sign)

EXAMPLE ALTERNATIVE SIGN FACE LAYOUTS



TOP AND BOTTOM PLATES



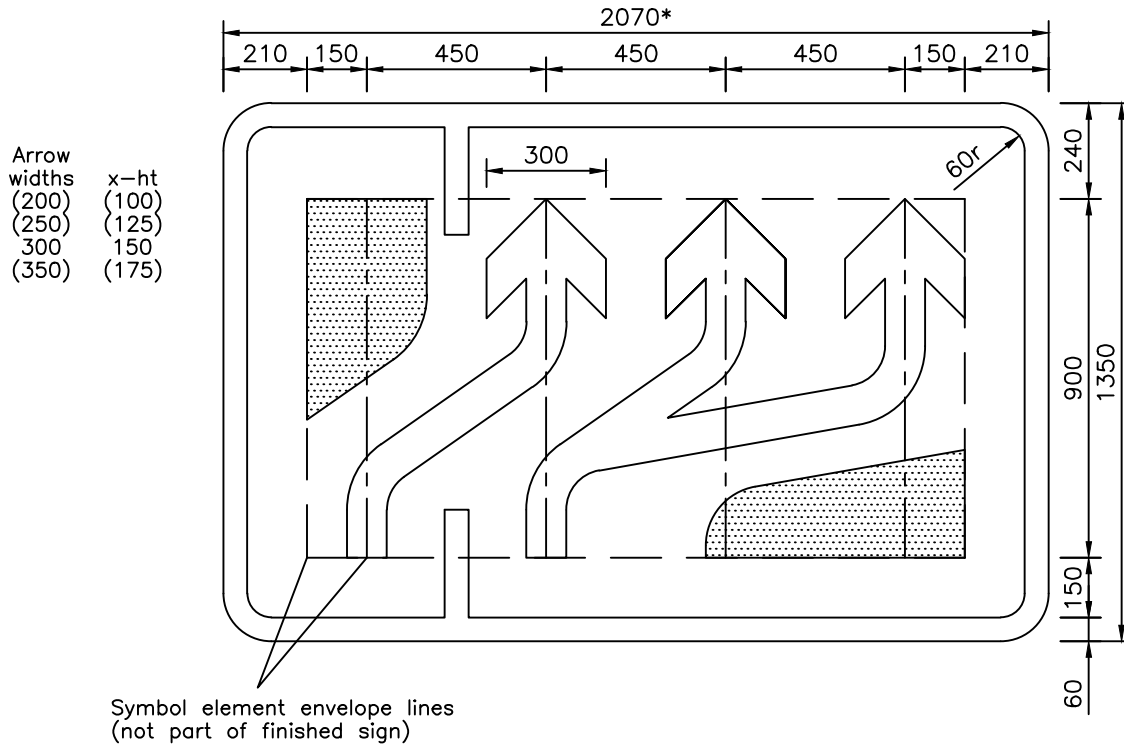
P 7245

Before using this drawing, confirm that it has not been superseded.

 Department for Transport	Title: Temporary Signs	Issue : Date : A : 22.04.16	Drawn by : A.K.	Dimensions : MILLIMETRES	Drawing No. P 7245
	TEMPORARY LANE ALIGNMENT AND DESTINATIONS	B : C :	Approved by : J.B.		Sheet 31 of 44


HARD SHOULDER USAGE – SHEET 5

* Dimension may be increased or decreased in increments of 450mm

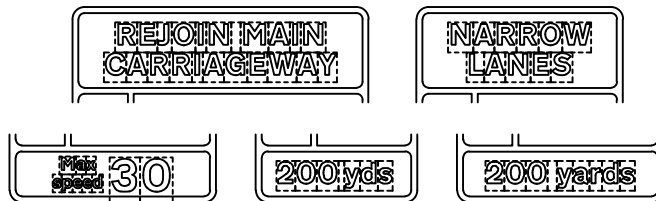


- NOTES: 1. COLOURS : Background YELLOW
 Arrows, border and text BLACK
 Blocks (shown shaded) RED
2. DIMENSIONS : All dimensions are based on the 300mm arrow and shall be varied proportionally for the other arrow dimensions (shown in brackets).

EXAMPLE ALTERNATIVE SIGN FACE LAYOUTS




TOP AND BOTTOM PLATES



P 7245

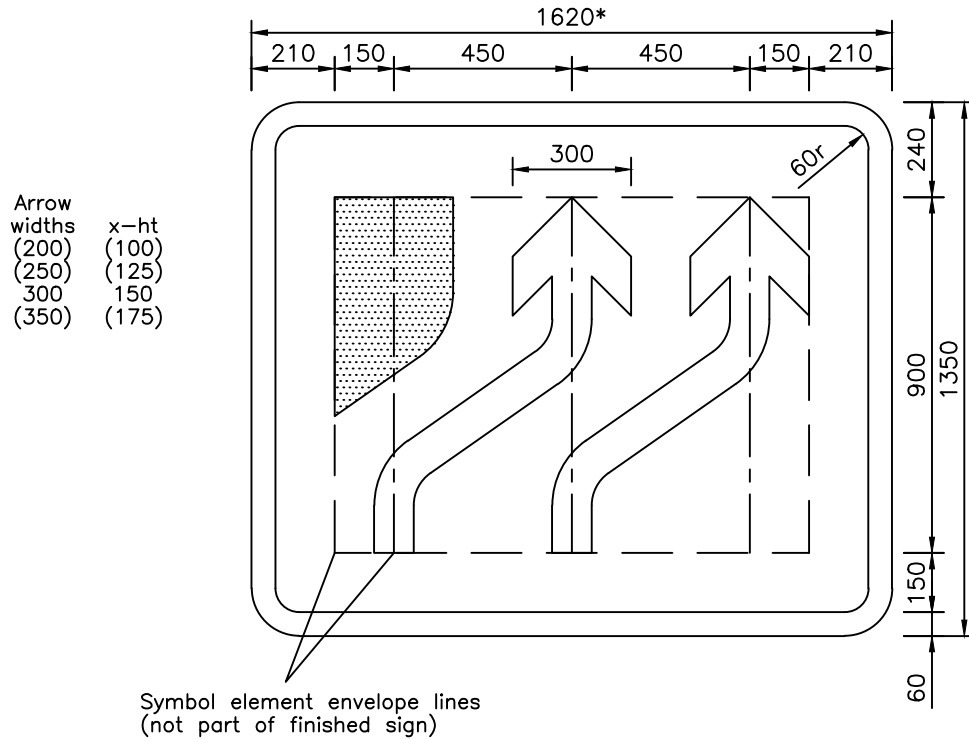
Before using this drawing, confirm that it has not been superseded.

 Department for Transport	Title: Temporary Signs TEMPORARY LANE ALIGNMENT AND DESTINATIONS	Issue : A : 22.04.16 B : C :	Date : A.K. Approved by : J.B.	Dimensions : MILLIMETRES	Drawing No. P 7245 Sheet 32 of 44

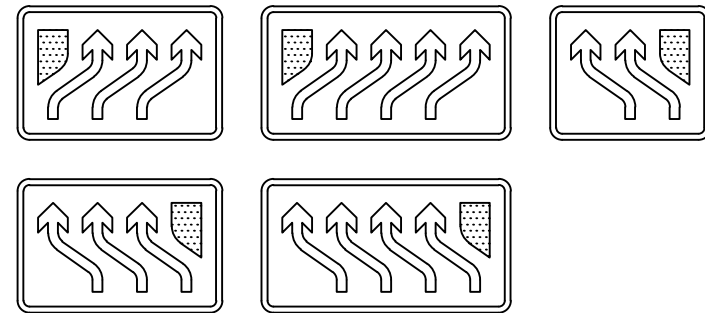
NARROW LANES – SHEET 1

- NOTES: 1. COLOURS : Background YELLOW
 Arrows, border and text BLACK
 Blocks (shown shaded) RED
2. DIMENSIONS : All dimensions are based on the 300mm arrow and shall be varied proportionally for the other arrow dimensions (shown in brackets).

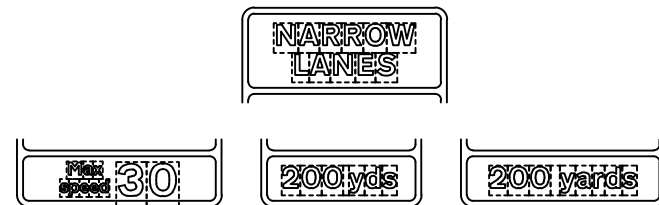
* Dimension may be increased in increments of 450mm



EXAMPLE ALTERNATIVE SIGN FACE LAYOUTS



TOP AND BOTTOM PLATES



P 7245

Before using this drawing, confirm that it has not been superseded.

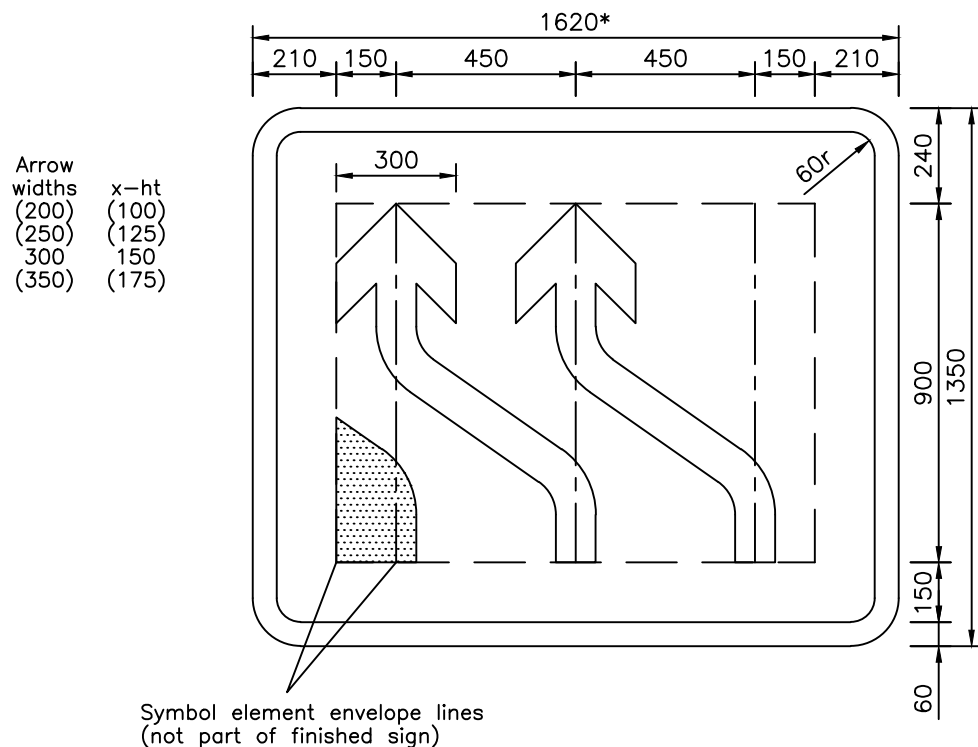
<p>Department for Transport</p>	<p>Title: Temporary Signs</p> <p>TEMPORARY LANE ALIGNMENT AND DESTINATIONS</p>	Issue :	Date :	Drawn by :	Dimensions :	Drawing No.
		A :	22.04.16	A.K.	MILLIMETRES	P 7245
		B :		Approved by :		Sheet 33 of 44
		C :		J.B.		

NARROW LANES – SHEET 2

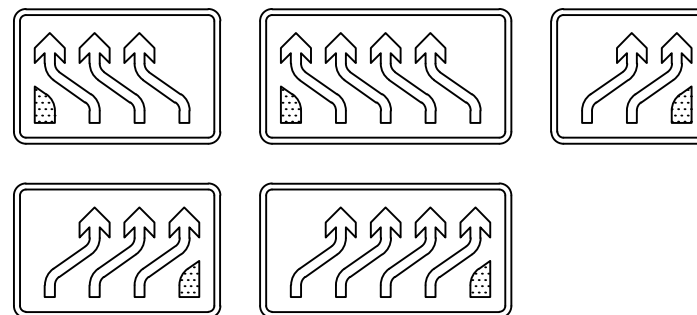
NOTES: 1. COLOURS : Background YELLOW
 Arrows, border and text BLACK
 Blocks (shown shaded) RED

2. DIMENSIONS : All dimensions are based on the 300mm arrow and shall be varied proportionally for the other arrow dimensions (shown in brackets).

* Dimension may be increase in increments of 450mm



EXAMPLE ALTERNATIVE SIGN FACE LAYOUTS



BOTTOM PLATES



P 7245

Before using this drawing, confirm that it has not been superseded.



Department for Transport

Title: Temporary Signs
TEMPORARY LANE ALIGNMENT AND DESTINATIONS

Issue : Date :
 A : 22.04.16
 B :
 C :

Drawn by :
 A.K.
 Approved by :
 J.B.

Dimensions :
 MILLIMETRES

Drawing No.
P 7245
 Sheet 34 of 44

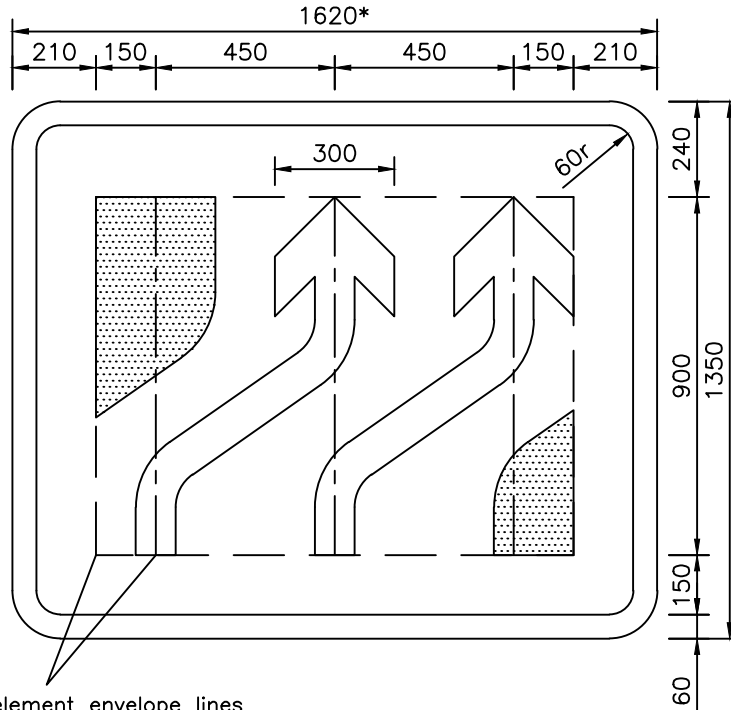
LANE ALIGNMENT – SHEET 1

* Dimension may be increased or decreased in increments of 450mm

NOTES: 1. COLOURS : Background YELLOW
Arrows, border and text BLACK
Blocks (shown shaded) RED

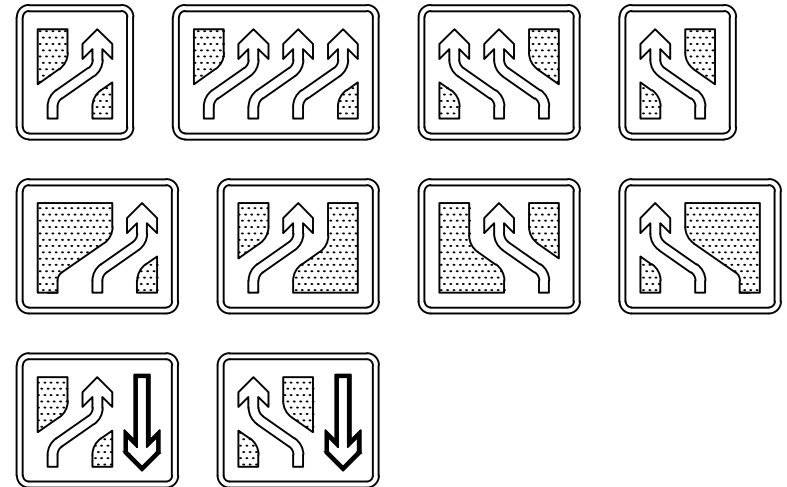
2. DIMENSIONS : All dimensions are based on the 300mm arrow and shall be varied proportionally for the other arrow dimensions (shown in brackets).

Arrow widths x-ht
(200) (100)
(250) (125)
(300) (150)
(350) (175)

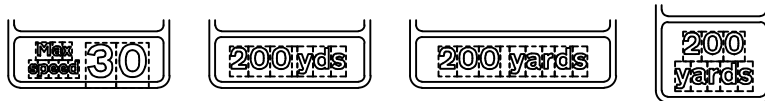


Symbol element envelope lines
(not part of finished sign)

EXAMPLE ALTERNATIVE SIGN FACE LAYOUTS



TOP AND BOTTOM PLATES



P 7245

Before using this drawing, confirm that it has not been superseded.

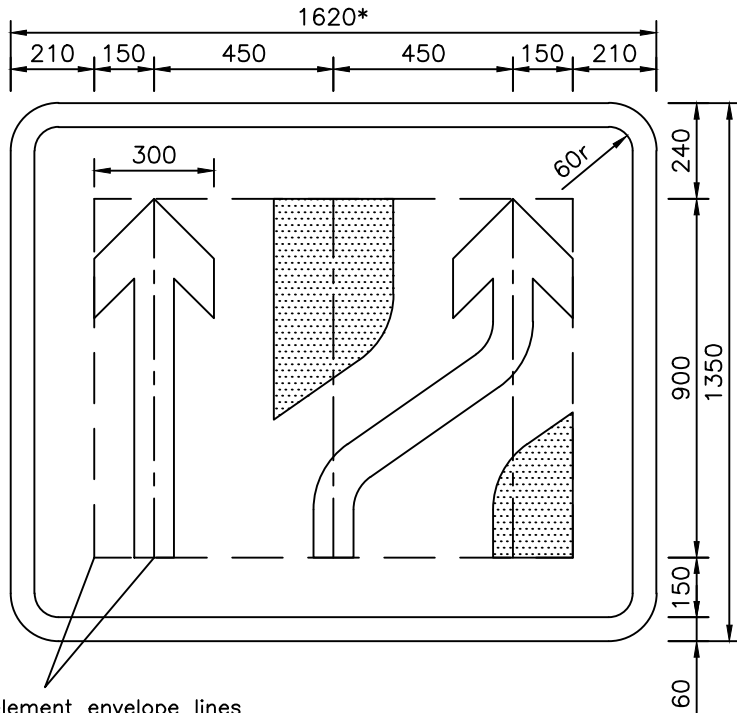
	Title:	Temporary Signs	Issue :	Date :	Drawn by :	Dimensions :	Drawing No.
	TEMPORARY LANE ALIGNMENT AND DESTINATIONS		A :	22.04.16	A.K.	MILLIMETRES	P 7245
			B :		Approved by :		Sheet 35 of 44
			C :		J.B.		

LANE ALIGNMENT – SHEET 2

* Dimension may be increased in increments of 450mm

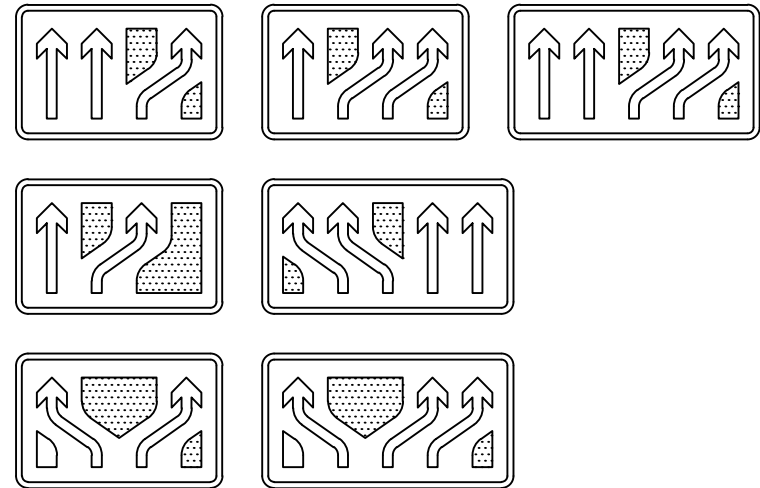
- NOTES: 1. COLOURS : Background YELLOW
 Arrows, border and text BLACK
 Blocks (shown shaded) RED
2. DIMENSIONS : All dimensions are based on the 300mm arrow and shall be varied proportionally for the other arrow dimensions (shown in brackets).

Arrow widths	x-ht
(200)	(100)
(250)	(125)
300	150
(350)	(175)

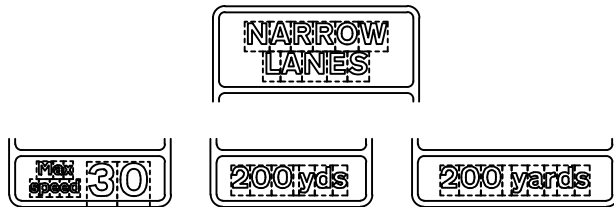


Symbol element envelope lines
 (not part of finished sign)

EXAMPLE ALTERNATIVE SIGN FACE LAYOUTS



TOP AND BOTTOM PLATES



P 7245

Before using this drawing, confirm that it has not been superseded.

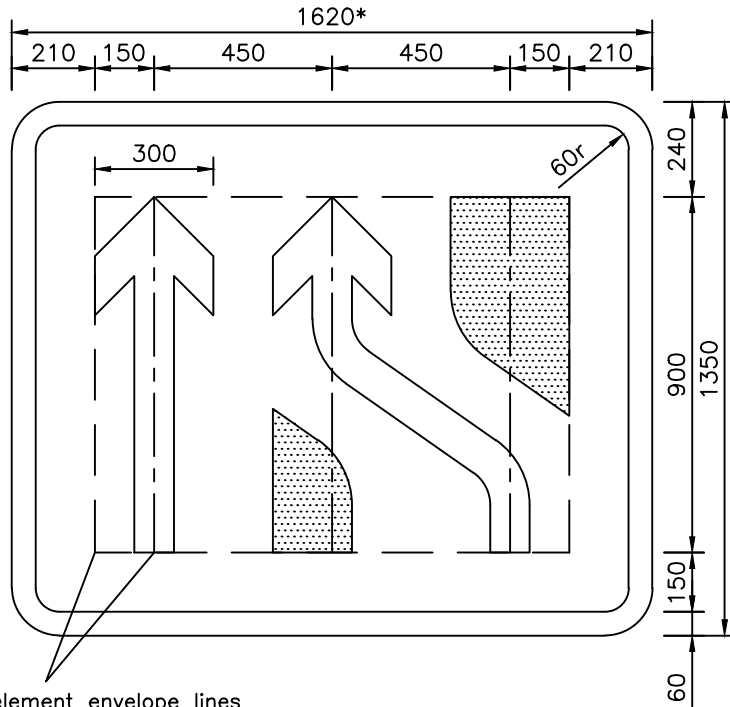
 Department for Transport	Title: Temporary Signs	Issue : A	Date : 22.04.16	Drawn by : A.K.	Dimensions : MILLIMETRES	Drawing No. P 7245
	TEMPORARY LANE ALIGNMENT AND DESTINATIONS	B	C	Approved by : J.B.		Sheet 36 of 44

LANE ALIGNMENT – SHEET 3

* Dimension may be increased in increments of 450mm

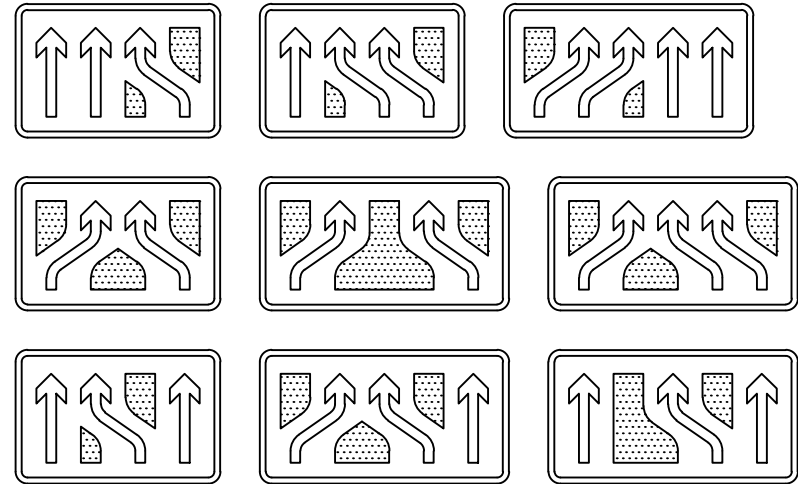
- NOTES: 1. COLOURS : Background YELLOW
 Arrows, border and text BLACK
 Blocks (shown shaded) RED
2. DIMENSIONS : All dimensions are based on the 300mm arrow and shall be varied proportionally for the other arrow dimensions (shown in brackets).

Arrow widths	x-ht
(200)	(100)
(250)	(125)
300	150
(350)	(175)

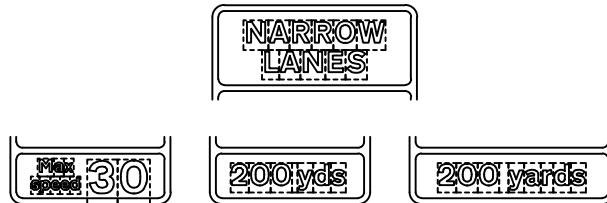


Symbol element envelope lines (not part of finished sign)

EXAMPLE ALTERNATIVE SIGN FACE LAYOUTS



TOP AND BOTTOM PLATES



P 7245

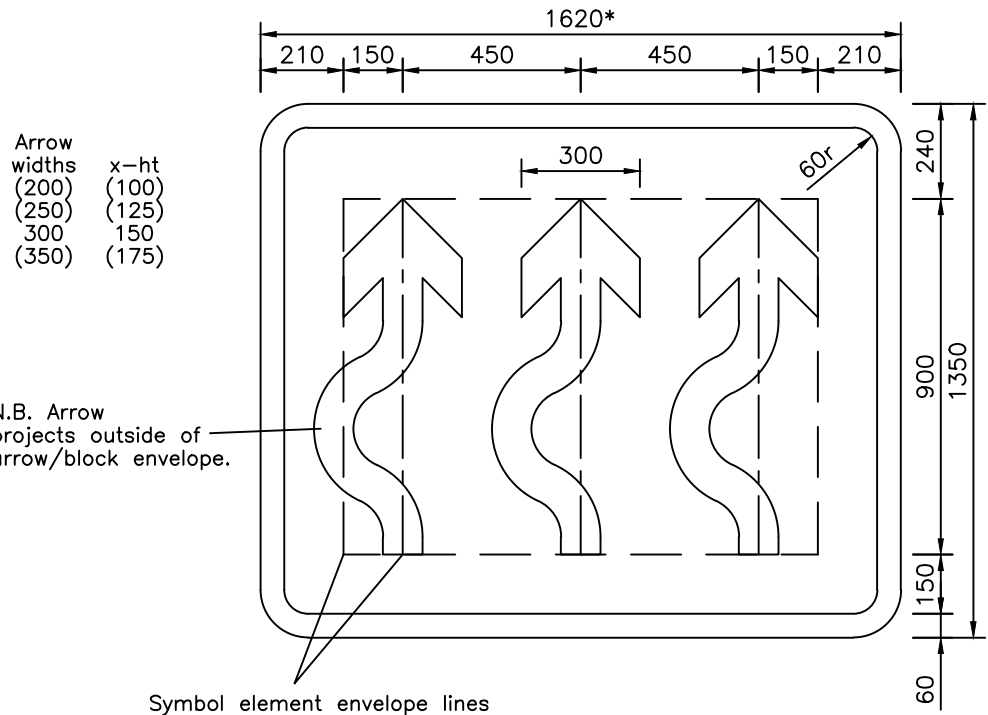
Before using this drawing, confirm that it has not been superseded.

<p>Department for Transport</p>	Title: Temporary Signs TEMPORARY LANE ALIGNMENT AND DESTINATIONS	Issue : A : 22.04.16 B : C :	Date : Drawn by : A.K. Approved by : J.B.	Dimensions : MILLIMETRES	Drawing No. P 7245 Sheet 37 of 44
---------------------------------	----------------------------------------------------------------------------	------------------------------------	-------------------------------------------------	-----------------------------	------------------------------------------------

LANE ALIGNMENT – SHEET 4

* Dimension may be increased or decreased in increments of 450mm

- NOTES: 1. COLOURS : Background YELLOW
 Arrows, border and text BLACK
 Blocks (shown shaded) RED
2. DIMENSIONS : All dimensions are based on the 300mm arrow and shall be varied proportionally for the other arrow dimensions (shown in brackets).

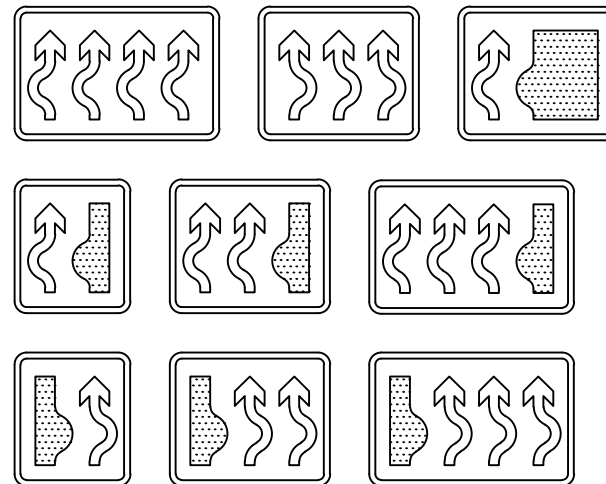


Arrow widths	x-ht
(200)	(100)
(250)	(125)
300	150
(350)	(175)

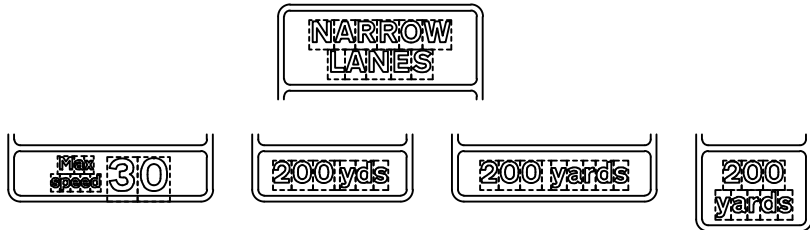
N.B. Arrow projects outside of arrow/block envelope.

Symbol element envelope lines (not part of finished sign)

EXAMPLE ALTERNATIVE SIGN FACE LAYOUTS



TOP AND BOTTOM PLATES



Before using this drawing, confirm that it has not been superseded.

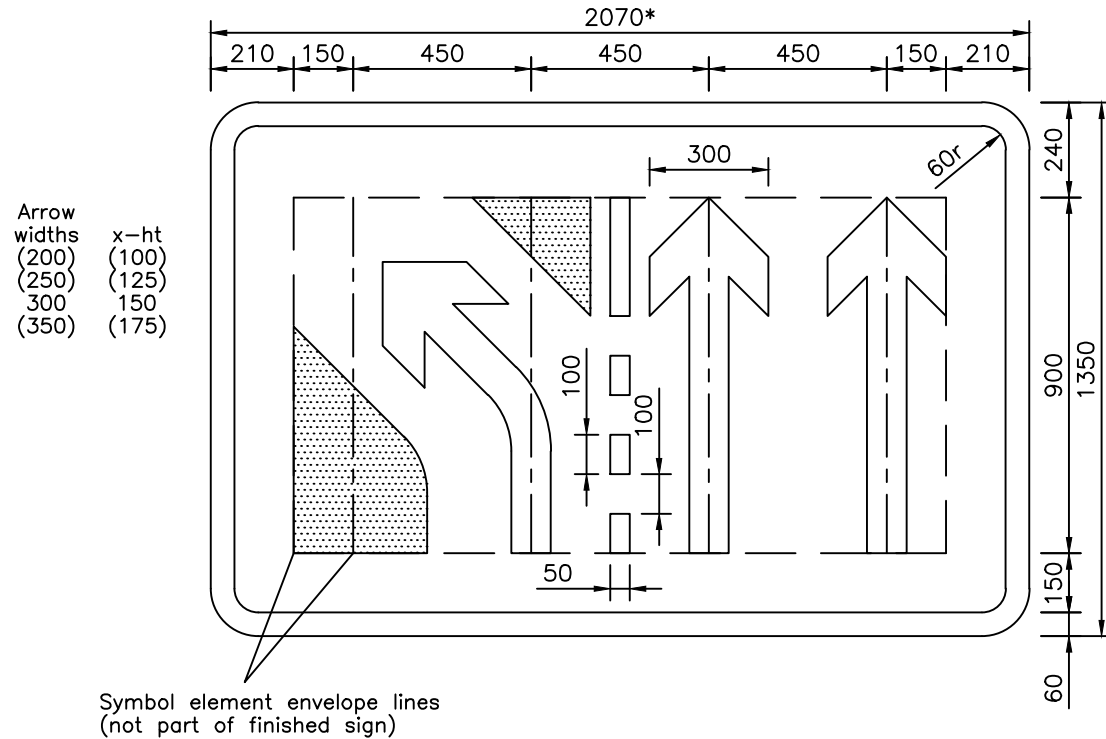
P 7245

	Title: Temporary Signs	Issue : A : 22.04.16	Date : B :	Drawn by : A.K.	Dimensions : MILLIMETRES	Drawing No. P 7245
	TEMPORARY LANE ALIGNMENT AND DESTINATIONS	C :	Approved by : J.B.			Sheet 38 of 44

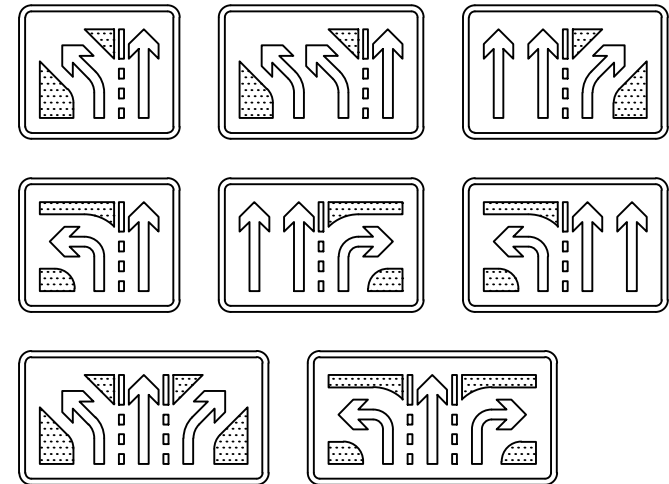
LANE LOSS – SHEET 1

- NOTES: 1. COLOURS : Background YELLOW
 Arrows, border and text BLACK
 Blocks (shown shaded) RED
2. DIMENSIONS : All dimensions are based on the 300mm arrow and shall be varied proportionally for the other arrow dimensions (shown in brackets).

* Dimension may be increased or decreased in increments of 450mm



EXAMPLE ALTERNATIVE SIGN FACE LAYOUTS



BOTTOM PLATES



P 7245

Before using this drawing, confirm that it has not been superseded.

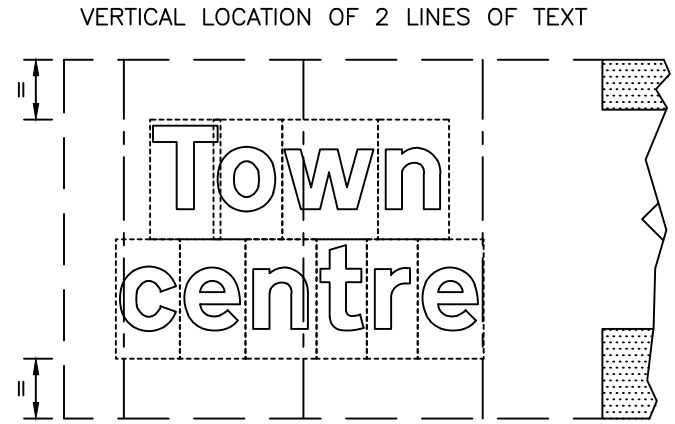
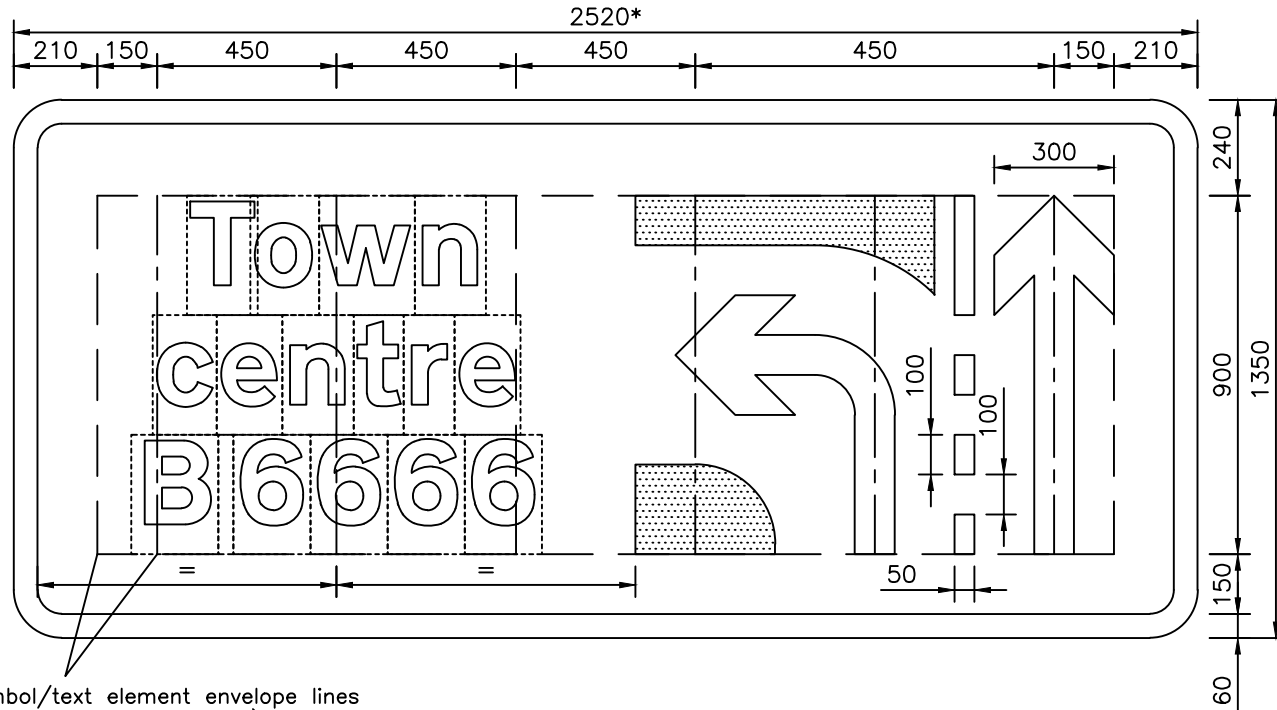
<p>Department for Transport</p>	Title: Temporary Signs	Issue : A : 22.04.16	Date : B :	Drawn by : A.K.	Dimensions : MILLIMETRES	Drawing No. P 7245
	TEMPORARY LANE ALIGNMENT AND DESTINATIONS	C :	Approved by : J.B.			Sheet 39 of 44

LANE LOSS – SHEET 2

Arrow widths	x-ht
(200)	(100)
(250)	(125)
300	150
(350)	(175)

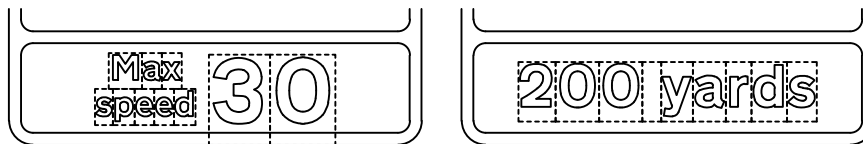
NOTES: 1. COLOURS : Background YELLOW
Arrow, Border & Text BLACK
Blocks (shown shaded) RED

* Dimension may be increased or decreased in increments of 450mm

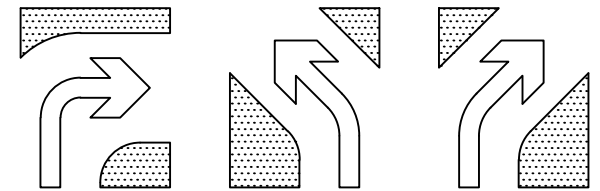


Symbol/text element envelope lines (not part of finished sign)

BOTTOM PLATES



ALTERNATIVE SYMBOLS



Before using this drawing, confirm that it has not been superseded.

P 7245



Department for Transport

Title: Temporary Signs
TEMPORARY LANE ALIGNMENT AND DESTINATIONS

Issue : Date :
A : 22.04.16
B :
C :

Drawn by :
A.K.
Approved by :
J.B.

Dimensions :
MILLIMETRES

Drawing No.
P 7245
Sheet 40 of 44

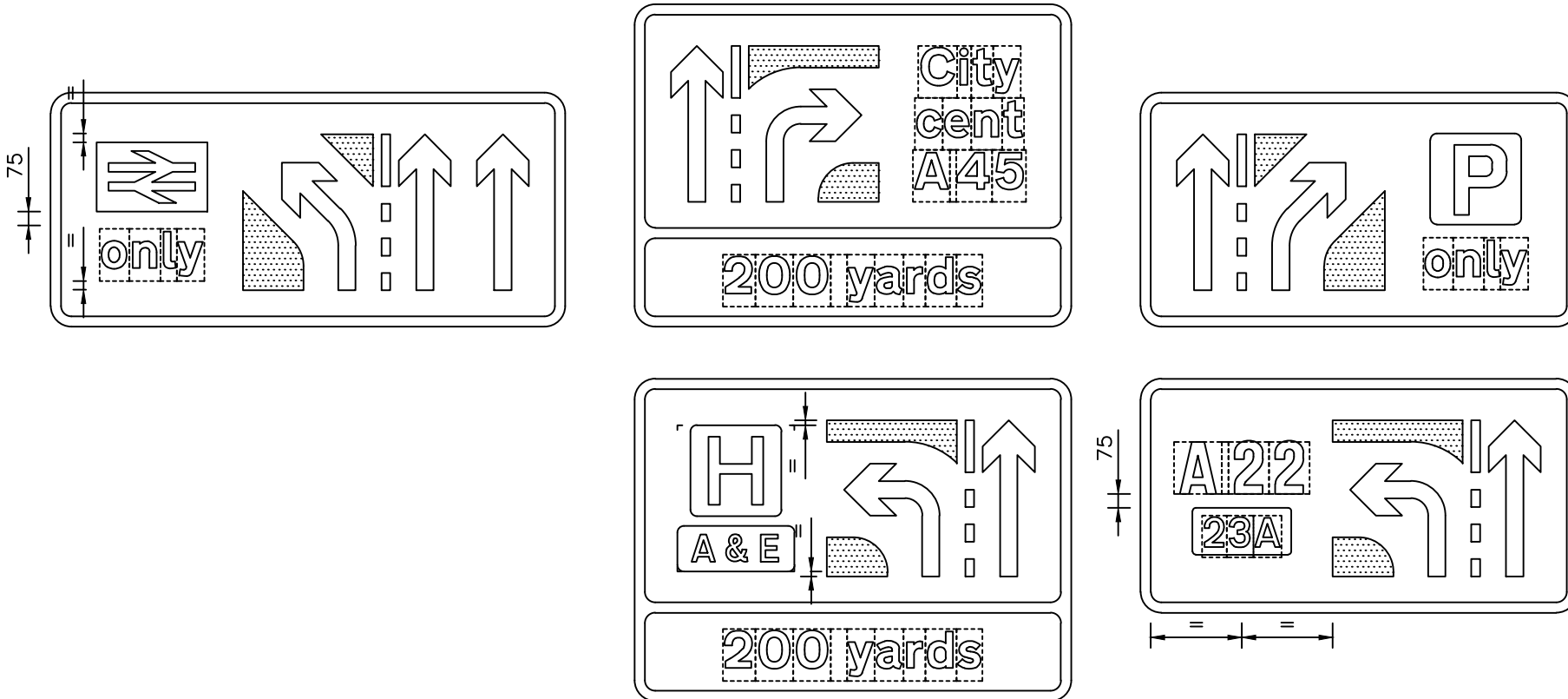
LANE LOSS – SHEET 3

Arrow widths	x-ht
(200)	(100)
(250)	(125)
300	150
(350)	(175)

NOTES: 1. COLOURS : Background YELLOW
Arrow, Border & Text BLACK
Blocks (shown shaded) RED

2. DIMENSIONS : All dimensions are based on the 300mm arrow and shall be varied proportionally for the other arrow dimensions (shown in brackets).

EXAMPLE ALTERNATIVE SIGN FACE LAYOUTS



P 7245

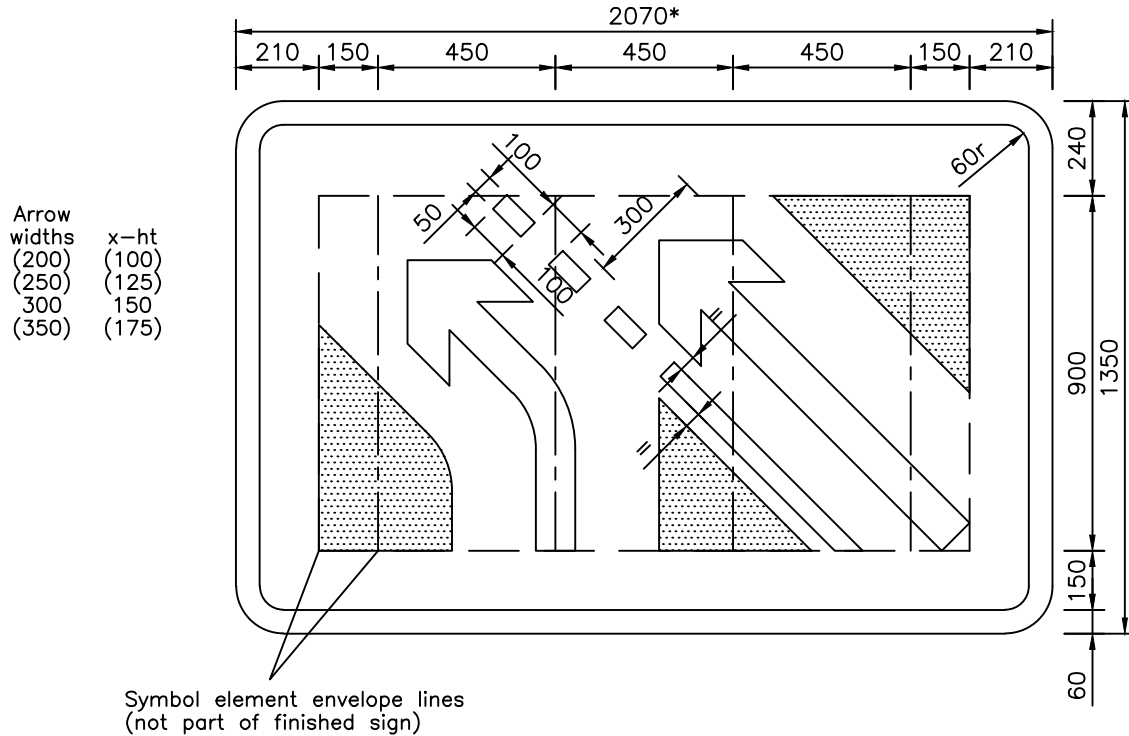
Before using this drawing, confirm that it has not been superseded.

 Department for Transport	Title: Temporary Signs	Issue : Date :	Drawn by :	Dimensions :	Drawing No.
	TEMPORARY LANE ALIGNMENT AND DESTINATIONS	A : 22.04.16	A.K.	MILLIMETRES	P 7245
		B :	Approved by :		Sheet 41 of 44
		C :	J.B.		

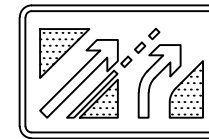
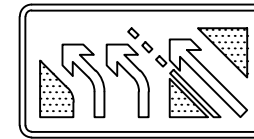
LANE GAIN – SHEET 1

- NOTES: 1. COLOURS : Background YELLOW
 Arrows, border and text BLACK
 Blocks (shown shaded) RED
2. DIMENSIONS : All dimensions are based on the 300mm arrow and shall be varied proportionally for the other arrow dimensions (shown in brackets).

* Dimension may be increased in increments of 450mm



EXAMPLE ALTERNATIVE SIGN FACE LAYOUTS



TOP AND BOTTOM PLATES



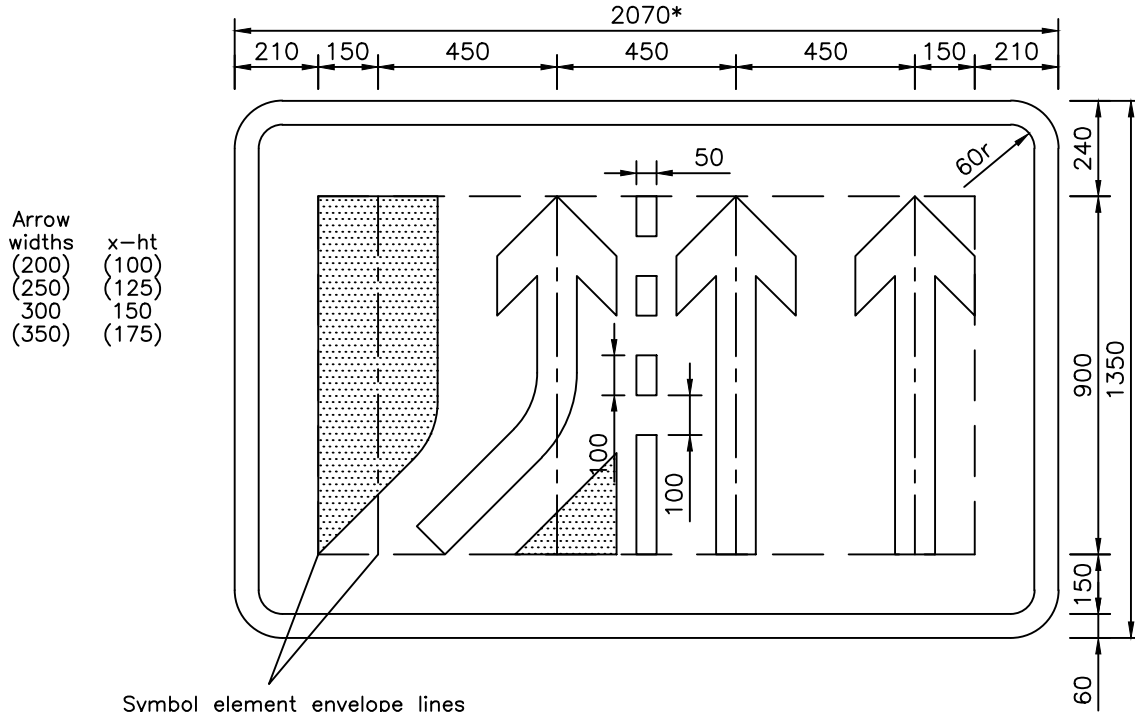
P 7245

Before using this drawing, confirm that it has not been superseded.

<p>Department for Transport</p>	Title:	Temporary Signs	Issue :	Date :	Drawn by :	Dimensions :	Drawing No.
	TEMPORARY LANE ALIGNMENT AND DESTINATIONS		A :	22.04.16	A.K.	MILLIMETRES	P 7245
			B :		Approved by :		Sheet 42 of 44
			C :		J.B.		

LANE GAIN – SHEET 2

* Dimension may be increased or decreased in increments of 450mm



Arrow widths	x-ht
(200)	(100)
(250)	(125)
300	150
(350)	(175)


Symbol element envelope lines
(not part of finished sign)

TOP AND BOTTOM PLATES



- NOTES: 1. COLOURS : Background YELLOW
Arrows, border and text BLACK
Blocks (shown shaded) RED
2. DIMENSIONS : All dimensions are based on the 300mm arrow and shall be varied proportionally for the other arrow dimensions (shown in brackets).

EXAMPLE ALTERNATIVE SIGN FACE LAYOUTS



P 7245

Before using this drawing, confirm that it has not been superseded.



Department
for Transport

Title: Temporary Signs
TEMPORARY LANE ALIGNMENT
AND DESTINATIONS

Issue : Date :
A : 22.04.16
B :
C :

Drawn by :
A.K.
Approved by :
J.B.

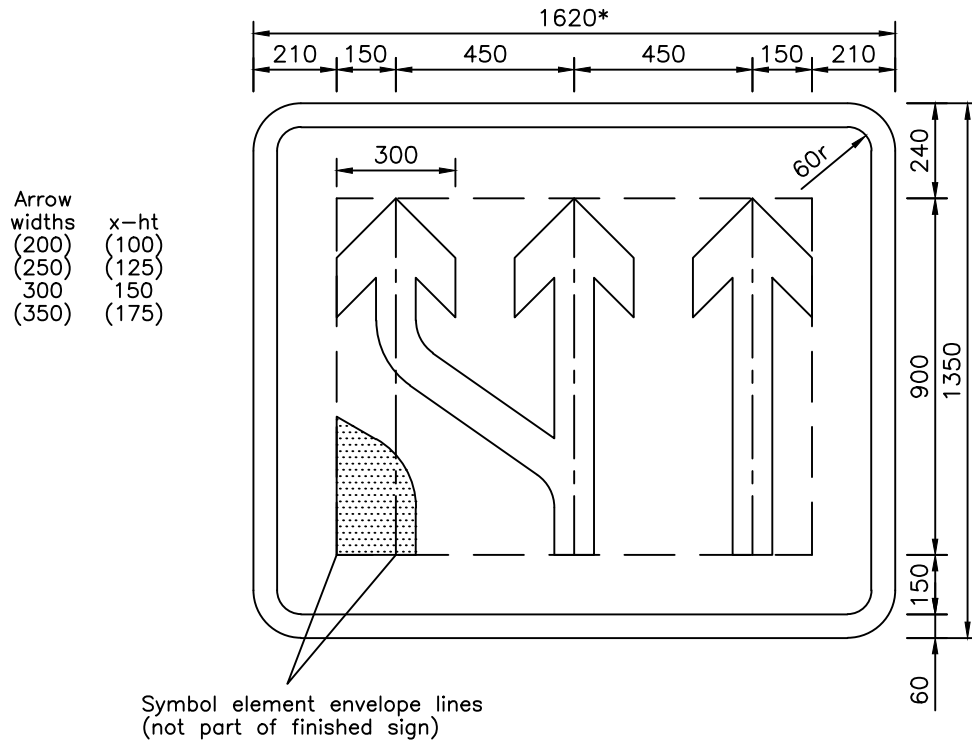
Dimensions :
MILLIMETRES

Drawing No.
P 7245
Sheet 43 of 44

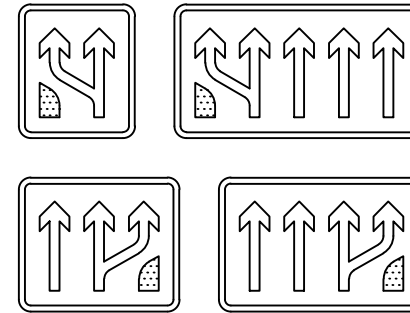
LANE GAIN – SHEET 3

- NOTES: 1. COLOURS : Background YELLOW
 Arrows, border and text BLACK
 Blocks (shown shaded) RED
2. DIMENSIONS : All dimensions are based on the 300mm arrow and shall be varied proportionally for the other arrow dimensions (shown in brackets).

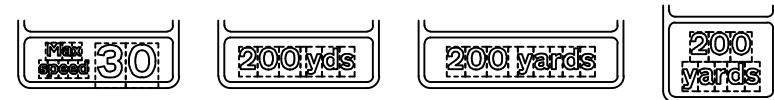
* Dimension may be increased or decreased in increments of 450mm



EXAMPLE ALTERNATIVE SIGN FACE LAYOUTS



BOTTOM PLATES



P 7245

Before using this drawing, confirm that it has not been superseded.

	Title: Temporary Signs	Issue : A : 22.04.16	Drawn by : A.K.	Dimensions : MILLIMETRES	Drawing No. P 7245
	TEMPORARY LANE ALIGNMENT AND DESTINATIONS	B : C :	Approved by : J.B.		Sheet 44 of 44