

COVID Alert Levels

Level	Description	Action
5	As level 4 and there is a material risk of healthcare services being overwhelmed	Social distancing measures increase from today's level
4	A COVID-19 epidemic is in general circulation; transmission is high or rising exponentially	Current social distancing measures and restrictions
3	A COVID-19 epidemic is in general circulation	Gradual relaxing of restrictions and social distancing measures
2	COVID-19 is present in the UK, but the number of cases and transmission is low	No or minimal social distancing measures; enhanced testing, tracing, monitoring and screening
1	COVID-19 is not known to be present in the UK	Routine international monitoring

STAY ALERT ▶ CONTROL THE VIRUS ▶ SAVE LIVES

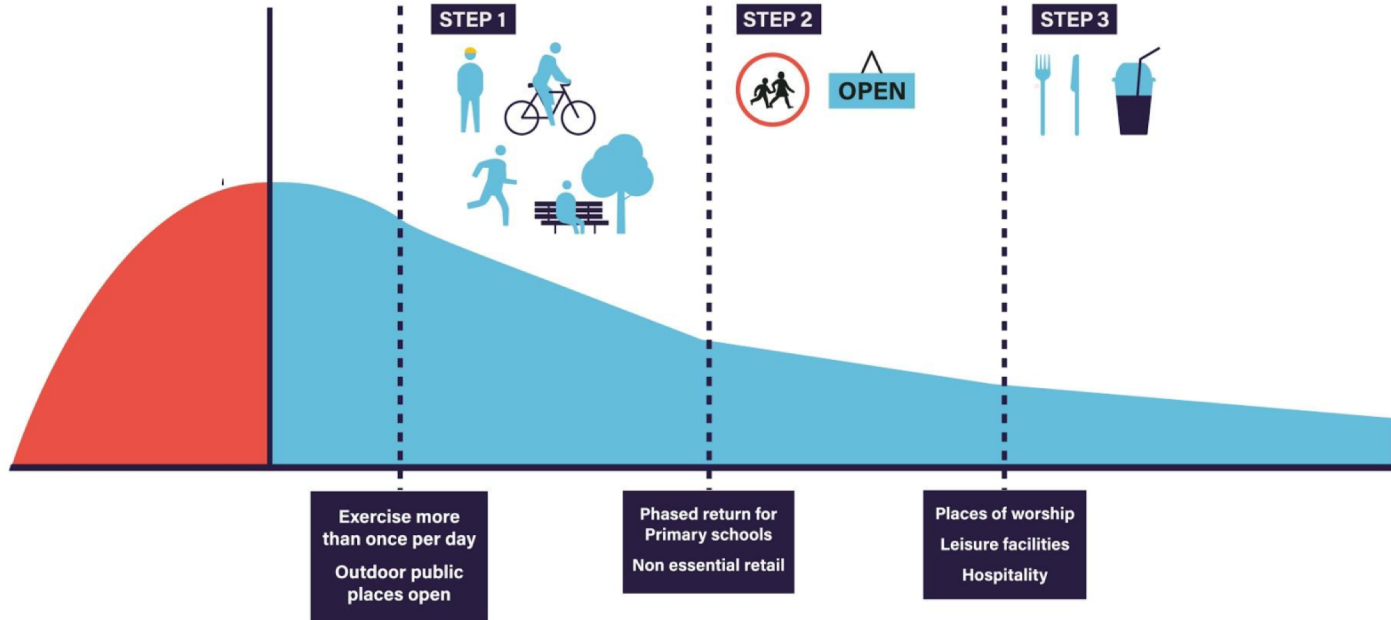


HM Government

Steps of adjustment to current social distancing measures

R more than 1
caseload increasing

R less than 1
caseload decreasing



STAY ALERT ▶ CONTROL THE VIRUS ▶ SAVE LIVES

Some of the rules about what you can do have changed – this is why we are asking everyone to Stay Alert



As long as you stay 2 metres away from people outside your household, from today you are allowed to do the following:



spend time outdoors - for example sitting and enjoying the fresh air, picnicking, or sunbathing



meet one other person from a different household outdoors



exercise outdoors as often as you wish



use outdoor sports courts or facilities, such as tennis or basketball courts, or golf courses - with members of your household OR one other person outside your household



go to a garden centre



Estate agents' offices can open; Viewings - both virtual and in person - are permitted



As with before, you cannot:



visit friends and family in their homes



exercise in an indoor sports court, gym or leisure centre, or go swimming in a public pool



use an outdoor gym or playground



visit a private or ticketed attraction



meet more than one person outside your household, except for a few specific exceptions set out in law (for work, funerals, house moves, supporting the vulnerable, in emergencies and to fulfil legal obligations)

If you or someone from your household is showing coronavirus symptoms, you must self isolate. This is critical to staying safe and saving lives.

You should also continue to wash your hands more often, for 20 seconds, and follow the guidance on hygiene.

STAY ALERT ▶ CONTROL THE VIRUS ▶ SAVE LIVES



HM Government

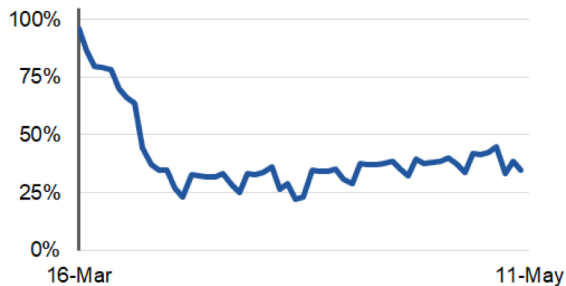
How we can control the virus

- ▶ **We can control the virus by keeping the rate of infection and the number of infections down.**
- ▶ **This is how we can continue to save lives and livelihoods as we start to recover from Coronavirus.**
- ▶ **Everyone has a role to play in keeping the R down by staying alert and following the rules.**

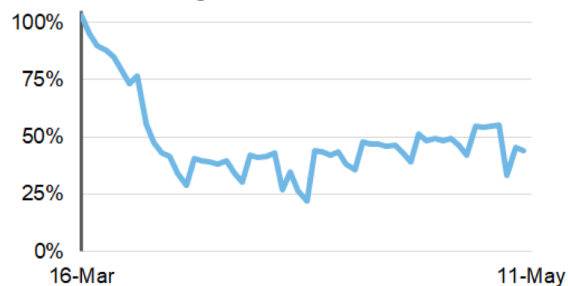
Social distancing

Changes in transport use (Great Britain)

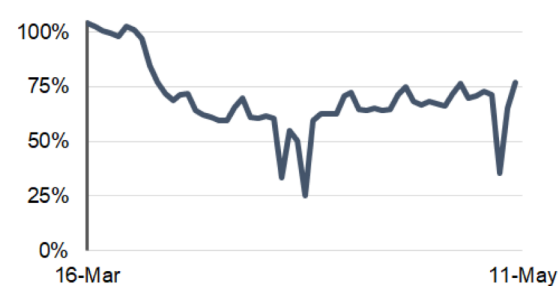
Car



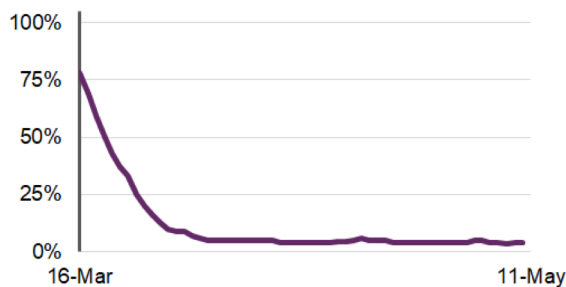
Light Goods Vehicles



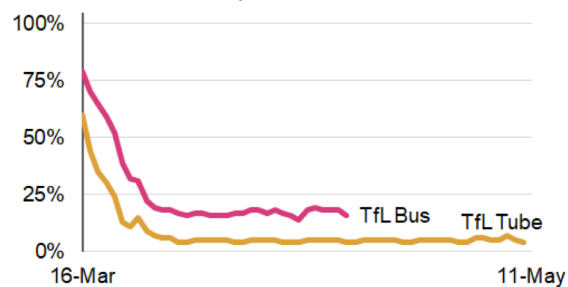
Heavy Goods Vehicles



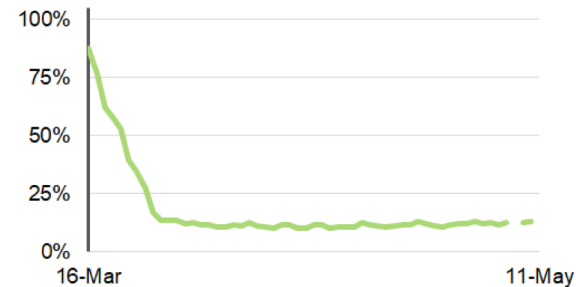
National Rail



Transport for London



Non Tfl Bus



Transport data is indexed to the equivalent day in either January or February 2020 (Traffic and Buses) or 2019 (Rail).

Source: Department for Transport.

Further details on data sources can be found here:
<https://www.gov.uk/government/collections/slides-and-datasets-to-accompany-coronavirus-press-conferences>

STAY ALERT > CONTROL THE VIRUS > SAVE LIVES

Testing and new cases (UK)



Testing

Some people are tested more than once.

87,063 tests on 13 May

2,094,209 tests in total

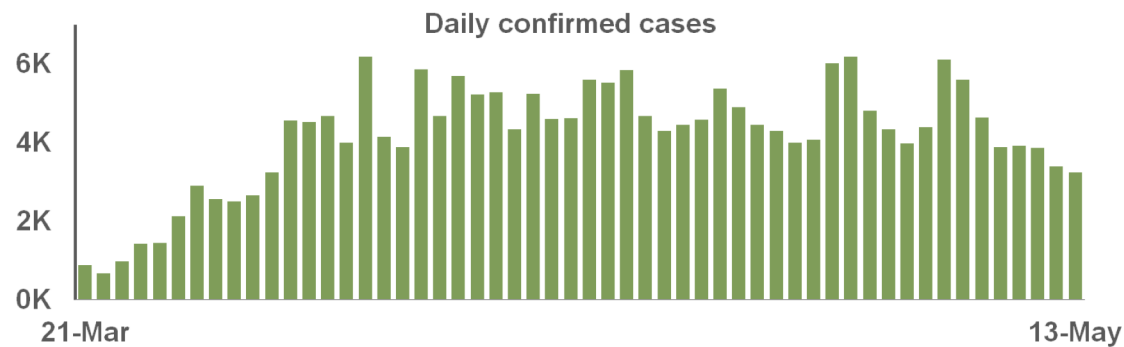
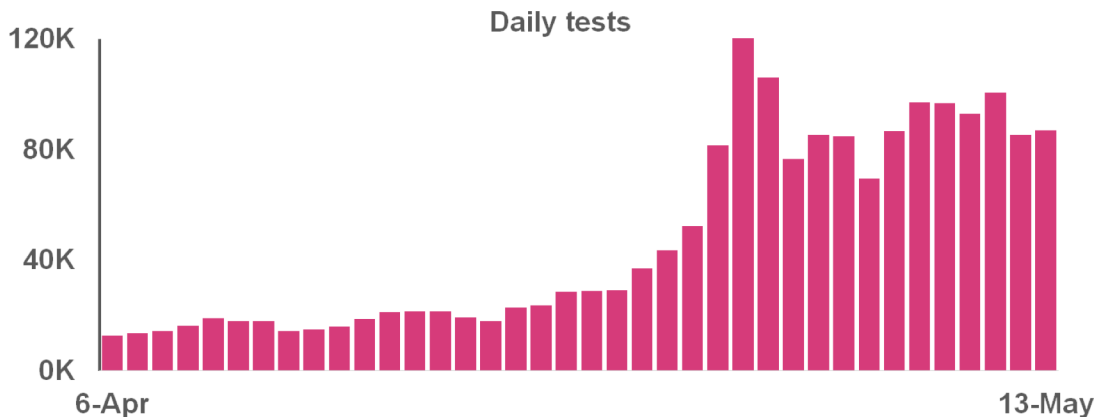


Confirmed cases

Only includes cases tested positive. There are more cases than confirmed here.

3,242 cases confirmed on 13 May

229,705 cases confirmed in total



Source: NHS England and devolved administrations. Further details on data sources can be found here: <https://www.gov.uk/government/collections/slides-and-datasets-to-accompany-coronavirus-press-conferences>

Data from Hospitals



711

Estimated admissions with COVID-19 (England)

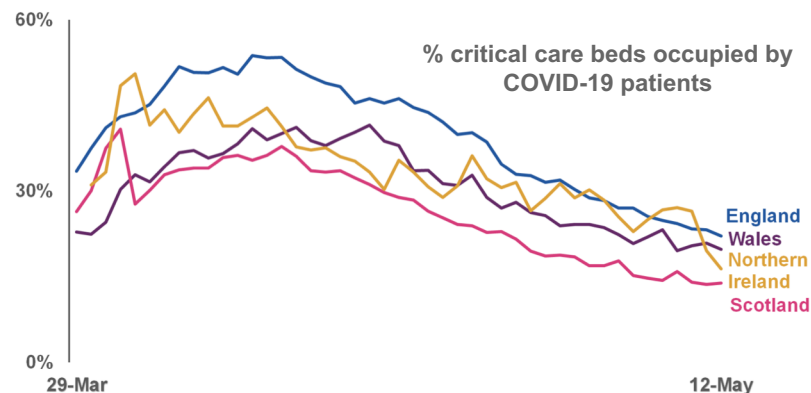
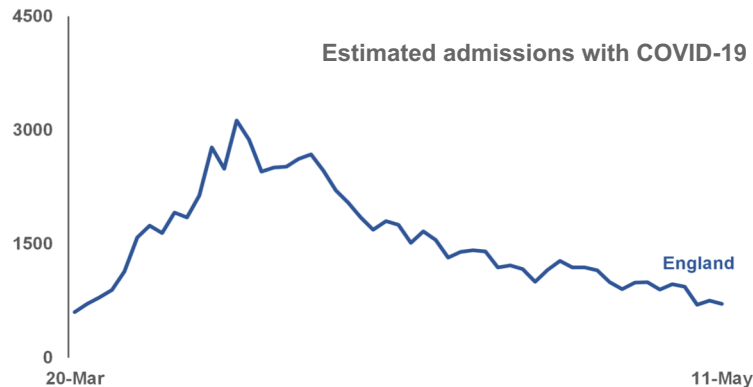
on 11th May
Down from 989 on 4th May



21%

Of critical care beds occupied with COVID-19 patients (UK)

on 12th May
Down from 26% on 5th May

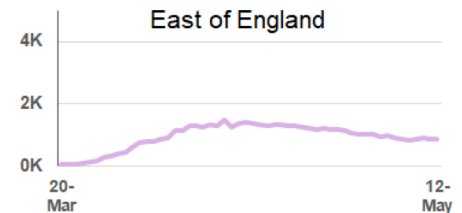
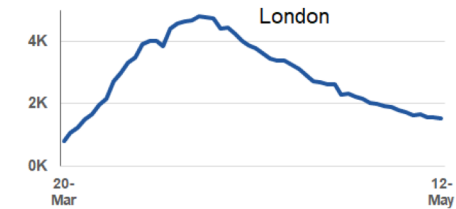
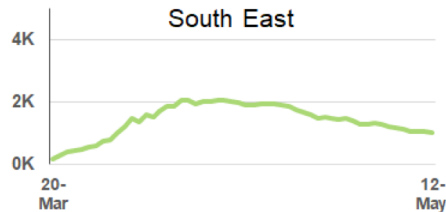
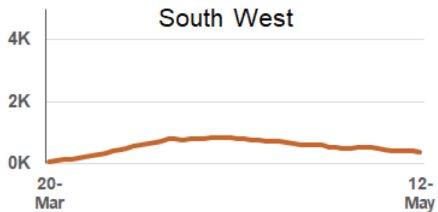
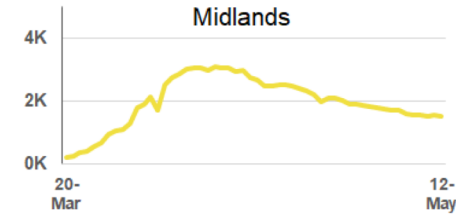
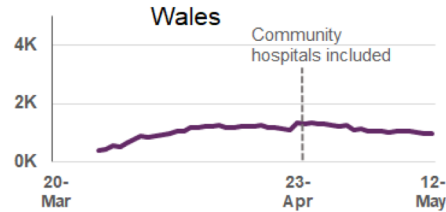
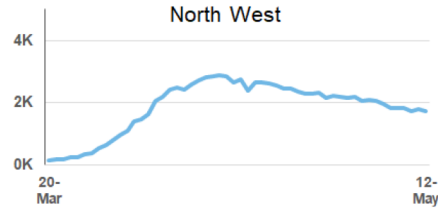
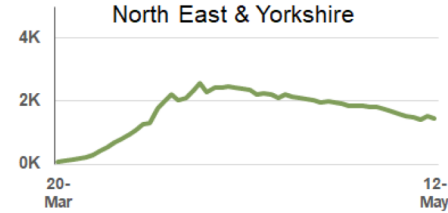
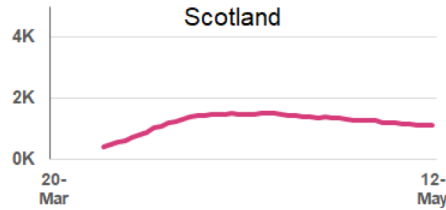
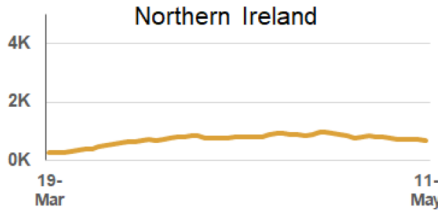


Source: NHS England and devolved administrations.
Further details on data sources can be found here:
<https://www.gov.uk/government/collections/slides-and-datasets-to-accompany-coronavirus-press-conferences>

STAY ALERT ▶ CONTROL THE VIRUS ▶ SAVE LIVES

People in Hospital with COVID-19 (UK)

11,327 people are in hospital with COVID-19, down from 13,273 this time last week.



Source: NHS England and devolved administrations.
Further details on data sources can be found here:
<https://www.gov.uk/government/collections/slides-and-datasets-to-accompany-coronavirus-press-conferences>

STAY ALERT ▶ CONTROL THE VIRUS ▶ SAVE LIVES

Daily COVID-19 deaths confirmed with a positive test (UK)

The numbers presented here from the Department for Health and Social Care relate to deaths where COVID-19 was confirmed with a positive test.



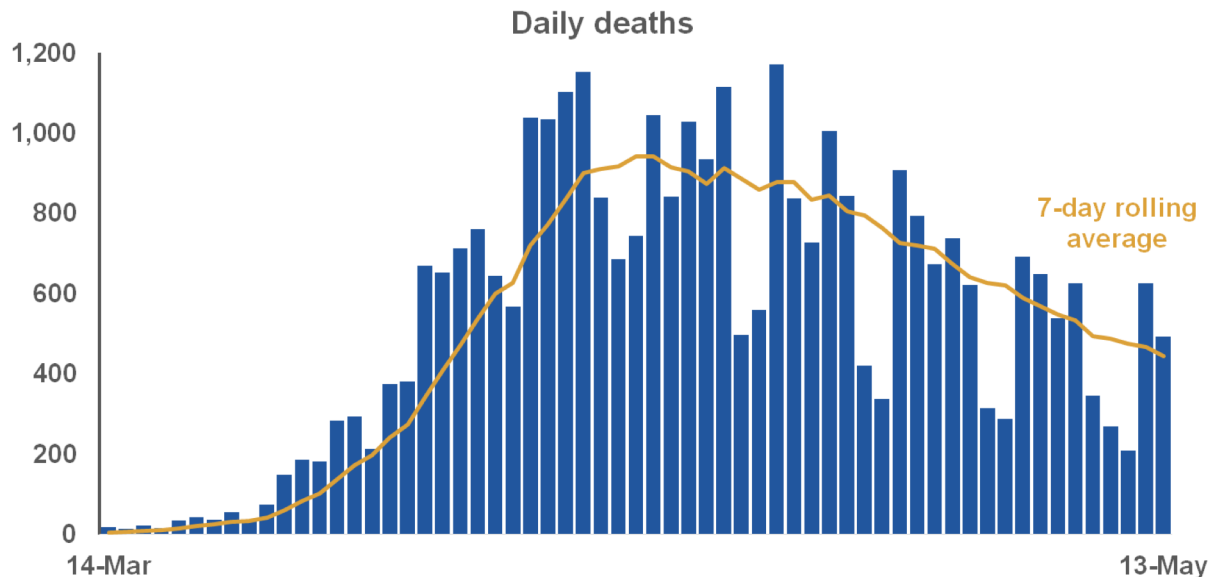
On 13 May DHSC reported

494

Daily COVID-19 deaths confirmed with a positive test

33,186

Total COVID-19 deaths confirmed with a positive test



Weekly registered deaths from the Office for National Statistics include cases where COVID-19 is mentioned on the death certificate but was not confirmed with a test. On 1st May, ONS reported 36,591 cumulative registered deaths from COVID-19. This was 9,082 more than the DHSC figure for the same date.

Source: DHSC, sourced from NHSE, PHE, devolved administrations. Further details on data sources can be found here: <https://www.gov.uk/government/collections/slides-and-datasets-to-accompany-coronavirus-press-conferences>



Annex: Statistical notes

Social distancing

Transport use (Great Britain): Bus (excl. London), TFL tube and Bus data has been adjusted to compare against typical usage for the Easter break, whereas motor vehicles and national rail have not. DfT have published information on [data sources and methodology](#). Data on TfL Buses is not available from Sunday 19 April due to the change in [boarding policy](#). DfT revised the previous week's National Rail usage data on 8 May. Data for Buses (excl. London) on 8 May is not available.

Testing and new cases (UK)

Tests: The [number of tests](#) includes; (i) tests processed through our labs, and (ii) tests sent to individuals at home or to satellite testing locations.

Cases: [Cases](#) are reported when lab tests are completed. This may be a few days after initial testing. Chart date corresponds to the date tests were reported as of the 24 hours before 9am that day. Only includes cases tested positive. There are more cases than confirmed here.

Data from hospitals

Estimated admissions with COVID-19 (England): Data are for NHS Hospital Acute Trusts with a type 1 A&E in England. Inpatients diagnosed with COVID-19 after admission are assumed to have been admitted on the day prior to their diagnosis. Includes new inpatients with confirmed COVID-19 at the time of admission and inpatients newly diagnosed with COVID-19.

Critical care beds (UK): Different health systems collect this data differently. In England critical care beds count high dependency units / intensive therapy units beds as critical care beds and this includes the surge capacity which has been introduced in recent weeks. In Wales critical care beds are taken to be invasive ventilation beds including new surge capacity. In Scotland critical care beds include ICU beds and additional surge capacity. In Northern Ireland critical care beds includes all ICU beds.

People in hospital with COVID-19 (UK)

Community hospitals are included in figures for Wales from 23 April onwards. England and Scottish data includes 'confirmed' cases, Northern Ireland and Welsh data includes 'confirmed' and 'suspected' cases. Due to the way Northern Ireland report, the UK figure is calculated by taking the most recent day for Great Britain plus the previous day for Northern Ireland. National data may not be directly comparable as data about COVID-19 patients in hospitals is collected differently across nations.

Daily COVID-19 deaths confirmed with a positive test (UK)

Figures on [deaths](#) relate to those who have tested positive for COVID-19. The 7-day rolling average (mean) of daily deaths is plotted on the last day of each seven day period.