

Drawing No.  
P 832.8

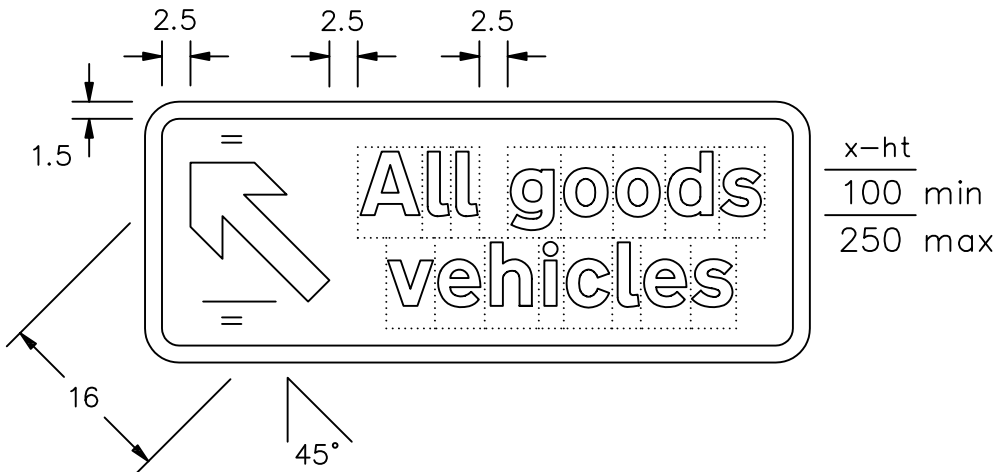
© CROWN COPYRIGHT

NOTES: 1. The legend is from the Transport Heavy alphabet at the x-heights shown.

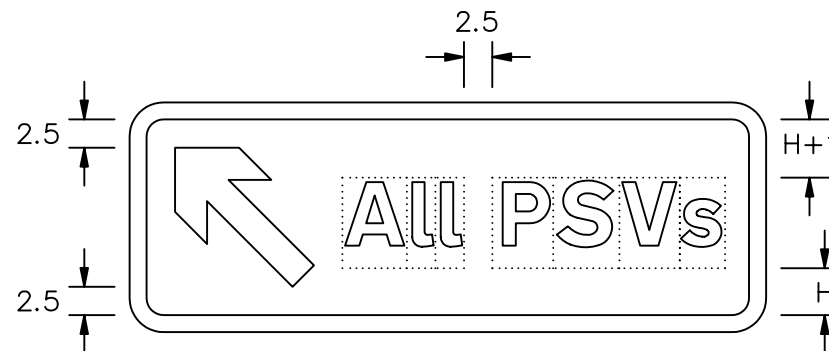
2. The tile outlines do not form part of the signs.

3. COLOURS : Background ----- YELLOW  
Legend, Arrow & Border --- BLACK

4. DIMENSIONS : x-heights are in millimetres, other dimensions are in stroke widths. (4sw = x-height)



VARIANT



VARIANT

P832x8

Before using this drawing, confirm that it has not been superseded.

Department for  
**Transport**

Title: Informatory Signs  
ADVANCE DIRECTION SIGN  
INDICATING A CHECK POINT

Issue: Date: Drawn by:  
A: 13.7.94 S.P./L.W.  
B: 23.8.04 Approved by:  
C: R.M.


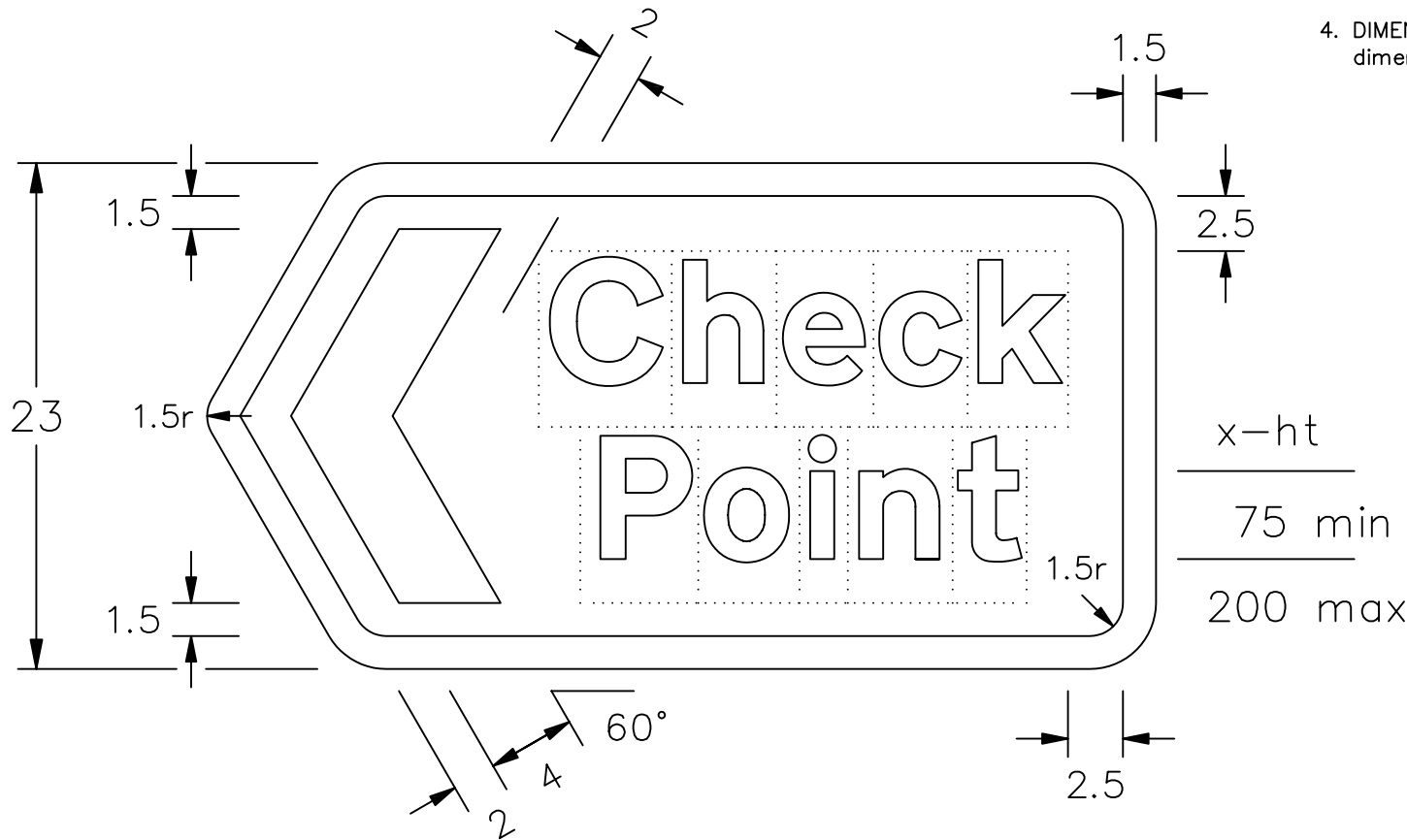
Dimensions:  
SEE  
NOTE 4

Drawing No.  
P 832.8

Drawing No.  
P 832.9

© CROWN COPYRIGHT

- NOTES: 1. The legend is from the Transport Heavy alphabet at the x-heights shown.
2. The tile outlines do not form part of the signs.
3. COLOURS : Background ----- YELLOW  
Legend, Chevron & Border ---- BLACK
4. DIMENSIONS : x-heights are in millimetres, other dimensions are in stroke widths. (4sw = x-height)



VARIANT

x-ht  
75 min  
200 max

P832x9

Before using this drawing, confirm that it has not been superseded.

**Department for  
Transport**

Title: Informatory Signs  
DIRECTION TO A CHECK POINT

Issue: Date: Drawn by: S.P.  
A: 13.7.94  
B: 23.8.04 Approved by: R.M.  
C:

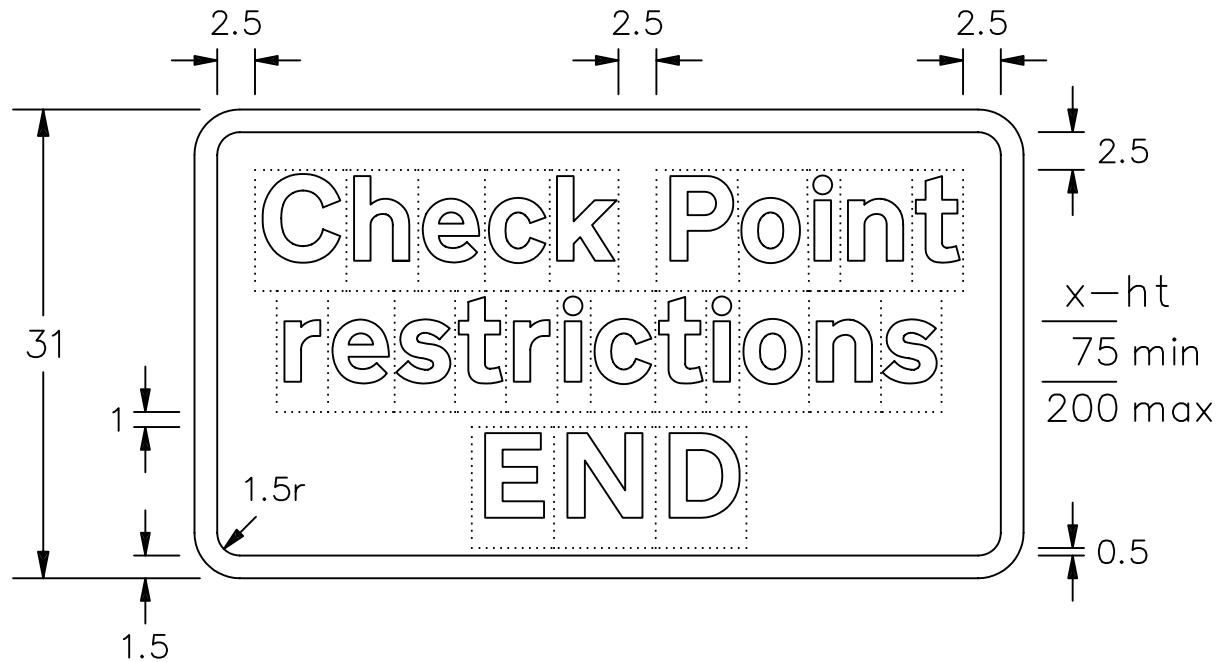
Dimensions:  
SEE  
NOTE 4

Drawing No.  
P 832.9

Drawing No.  
P 832.10A

© CROWN COPYRIGHT

- NOTES:-
1. The legend is from the Transport Heavy alphabet at the x-heights shown.
  2. The tile outlines do not form part of the sign.
  3. COLOURS : Legend & Border --- BLACK  
Background ----- YELLOW
  4. DIMENSIONS : x-heights are in millimetres, other dimensions are in stroke widths. (4sw = x-height)



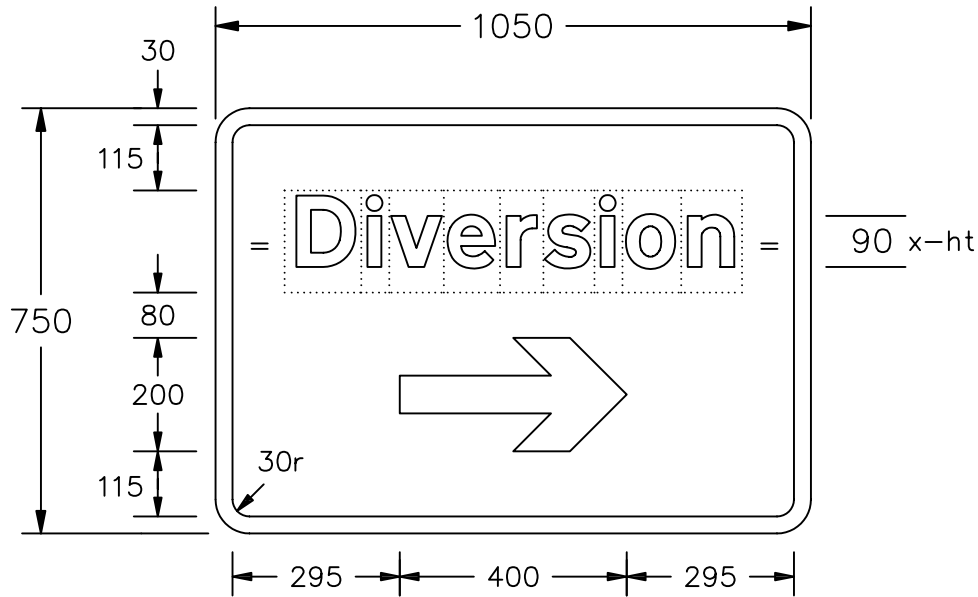
P832x10A

Before using this drawing, confirm that it has not been superseded.

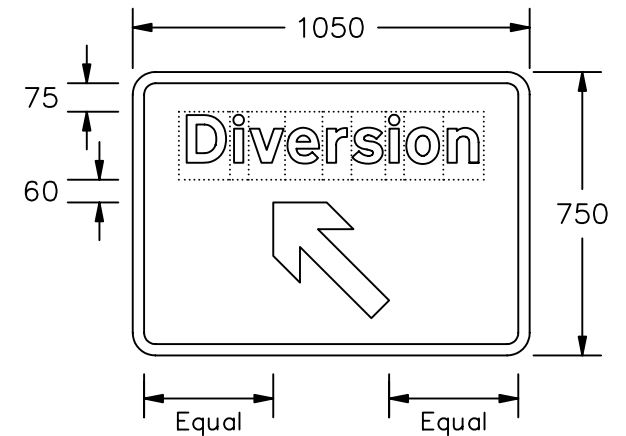
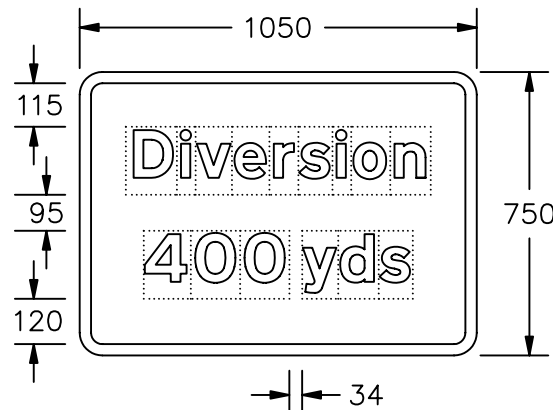
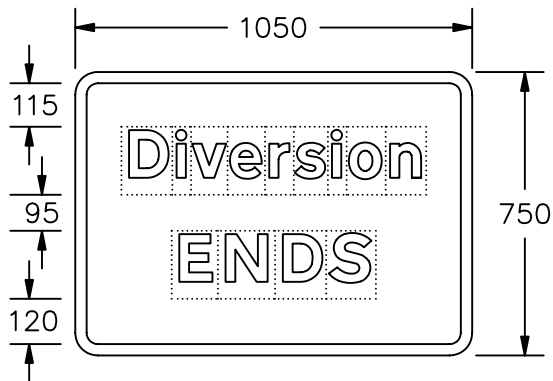
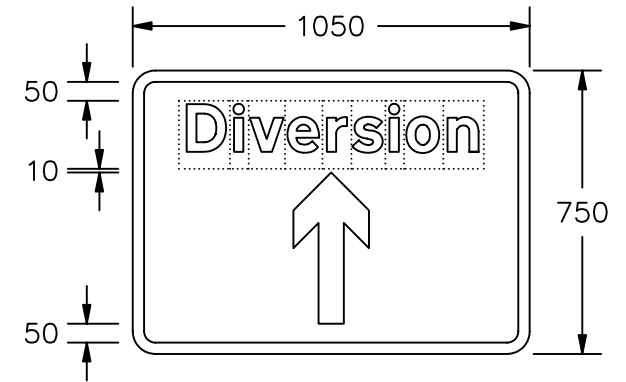
<p><b>Department for Transport</b></p>	Title:	Informatory Sign	Issue:	Date:	Drawn by:	Dimensions:	Drawing No.
		CHECK POINT RESTRICTIONS END	A:	2.1.04	L.W.	SEE NOTE 4	P 832.10A
			B:		Approved by:		
			C:		R.M.		

Drawing No.  
P 2702

© CROWN COPYRIGHT



- NOTES: 1. The legend is from the Transport Heavy alphabet at the x-height shown.  
2. The tile outlines do not form part of the signs.  
3. COLOURS : Background ----- YELLOW  
Legend, Arrow & Border --- BLACK



Distances up to, but not exceeding 400 yds to the nearest 10 yds may be shown.

Before using this drawing, confirm that it has not been superseded.

P2702

Department for  
**Transport**

Title: Temporary Signs  
TEMPORARY DIVERSION  
AND VARIANTS

Issue: Date: Drawn by:  
A: 5.6.95 S.P./R.M.  
B: 2.11.04 Approved by:  
C: R.M.

Dimensions:  
MILLIMETRES

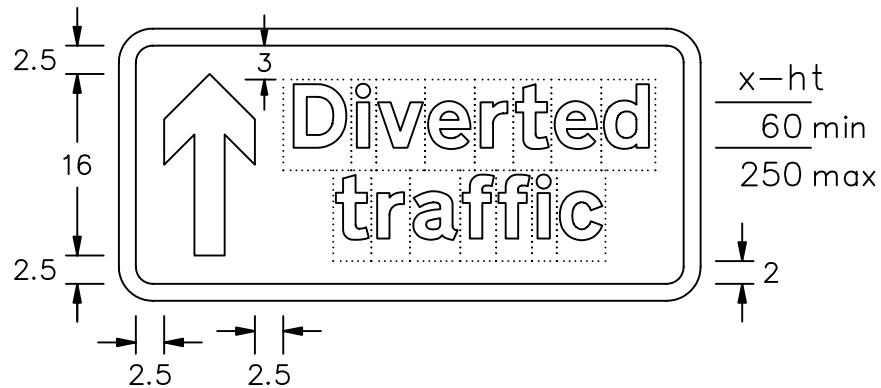
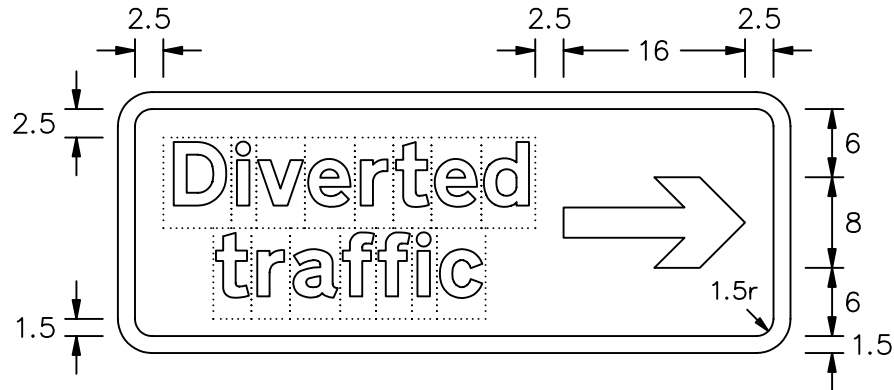
Drawing No.  
P 2702

Drawing No.  
**P 2703**  
 Sheet 1 of 2


Before using this drawing, confirm  
 that it has not been superseded.

© CROWN COPYRIGHT

- NOTES: 1. The legend is from the Transport Heavy alphabet at the x-heights shown.
2. Details of the U-turn arrow are given in section 14 of Chapter 7 of the Traffic Signs Manual.
3. The tile outlines do not form part of the signs.
4. COLOURS : Background ----- YELLOW  
 Legend, Arrow & Border --- BLACK
5. DIMENSIONS : x-heights are in millimetres, other dimensions are in stroke widths. (4sw = x-height)
6. See sheet 2 for other variants.



VARIANT



VARIANT

P2703-1

Department for  
**Transport**

Title: Temporary Signs  
 ROUTE FOR DIVERTED TRAFFIC  
 AT JUNCTION AHEAD

Issue: A: 6.6.95  
 B: 10.2.05  
 C:

Drawn by: S.P./R.M.  
 Approved by: R.M.

Dimensions: SEE  
 NOTE 5

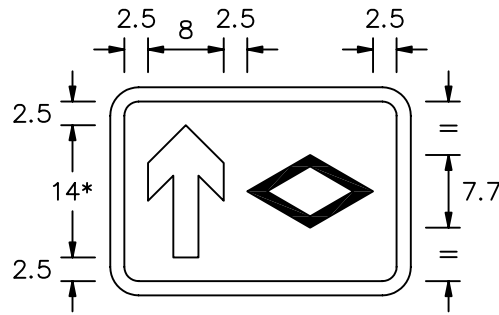
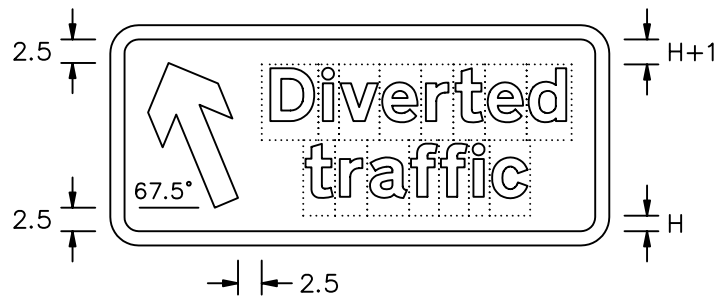
Drawing No. P 2703  
 Sheet 1 of 2

Drawing No.  
P 2703  
Sheet 2 of 2

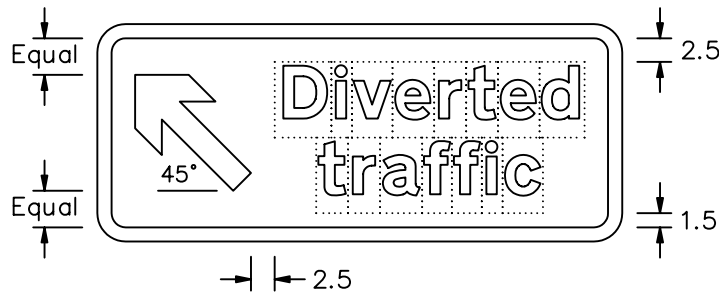
Related Drawing  
S 56 Sheet 1

Before using this drawing, confirm  
that it has not been superseded.

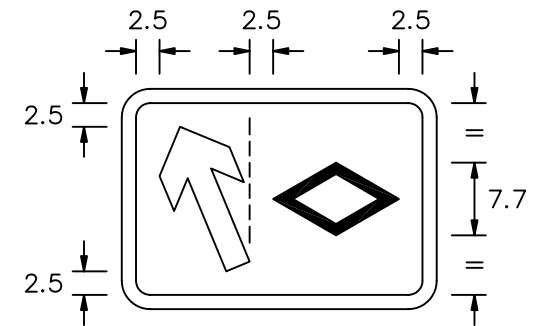
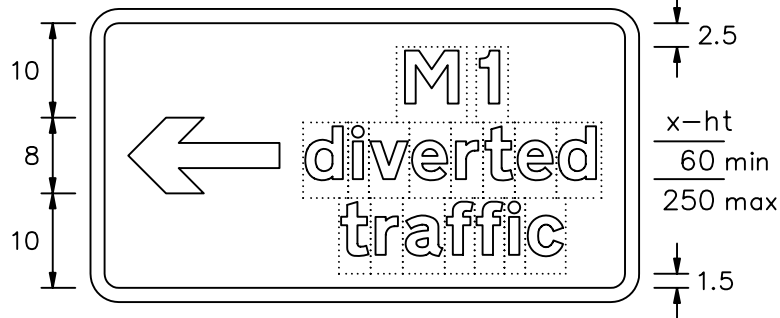
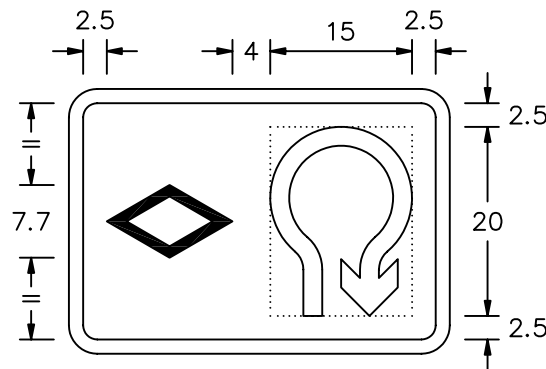
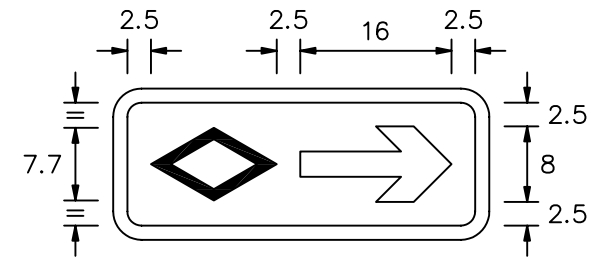
© CROWN COPYRIGHT



\*This dimension applies only when arrow is pointing vertically upwards alongside a symbol, otherwise the length of the arrow is 16sw.



- NOTES: 1. The legend is from the Transport Heavy alphabet at the x-heights shown.
2. Details of diversion route symbols are given on drawing S 56 sheet 1. Details of the U-turn arrow are given in section 14 of Chapter 7 of the Traffic Signs Manual.
3. The tile outlines do not form part of the signs.
4. COLOURS : Background ----- YELLOW  
Legend, Arrow & Border --- BLACK  
Diversion route symbol ---- BLACK
5. DIMENSIONS : x-heights are in millimetres, other dimensions are in stroke widths. (4sw = x-height)
6. See sheet 1 for other dimensions and other variants.



P2703-2

Department for  
**Transport**

Title: Temporary Signs  
ROUTE FOR DIVERTED TRAFFIC  
AT JUNCTION AHEAD (variants)

Issue: A: 6.6.95  
B: 10.2.05  
C:

Date: S.P./R.M.  
Approved by: R.M.

Dimensions: SEE NOTE 5

Drawing No. P 2703  
Sheet 2 of 2

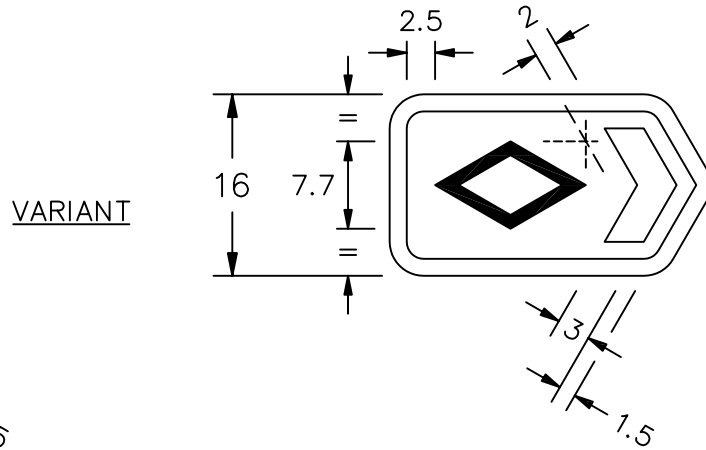
Drawing No.  
P 2704

Related Drawing  
S 56 Sheet 1

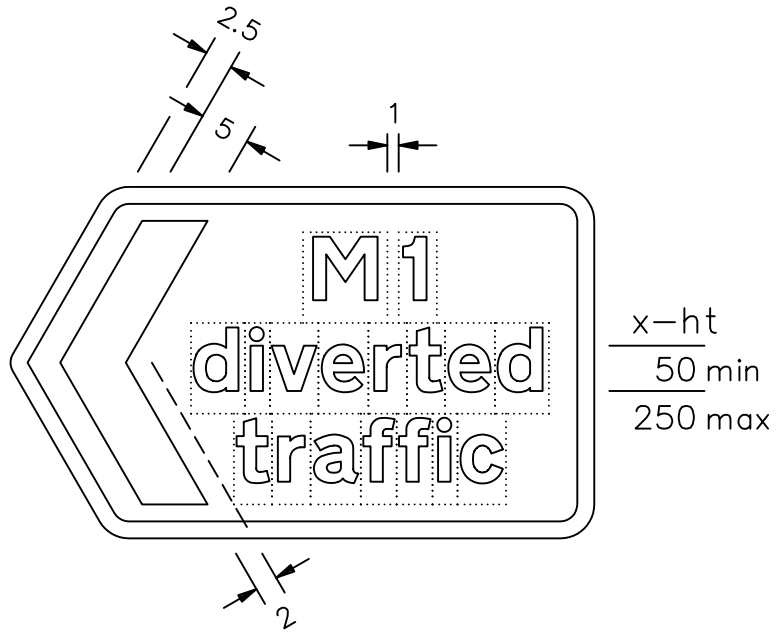
Before using this drawing, confirm that it has not been superseded.

© CROWN COPYRIGHT

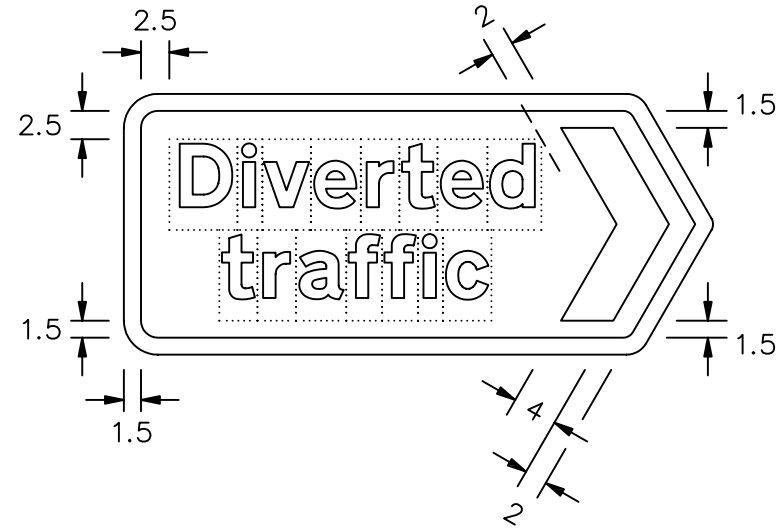
- NOTES: 1. The legend is from the Transport Heavy alphabet at the x-heights shown.
2. Details of diversion route symbols are given on drawing S 56 sheet 1.
3. The tile outlines do not form part of the signs.
4. COLOURS : Background ----- YELLOW  
Legend, Chevron & Border ---- BLACK  
Diversion route symbol ----- BLACK
5. DIMENSIONS : x-heights are in millimetres, other dimensions are in stroke widths. (4sw = x-height)
6. See section 7 of Chapter 7 of the Traffic Signs Manual for further details of direction sign design.



VARIANT



VARIANT



P2704

Department for  
**Transport**

Title: Temporary Signs  
DIRECTION OF ROUTE  
FOR DIVERTED TRAFFIC

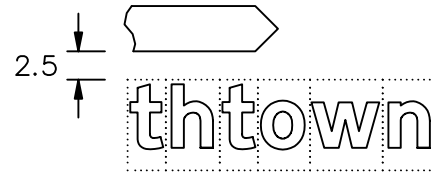
Issue: Date: Drawn by:  
A: 6.6.95 S.P.  
B: 10.2.05 Approved by:  
C: R.M.

Dimensions:  
SEE  
NOTE 5

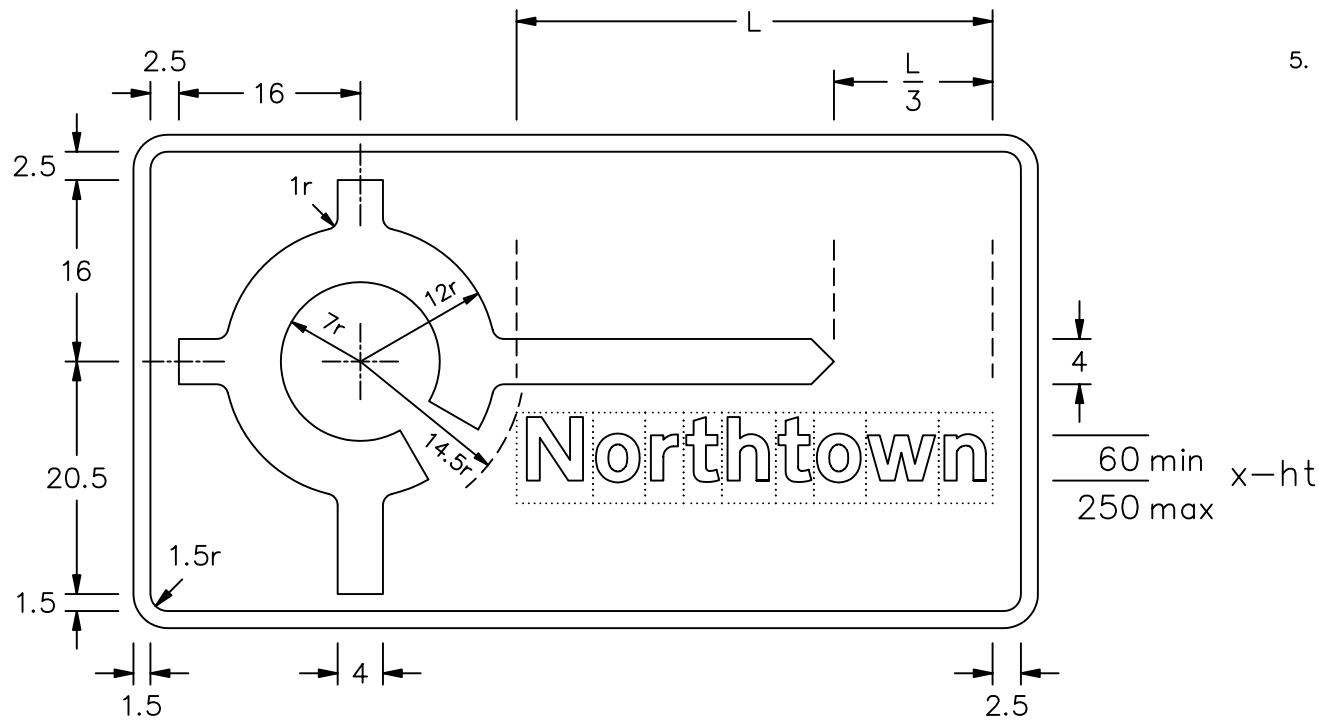
Drawing No.  
P 2704

Drawing No.  
P 2706

© CROWN COPYRIGHT



- NOTES:
1. The legend is from the Transport Heavy alphabet at the x-heights shown.
  2. The tile outlines do not form part of the sign.
  3. COLOURS : Background ----- YELLOW  
Legend, Route symbol & Border --- BLACK
  4. DIMENSIONS : x-heights are in millimetres, other dimensions are in stroke widths. (4sw = x-height)
  5. See Chapter 7 of the Traffic Signs Manual for further details of map type sign design, including the addition of warning triangles and regulatory roundels. Route arm widths (including stubs) are generally 4sw and are not related to the status of the route indicated as they are on permanent map type advance direction signs. Where the route symbol is varied to indicate a grade separated junction (similar to the route symbols shown in diagrams 2101.1 and 2101.2, TSRGD 2002) the arm width is 5sw.



DESIGN ILLUSTRATED IN TSRGD 2002

The route symbol shall be varied as appropriate and need not necessarily indicate a roundabout (see note 5)

Before using this drawing, confirm that it has not been superseded.

P2706

**Department for  
Transport**

Title: Temporary Sign  
MAP TYPE ADVANCE DIRECTION SIGN  
INDICATING TEMPORARY DIVERSION

Issue: Date: Drawn by: Dimensions:  
A: 6.6.95 S.P.  
B: 10.2.05 Approved by:  
C: R.M.

Dimensions:  
SEE  
NOTE 4

Drawing No.  
P 2706

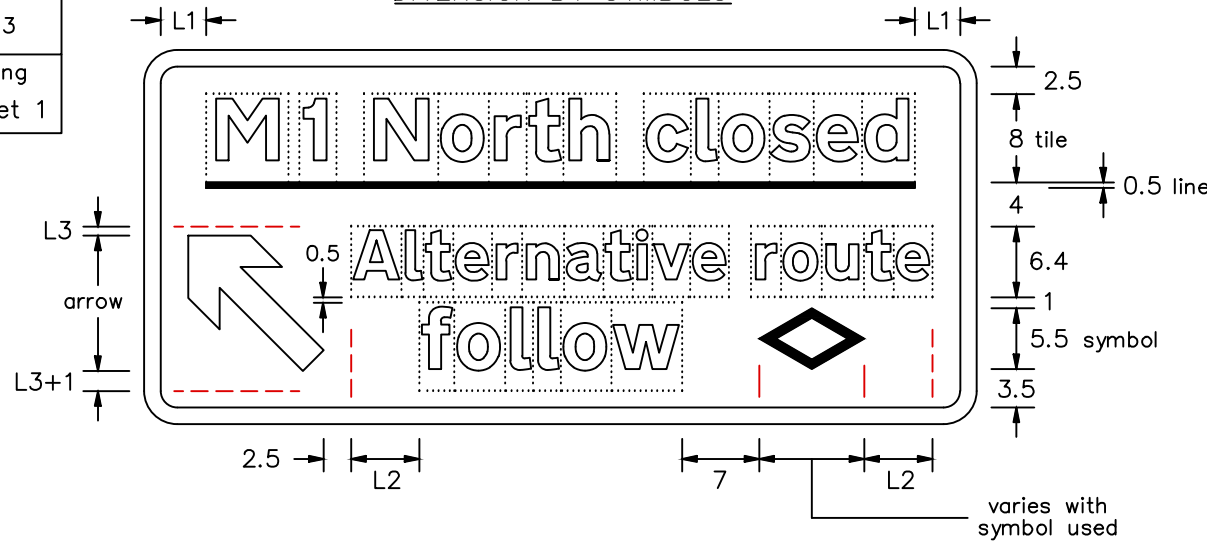


Drawing No.  
**P 2716**  
 Sheet 1 of 3

Related Drawing  
 S 56 Sheet 1

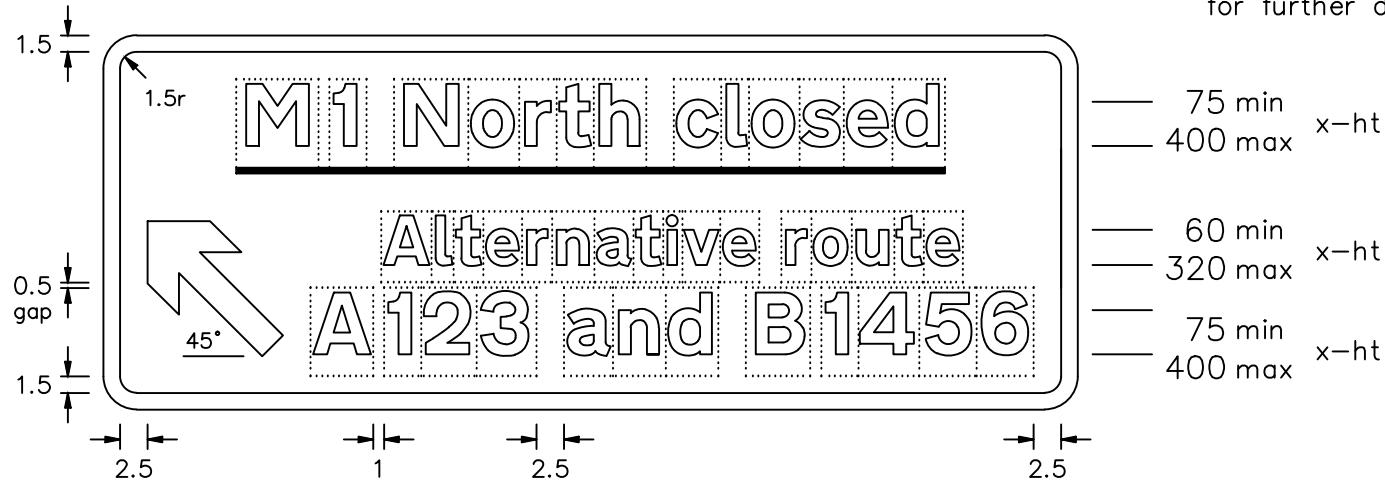
© CROWN COPYRIGHT

DIVERSION BY SYMBOLS



- NOTES:
1. The legend is from the Transport Heavy alphabet at the x-heights shown.
  2. Details of diversion route symbols are given on drawing S 56 sheet 1.
  3. The tile outlines do not form part of the signs.
  4. COLOURS: -  
 Background ----- YELLOW  
 Legend, Arrow & Border --- BLACK  
 Underline & Symbol ----- BLACK
  5. DIMENSIONS : x-heights are in millimetres, other dimensions are in stroke widths related to the x-height of 'M1 North closed'. (4sw = x-ht)

DIVERSION BY ROUTE NUMBERS



See Traffic Signs Manual Chapter 7 for further details on sign design.

P2716-1

Before using this drawing, confirm that it has not been superseded.

**Department for  
 Transport**

Title: Emergency Signs  
 DIVERSION ROUTE AHEAD

Issue: Date:  
 A: 8.6.95  
 B: 25.2.05  
 C: 11.11.11

Drawn by : S.P.  
 Approved by: R.M.

Dimensions :  
 SEE NOTE 5

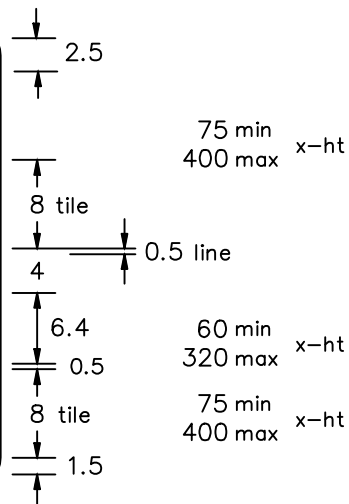
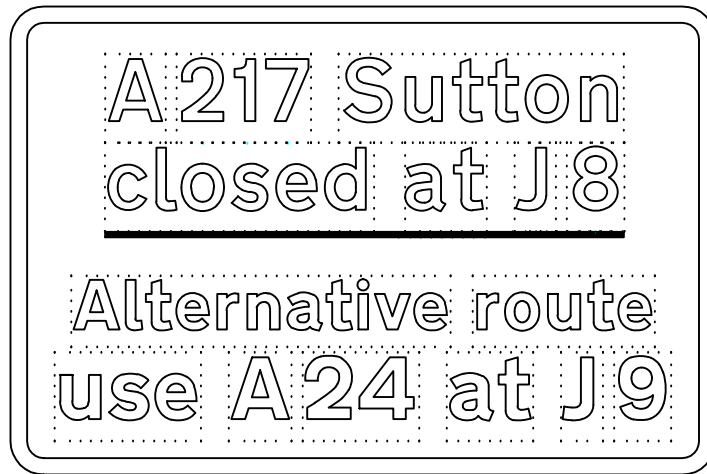
Drawing No.  
**P 2716**  
 Sheet 1 of 3

Drawing No.  
**P 2716**  
 Sheet 2 of 3

Related Drawing  
 S 56 Sheet 1

© CROWN COPYRIGHT

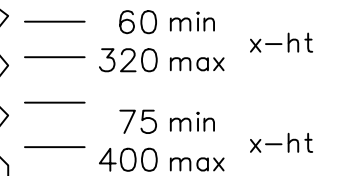

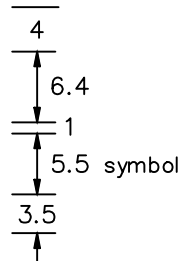
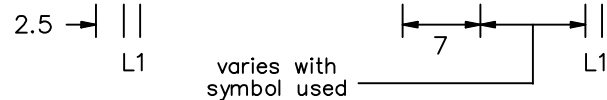
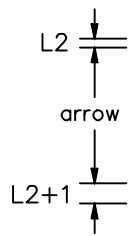

VARIANT



- NOTES: 1. The legend is from the Transport Heavy alphabet at the x-heights shown on this sheet.
2. Details of diversion route symbols are given on drawing S 56 sheet 1.
3. The tile outlines do not form part of the signs.
4. COLOURS: -  
 Background ----- YELLOW  
 Legend, Arrow & Border --- BLACK  
 Underline & Symbol ----- BLACK
5. DIMENSIONS : x-heights are in millimetres, other dimensions are in stroke widths. (4sw = x-ht)

See Traffic Signs Manual Chapter 7 for further details on sign design.

VARIANT

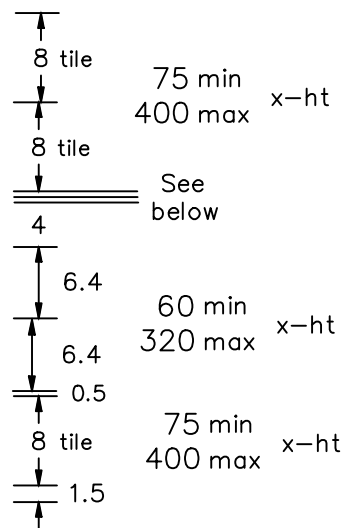
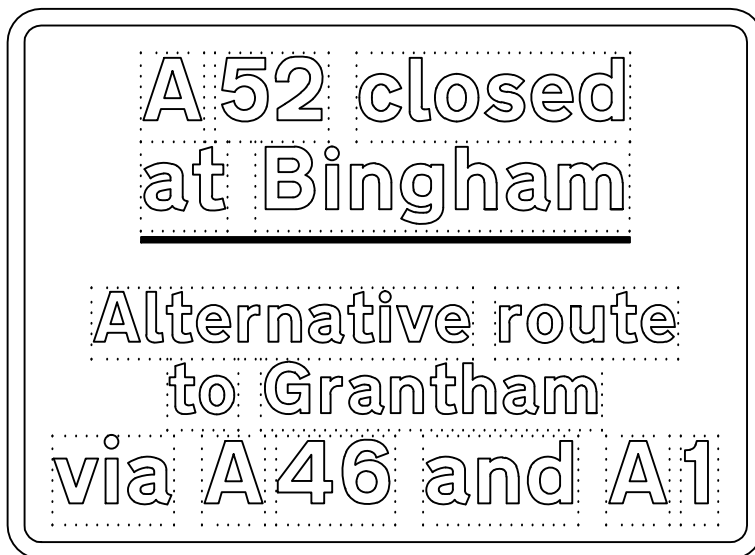


P2716-2

Before using this drawing, confirm that it has not been superseded.

	Title:	Emergency Signs	Issue:	Date:	Drawn by:	Dimensions:	Drawing No.
		DIVERSION ROUTE AHEAD	A:	8.6.95	A.K.	SEE NOTE 5	P 2716
			B:	25.2.05	Approved by:		Sheet 2 of 3
			C:	11.11.11	J.B.		

VARIANT

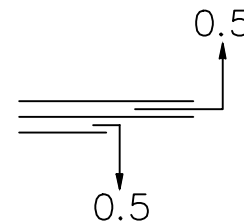


- NOTES: 1. The legend is from the Transport Heavy alphabet at the x-heights shown.
2. The tile outlines do not form part of the signs.
3. COLOURS:—  
Background ----- YELLOW  
Legend & Border ----- BLACK  
Underline ----- BLACK
4. DIMENSIONS : x-heights are in millimetres, other dimensions are in stroke widths. (4sw = x-ht)



See Traffic Signs Manual Chapter 7 for further details on sign design.

The underline is moved down by 0.5sw when the legend immediately above has a descender.




P2716-3

Before using this drawing, confirm that it has not been superseded.

<p><b>Department for Transport</b></p>	Title:	Emergency Signs	Issue:	Date:	Drawn by:	Dimensions:	Drawing No.
		DIVERSION ROUTE AHEAD	A:	8.6.95	A.K.	SEE NOTE 4	P 2716
			B:	25.2.05	Approved by:		Sheet 3 of 3
			C:	11.11.11	J.B.		

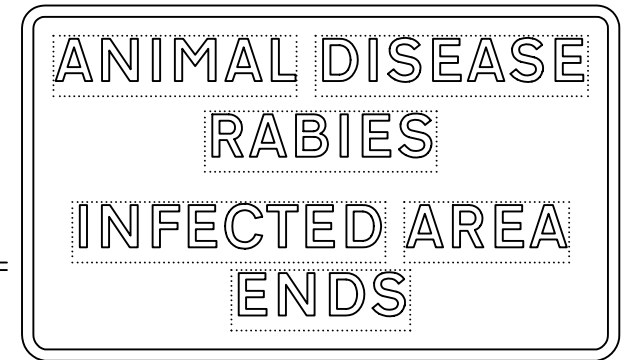
Drawing No.  
P 574

© CROWN COPYRIGHT

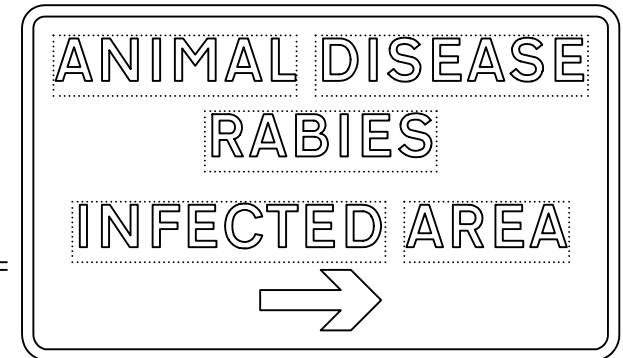


VARIANT (name of disease on two lines)

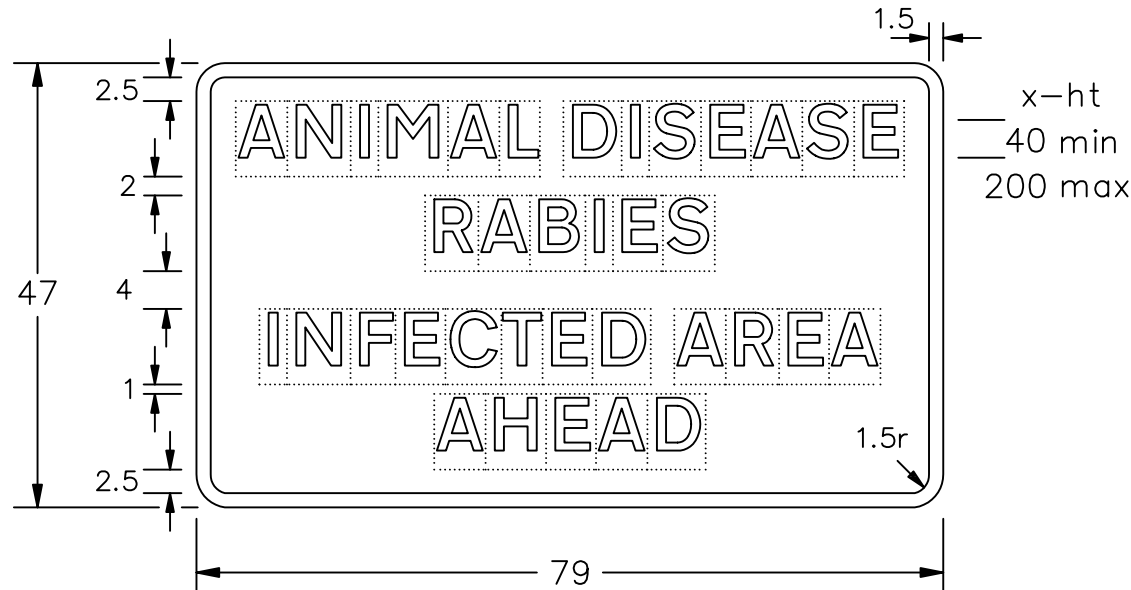
- NOTES: 1. The legend is from the Transport Medium alphabet at the x-heights shown.
2. The tile outlines do not form part of the signs.
3. COLOURS : Background ----- RED  
Legend, Arrow & Border ---- WHITE
4. DIMENSIONS : x-heights are in millimetres, other dimensions are in stroke widths. (4sw = x-height)



VARIANT



VARIANT



P574

Before using this drawing, confirm that it has not been superseded.

Department for  
**Transport**

Title: Warning Signs  
ANIMAL DISEASE  
INFECTED AREA AHEAD

Issue: Date: Drawn by:  
A: 8.7.94 S.P.  
B: 7.7.04 Approved by:  
C: R.M.

Dimensions:  
SEE NOTE 4

Drawing No.  
P 574

Drawing No.  
P 7001.3

Before using this drawing, confirm that it has not been superseded.

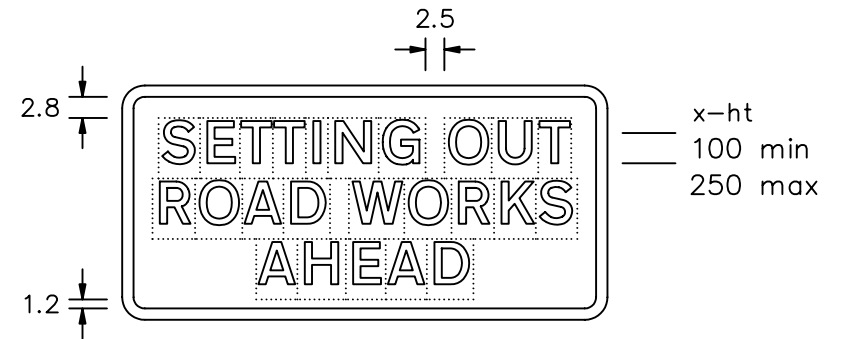
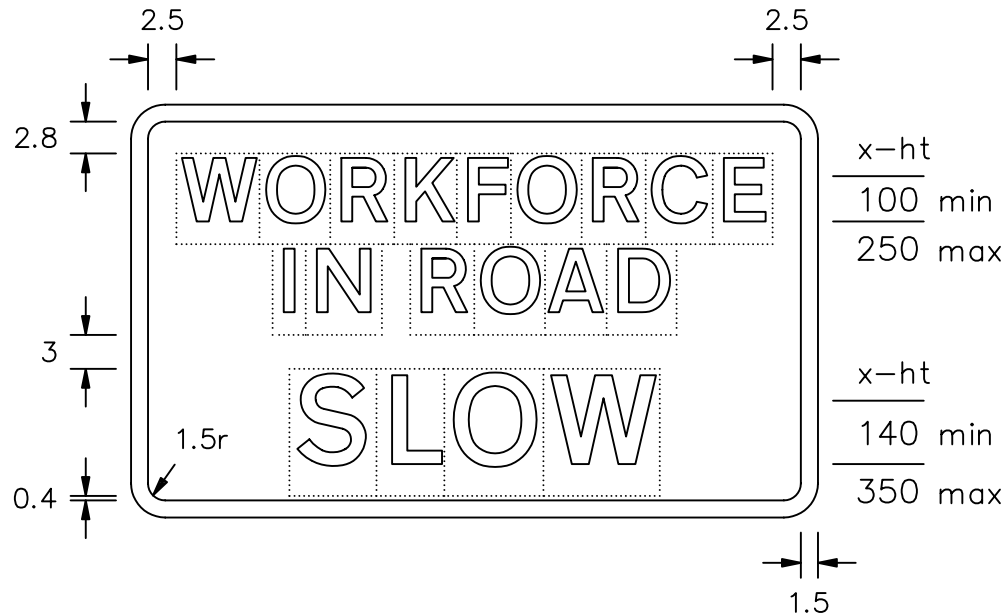
© CROWN COPYRIGHT

NOTES: 1. The legend is from the Transport Medium alphabet at the x-heights shown.

2. The tile outlines do not form part of the signs.

3. COLOURS : Background ----- RED  
Legend & Border ---- WHITE

4. DIMENSIONS : x-heights are in millimetres, other dimensions are in stroke widths based on the x-height of 'WORKFORCE'. (4sw = x-height)



VARIANT

P7001x3

Department for  
**Transport**

Title: Temporary Signs  
WORKFORCE IN ROAD  
and VARIANT

Issue: Date:  
A: 8.12.04  
B:  
C:

Drawn by:  
R.M.  
Approved by:  
R.M.

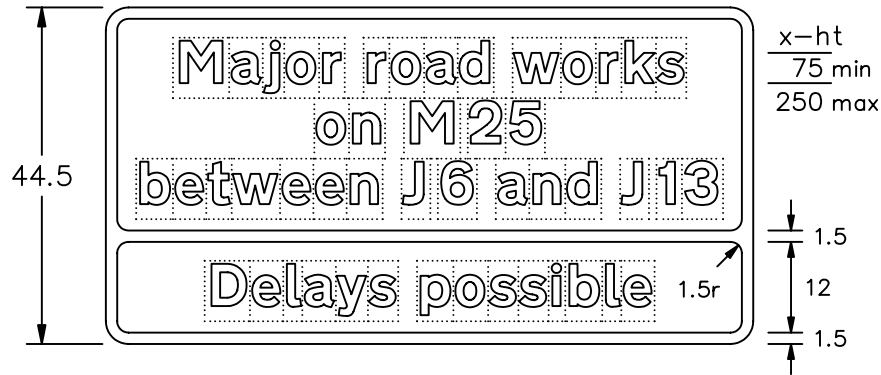
Dimensions:  
SEE  
NOTE 4

Drawing No.  
P 7001.3

Drawing No.  
P 7002A

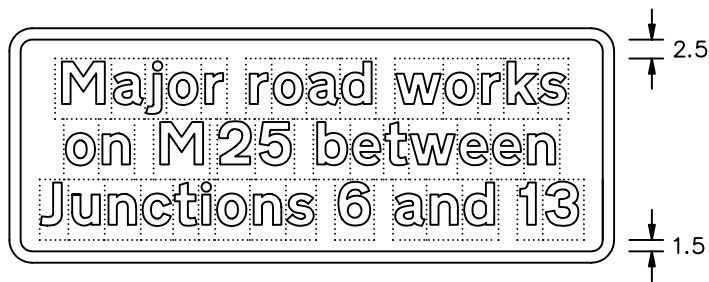
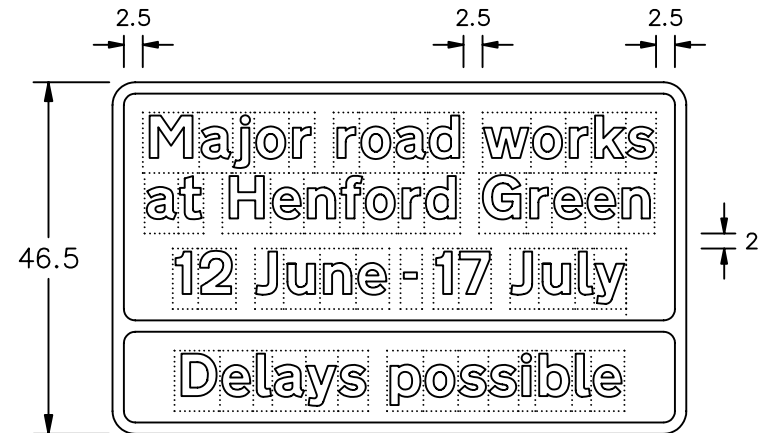
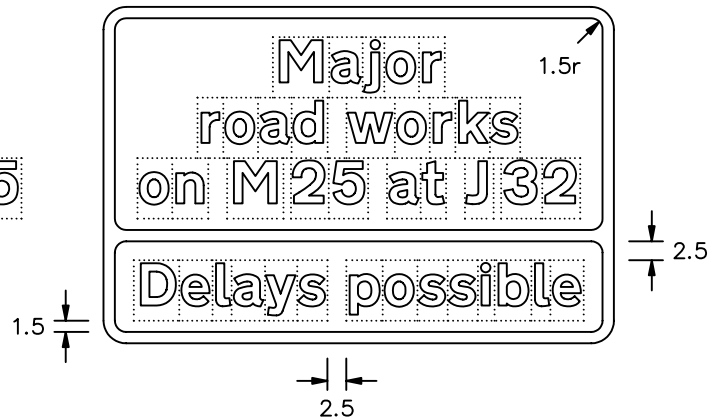
© CROWN COPYRIGHT

J 13



- NOTES: 1. The legend is from the Transport Heavy alphabet at the x-heights shown.
2. The tile outlines do not form part of the signs.
3. COLOURS : Background ----- YELLOW  
Legend & Borders ---- BLACK
4. DIMENSIONS : x-heights are in millimetres, other dimensions are in stroke widths. (4sw = x-ht)

M 25



12 June - 17 July

P7002A

Before using this drawing, confirm that it has not been superseded.

Department for  
**Transport**

Title: Road Works Signs  
LOCATION OF ROAD WORKS

Issue: Date: Drawn by: Dimensions:  
A: 11.2.05 L.W.  
B: Approved by:  
C: R.M.

SEE  
NOTE 4

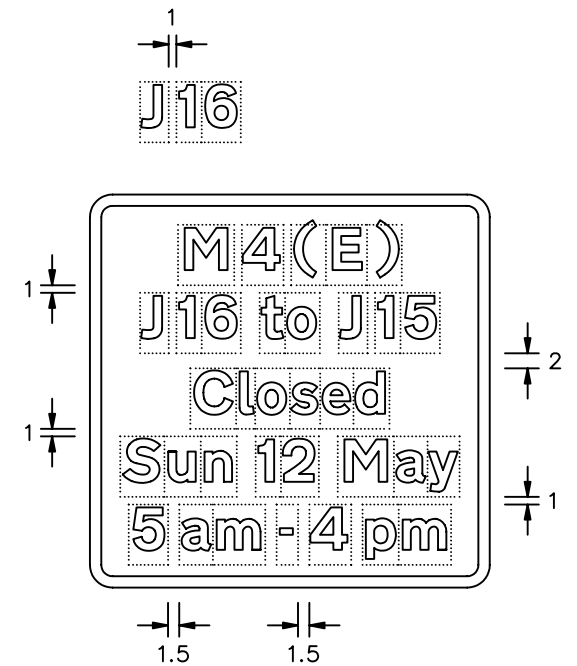
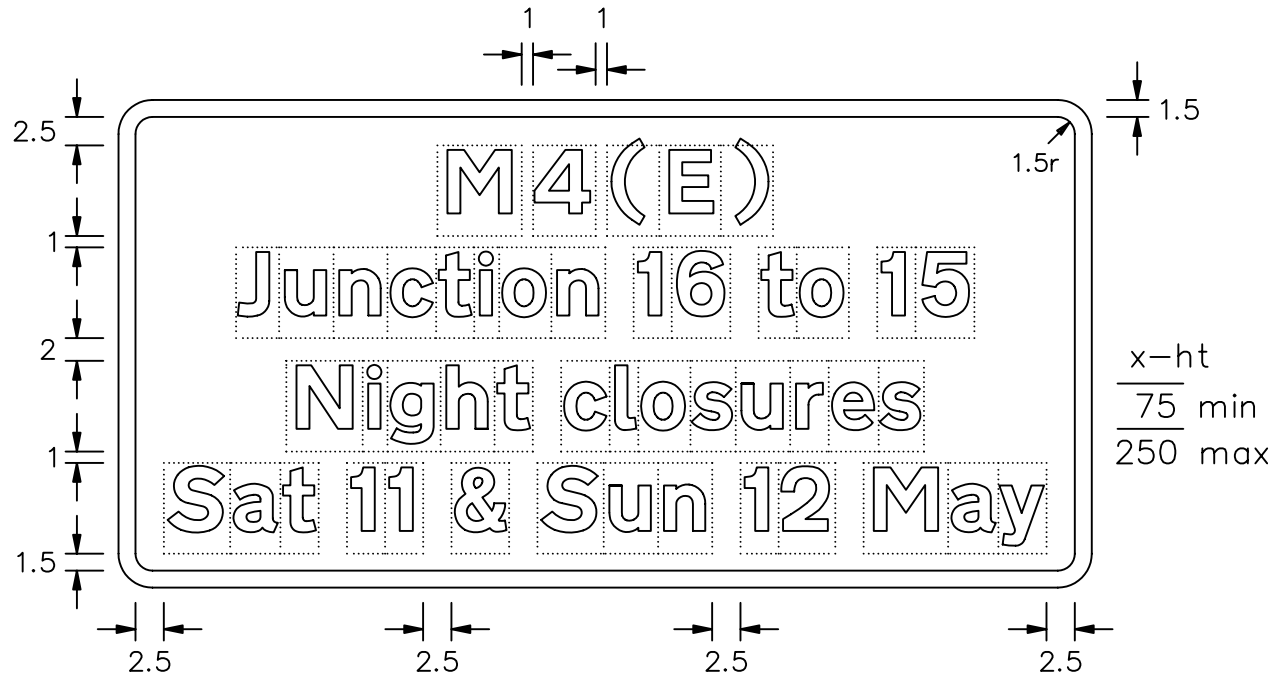
Drawing No.  
P 7002A

Drawing No.  
P 7002B

Before using this drawing, confirm that it has not been superseded.

© CROWN COPYRIGHT

- NOTES: 1. The legend is from the Transport Heavy alphabet at the x-heights shown.
2. The tile outlines do not form part of the signs.
3. COLOURS : Background ----- YELLOW  
Legend & Border ---- BLACK
4. DIMENSIONS : x-heights are in millimetres, other dimensions are in stroke widths. (4sw = x-ht)



VARIANT

P7002B

Department for  
**Transport**

Title: Road Works Signs  
TIME AND DATE OF  
ROAD CLOSURE

Issue: Date: Drawn by:  
A: 14.2.05 L.W.  
B: Approved by:  
C: R.M.

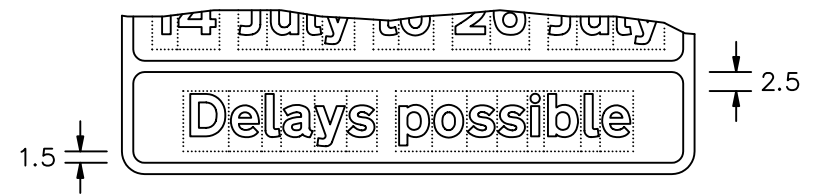
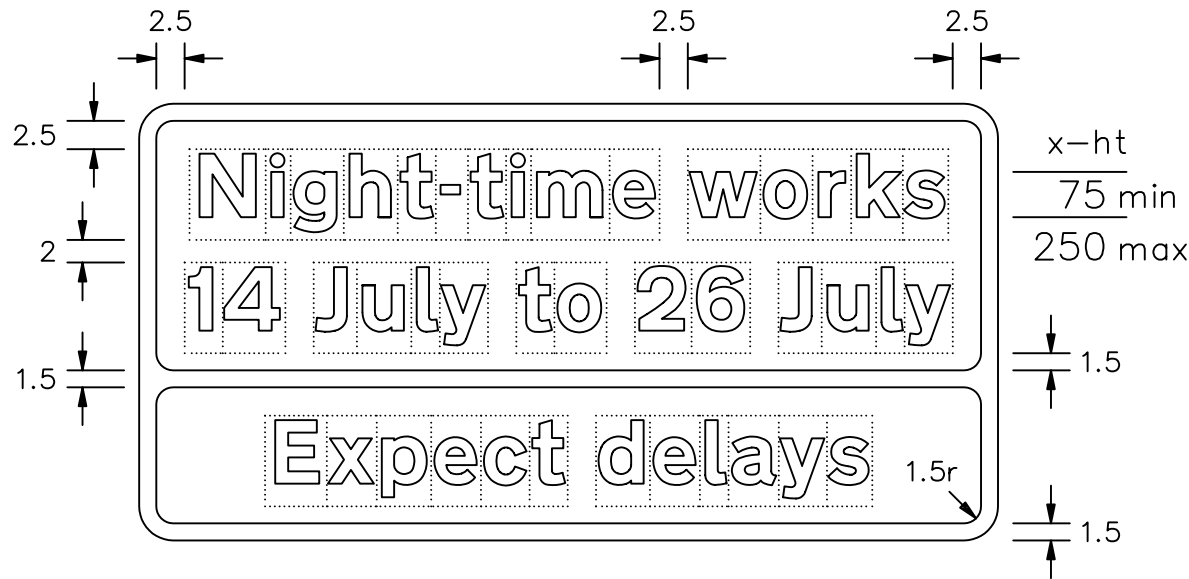
Dimensions:  
SEE  
NOTE 4

Drawing No.  
P 7002B

Drawing No.  
P 7002.1

© CROWN COPYRIGHT

- NOTES: 1. The legend is from the Transport Heavy alphabet at the x-heights shown.
2. The tile outlines do not form part of the signs.
3. COLOURS : Background ----- YELLOW  
Legend & Borders ---- BLACK
4. DIMENSIONS : x-heights are in millimetres, other dimensions are in stroke widths. (4sw = x-height)



VARIANT

P7002x1

Before using this drawing, confirm that it has not been superseded.

**Department for  
Transport**

Title: Road Works Signs  
DATES WHEN OVERNIGHT ROAD  
WORKS ARE TO TAKE PLACE

Issue: Date: Drawn by:  
A: 14.1.05 L.W.  
B: Approved by:  
C: R.M.

Dimensions:  
SEE  
NOTE 4

Drawing No.  
P 7002.1

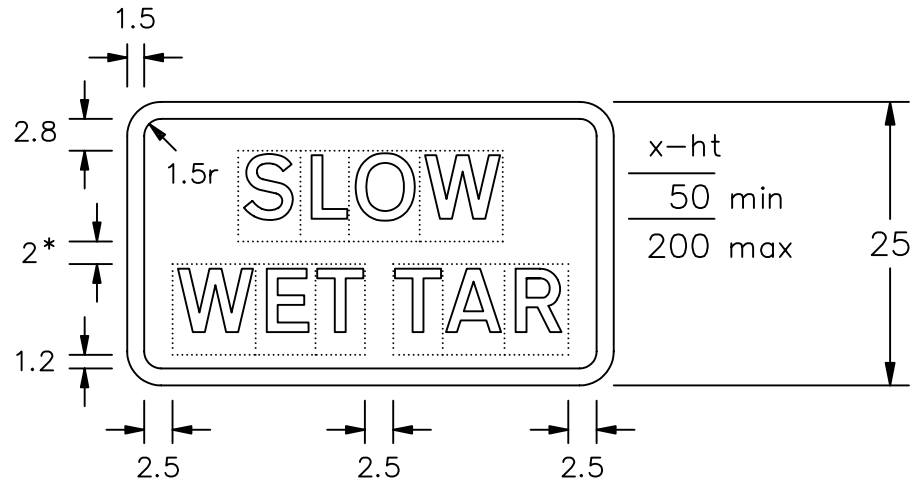


Drawing No.  
P 7010.1  
Sheet 1 of 2


Before using this drawing, confirm that it has not been superseded.

© CROWN COPYRIGHT

- NOTES: 1. The legend is from the Transport Medium alphabet at the x-heights shown.
2. The tile outlines do not form part of the signs.
3. COLOURS : Background ----- RED  
Legend & Border ---- WHITE
4. DIMENSIONS : x-heights are in millimetres, other dimensions are in stroke widths. (4sw = x-height)
5. See sheet 2 for other variants.



\* This dimension applies only to 'SLOW WET TAR'



P7010x1-1

Department for  
**Transport**

Title: Temporary Signs  
TEMPORARY HAZARD

Issue: A: 3.2.05  
B:  
C:

Drawn by: L.W.  
Approved by: R.M.

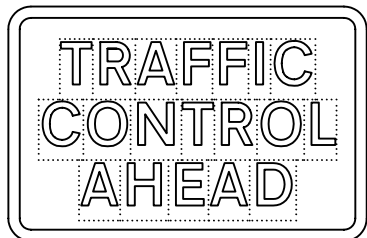

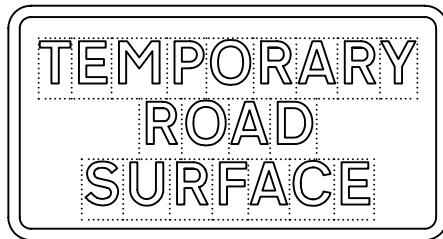
Dimensions: SEE NOTE 4

Drawing No. P 7010.1  
Sheet 1 of 2

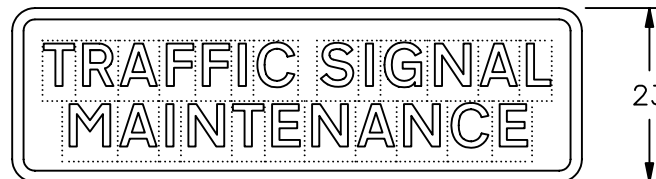
Drawing No.  
 P 7010.1  
 Sheet 2 of 2

© CROWN COPYRIGHT

- NOTES: 1. The legend is from the Transport Medium alphabet at the x-heights shown.
2. The tile outlines do not form part of the signs.
3. COLOURS : Background ----- RED  
 Legend & Border ---- WHITE
4. DIMENSIONS : x-heights are in millimetres, other dimensions are in stroke widths. (4sw = x-height)
5. See sheet 1 for other dimensions and other variants.



$\frac{x-ht}{50}$  min  
 200 max



P7010x1-2

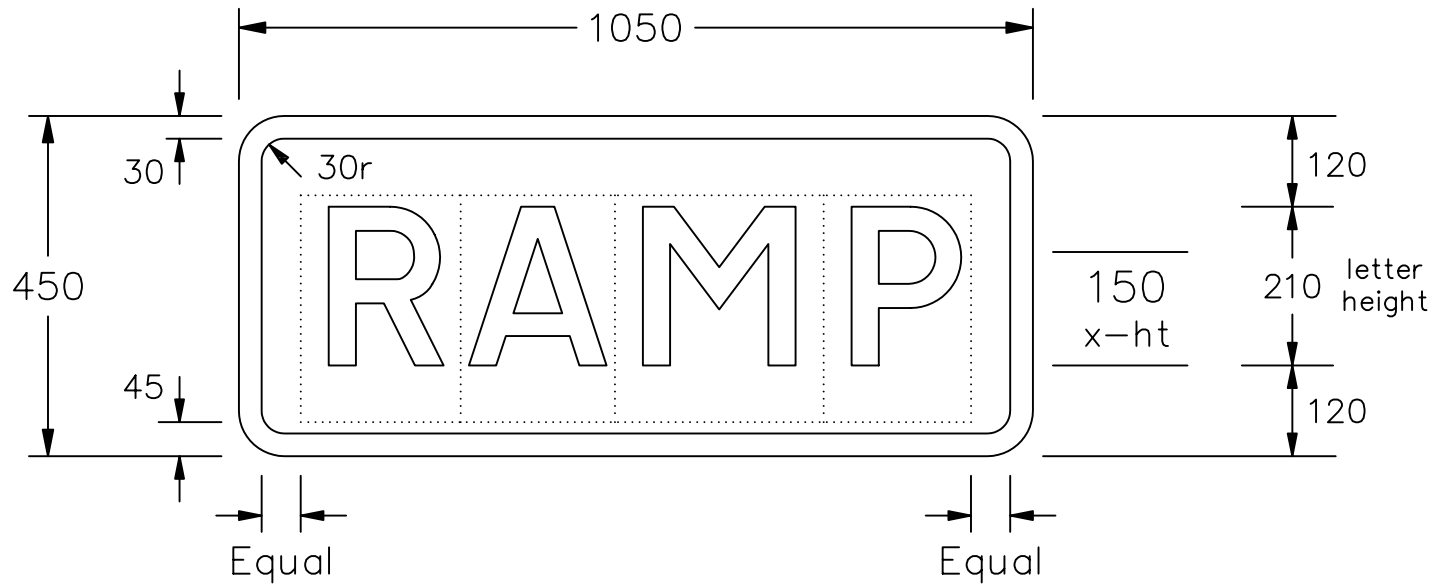
Before using this drawing, confirm that it has not been superseded.

<b>Department for          Transport</b>	Title : Temporary Signs TEMPORARY HAZARD	Issue :	Date :	Drawn by :	Dimensions :	Drawing No. :
		A :	3.2.05	L.W.	SEE NOTE 4	P 7010.1 Sheet 2 of 2
		B :		Approved by :		
		C :		R.M.		

Drawing No.  
P 7013

© CROWN COPYRIGHT

- NOTES: 1. The legend is from the Transport Medium alphabet at the x-height shown.
2. The tile outlines do not form part of the sign.
3. COLOURS : Background ----- RED  
Legend & Border --- WHITE



P7013

Before using this drawing, confirm that it has not been superseded.

Department for  
**Transport**

Title: Road Works Sign  
RAMP

Issue: Date: Drawn by:  
A: 8.11.95 S.P.  
B: 6.1.05 Approved by:  
C: R.M.

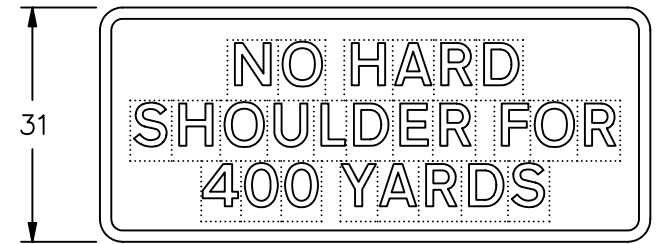
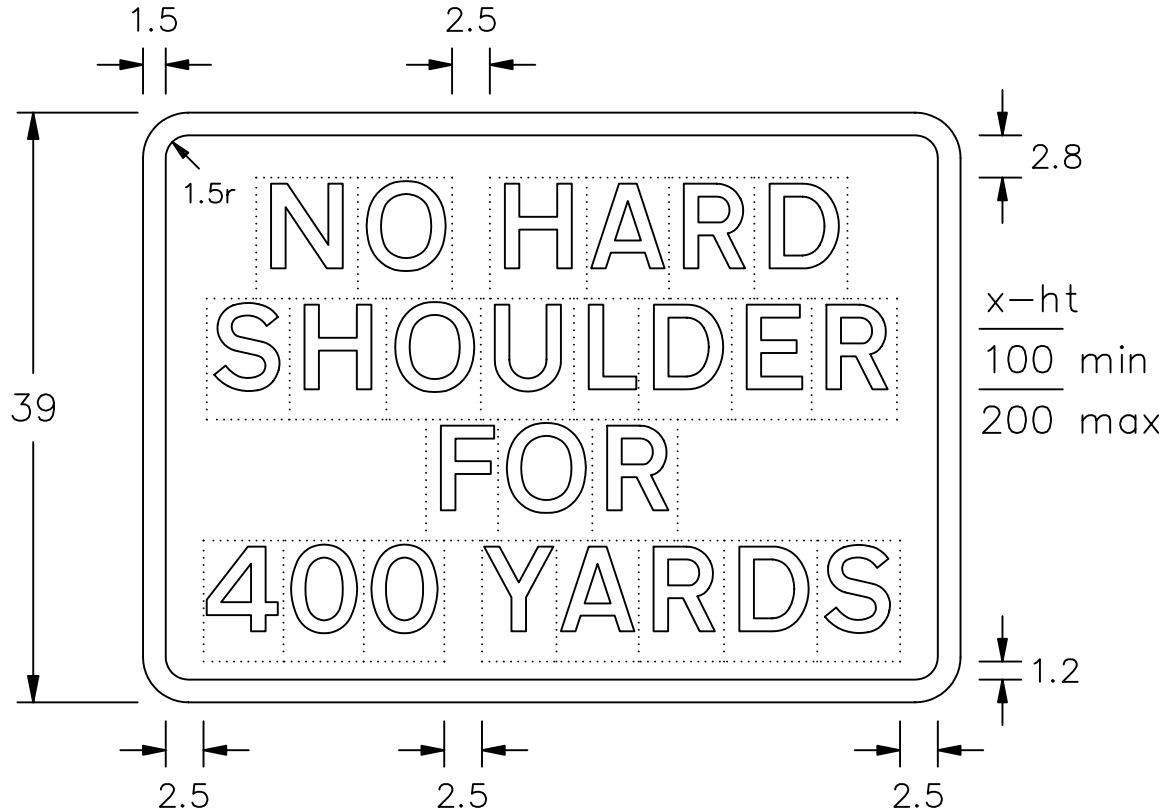
Dimensions:  
MILLIMETRES

Drawing No.  
P 7013

Drawing No.  
P 7015

© CROWN COPYRIGHT

- NOTES: 1. The legend is from the Transport Medium alphabet at the x-heights shown.
2. The tile outlines do not form part of the sign.
3. COLOURS : Background ----- RED  
Legend & Border ---- WHITE
4. DIMENSIONS : x-heights are in millimetres, other dimensions are in stroke widths. (4sw = x-height)



ALTERNATIVE LAYOUT

P7015

Before using this drawing, confirm that it has not been superseded.

Department for  
**Transport**

Title: Temporary Sign  
NO HARD SHOULDER

Issue: Date:  
A: 10.11.95  
B: 7.1.05  
C:

Drawn by: S.P.  
Approved by: R.M.

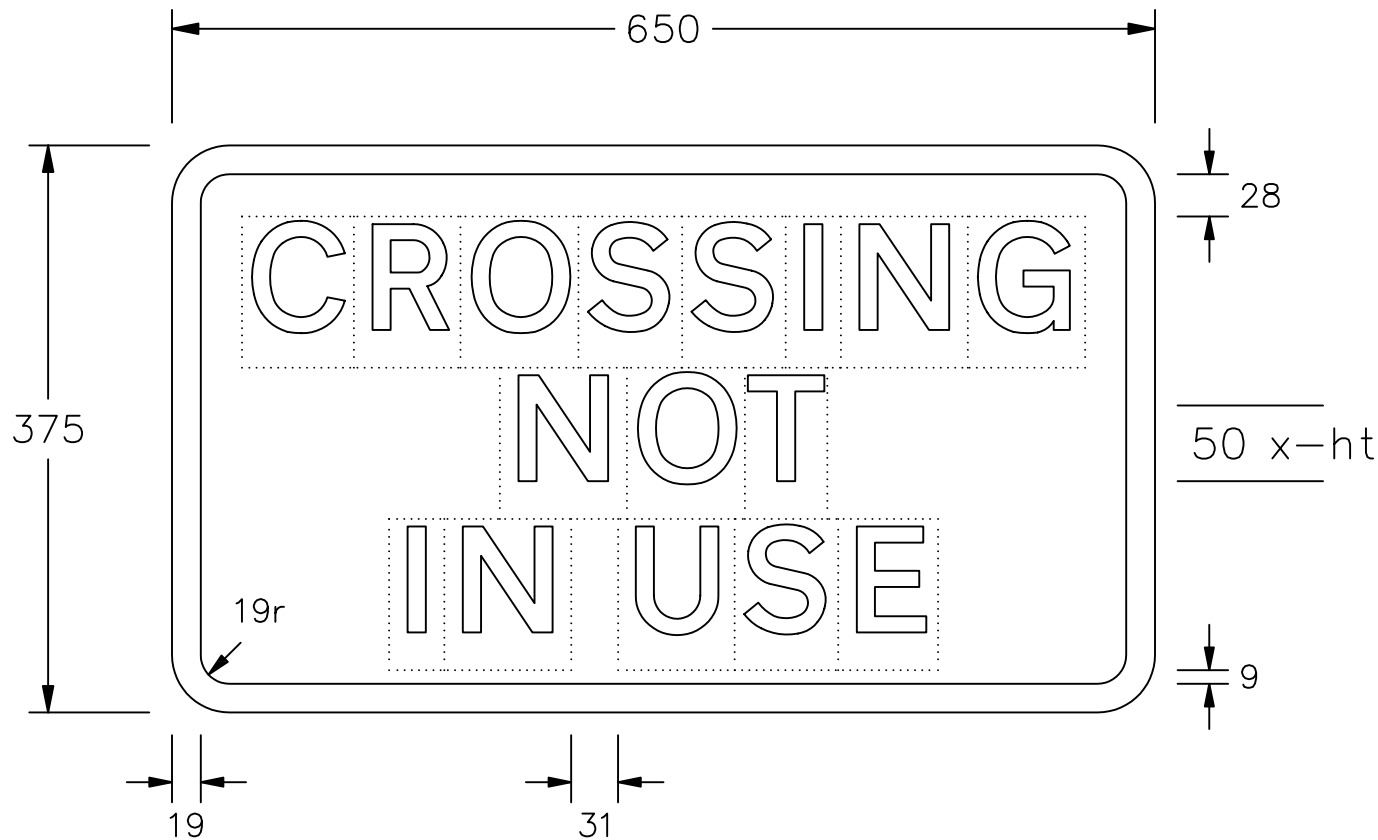
Dimensions:  
SEE  
NOTE 4

Drawing No.  
P 7015

Drawing No.  
P 7016

© CROWN COPYRIGHT

- NOTES: 1. The legend is from the Transport Medium alphabet at the x-height shown.
2. The tile outlines do not form part of the sign.
3. COLOURS : Background ----- RED  
Legend & Border --- WHITE



P7016

Before using this drawing, confirm that it has not been superseded.

<p><b>Department for Transport</b></p>	Title:	Temporary Sign	Issue:	Date:	Drawn by:	Dimensions:	Drawing No.
		CROSSING NOT IN USE	A:	13.11.95	S.P.	MILLIMETRES	P 7016
	(Sign for pedestrians, cyclists or equestrians)	B:	7.1.05	Approved by:	R.M.		
			C:				

Drawing No.  
P 7017

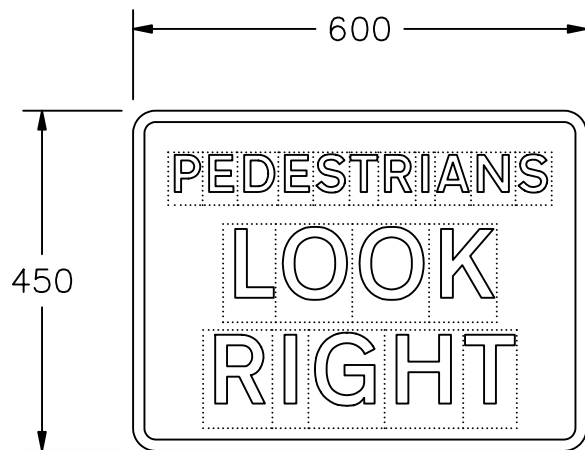
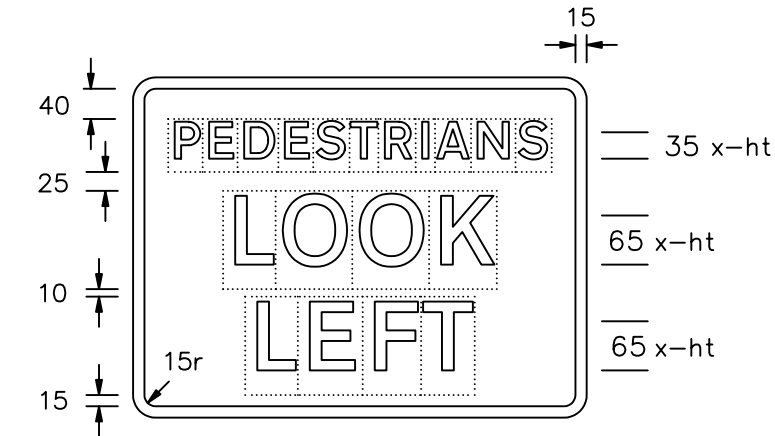
© CROWN COPYRIGHT

NOTES: 1. The legend is from the Transport Medium alphabet at the x-heights shown.

2. The tile outlines do not form part of the signs.

3. COLOURS : Background ----- RED  
Legend & Border ---- WHITE

4. All signs have the same overall dimensions.



VARIANT



VARIANT

P7017

Before using this drawing, confirm that it has not been superseded.

Department for  
**Transport**

Title: Temporary Signs  
WARNING SIGNS  
FOR PEDESTRIANS

Issue: Date: Drawn by:  
A: 13.11.95 S.P.  
B: 7.1.05 Approved by:  
C: R.M.

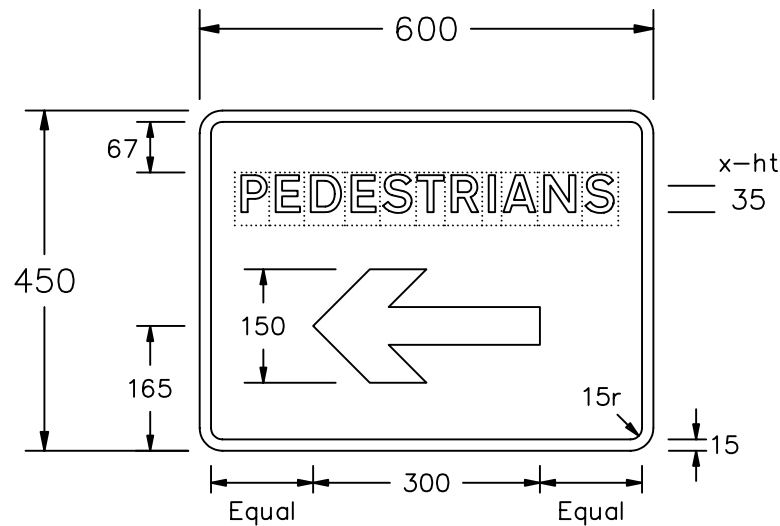
Dimensions:  
MILLIMETRES

Drawing No.  
P 7017

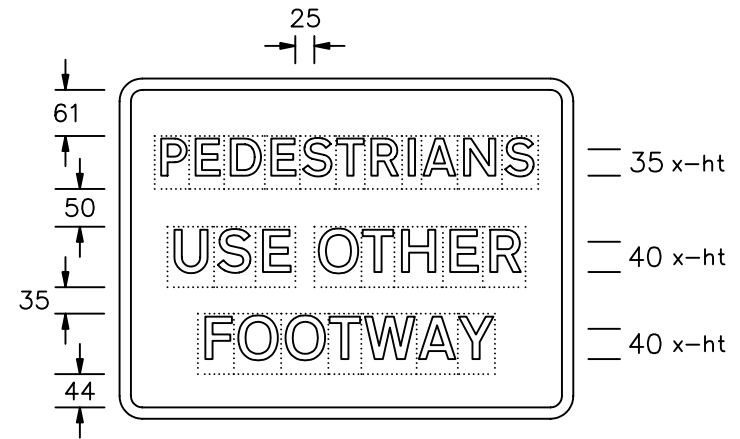
Drawing No.  
P 7018

© CROWN COPYRIGHT

- NOTES: 1. The legend is from the Transport Medium alphabet at the x-heights shown.
2. The tile outlines do not form part of the signs.
3. COLOURS : Background ----- RED  
Legend, Arrow & Border --- WHITE
4. Both signs have the same overall dimensions.



The arrow may point horizontally to the right



VARIANT

P7018

Before using this drawing, confirm that it has not been superseded.

Department for  
**Transport**

Title: Temporary Signs  
TEMPORARY ROUTE  
FOR PEDESTRIANS

Issue: Date: Drawn by:  
A: 13.11.95 S.P.  
B: 7.1.05 Approved by:  
C: R.M.

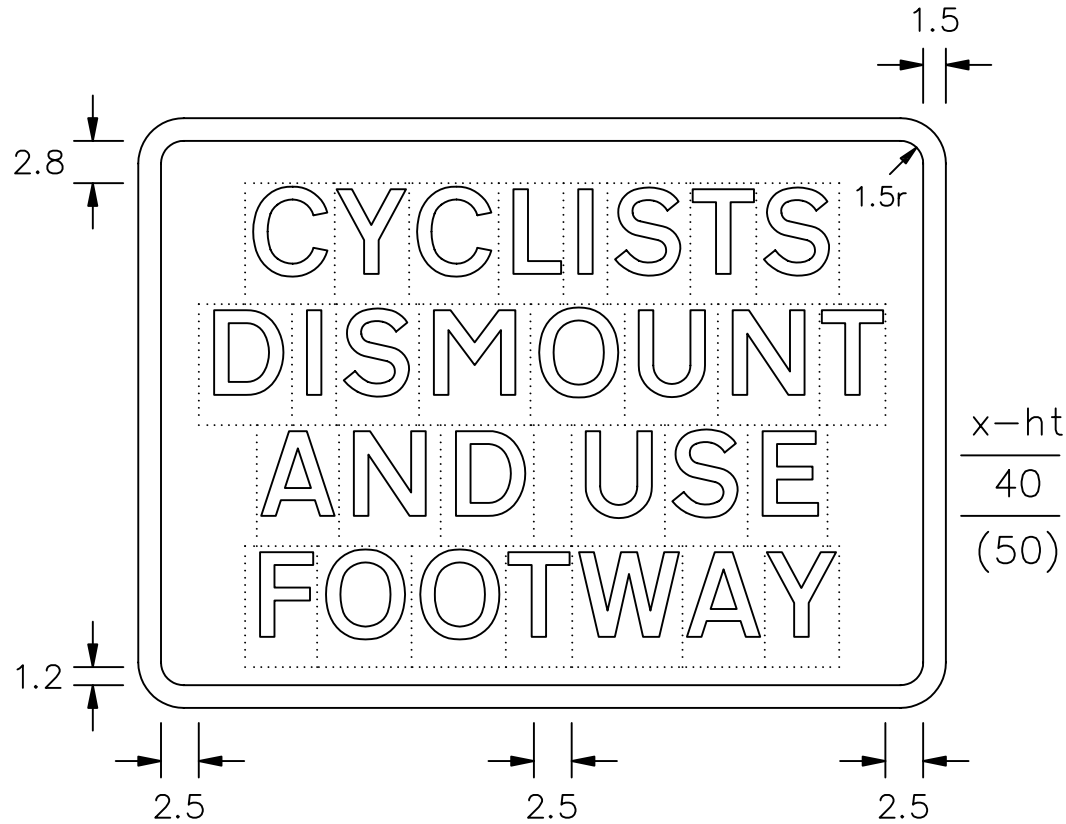
Dimensions:  
MILLIMETRES

Drawing No.  
P 7018

Drawing No.  
P 7018.1

© CROWN COPYRIGHT

- NOTES: 1. The legend is from the Transport Medium alphabet at the x-heights shown.
2. The tile outlines do not form part of the sign.
3. COLOURS : Background ----- RED  
Legend & Border --- WHITE
4. DIMENSIONS : x-heights are in millimetres, other dimensions are in stroke widths. (4sw = x-height)



P7018x1

Before using this drawing, confirm that it has not been superseded.

*Department for*  
**Transport**

Title: Temporary Sign  
CYCLISTS DISMOUNT  
AND USE FOOTWAY

Issue: Date:  
A: 3.2.05  
B:  
C:

Drawn by: L.W.  
Approved by: R.M.

Dimensions:  
SEE  
NOTE 4

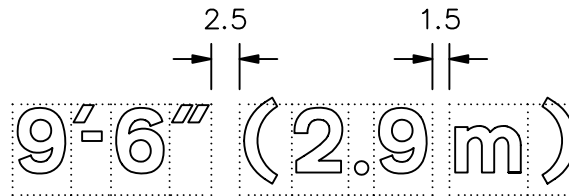
Drawing No.  
P 7018.1



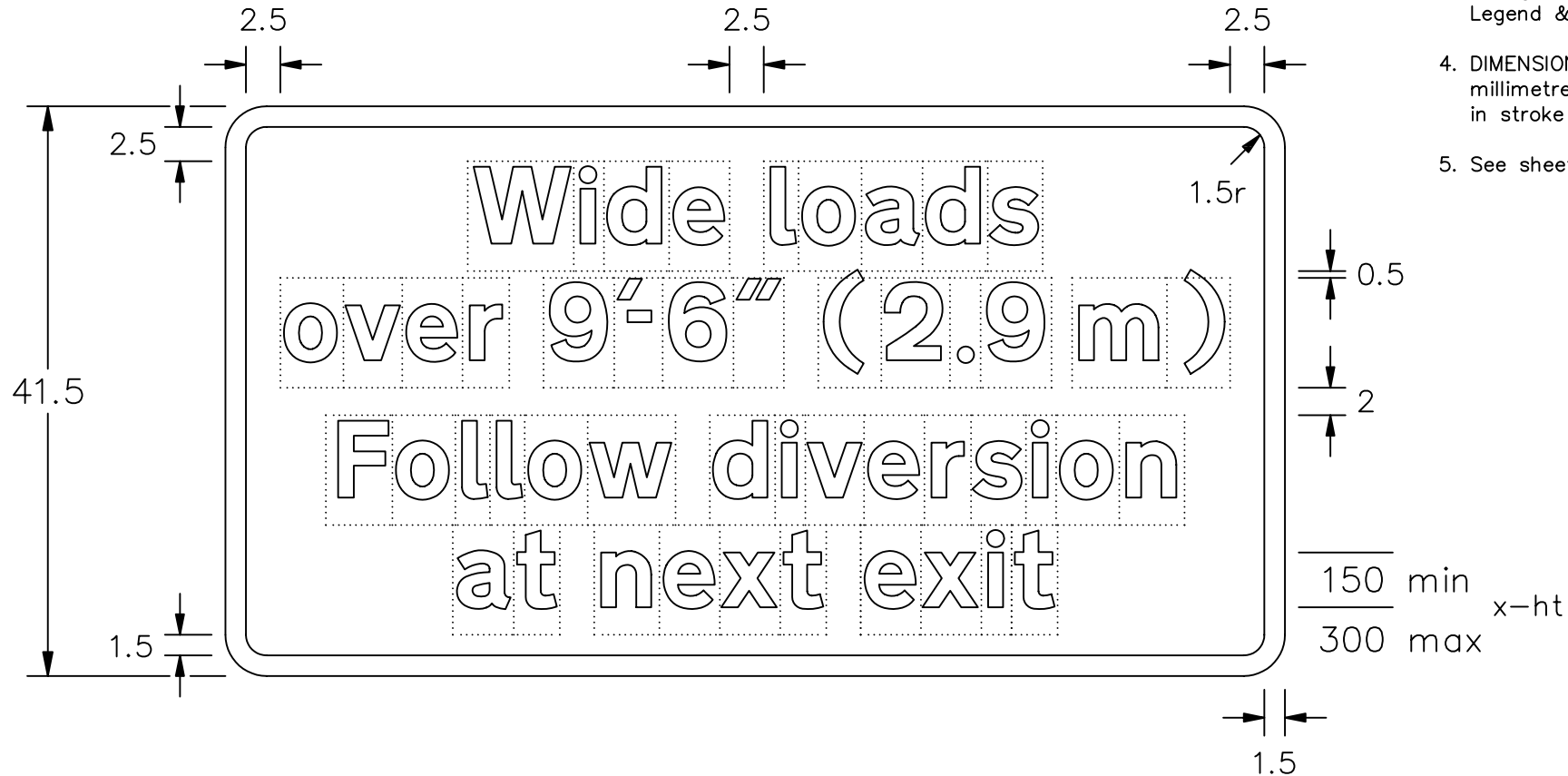
Drawing No.  
**P 7292**  
 Sheet 1 of 2

Before using this drawing, confirm  
 that it has not been superseded.

© CROWN COPYRIGHT



- NOTES: 1. The legend is from the Transport Heavy alphabet at the x-heights shown.
2. The tile outlines do not form part of the sign.
3. COLOURS: –  
 Background ----- YELLOW  
 Legend & Border --- BLACK
4. DIMENSIONS : x-heights are in millimetres, other dimensions are in stroke widths. (4sw = x-height)
5. See sheet 2 for variants.



P7292-1

Department for  
**Transport**

Title: Temporary Sign  
 INSTRUCTIONS TO DRIVERS  
 OF WIDE LOADS

Issue: A: 8.12.04  
 B:  
 C:

Drawn by: L.W.  
 Approved by: R.M.

Dimensions: SEE NOTE 4

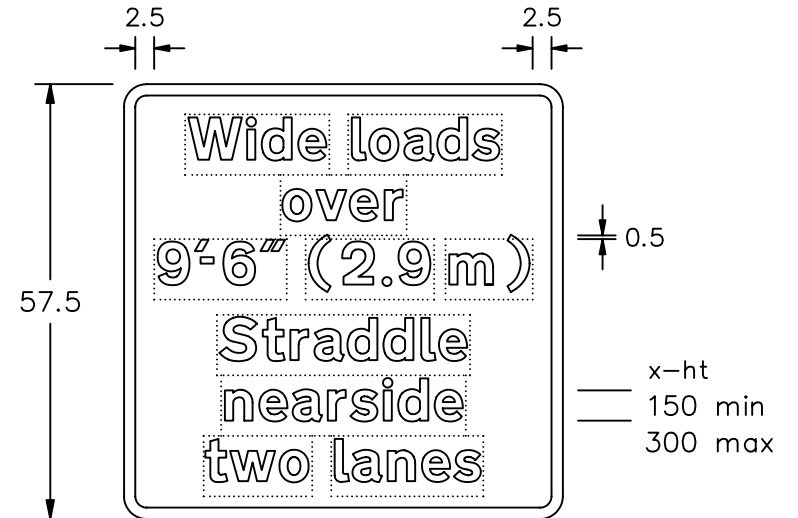
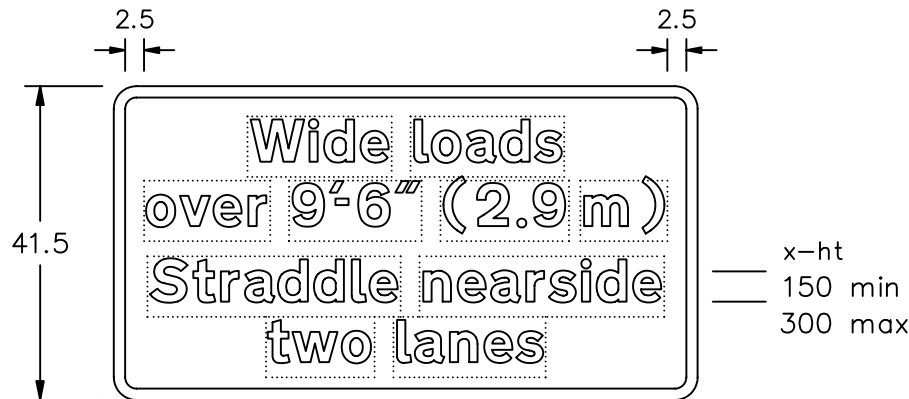
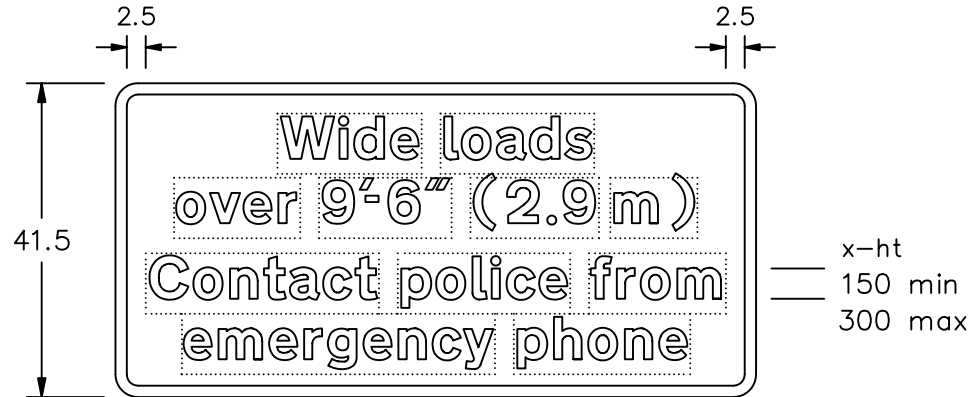
Drawing No. P 7292  
 Sheet 1 of 2

Drawing No.  
**P 7292**  
 Sheet 2 of 2

Before using this drawing, confirm  
 that it has not been superseded.

© CROWN COPYRIGHT

- NOTES: 1. The legend is from the Transport Heavy alphabet at the x-heights shown.
2. The tile outlines do not form part of the signs.
3. COLOURS : Background ----- YELLOW  
 Legend & Border --- BLACK
4. DIMENSIONS : x-heights are in millimetres, other dimensions are in stroke widths. (4sw = x-height)
5. See sheet 1 for other dimensions.



P7292-2

Department for  
**Transport**

Title: Temporary Signs  
 INSTRUCTIONS TO DRIVERS  
 OF WIDE LOADS (variants)

Issue: Date:  
 A: 8.12.04  
 B:  
 C:

Drawn by:  
 L.W.  
 Approved by:  
 R.M.

Dimensions:  
 SEE  
 NOTE 4

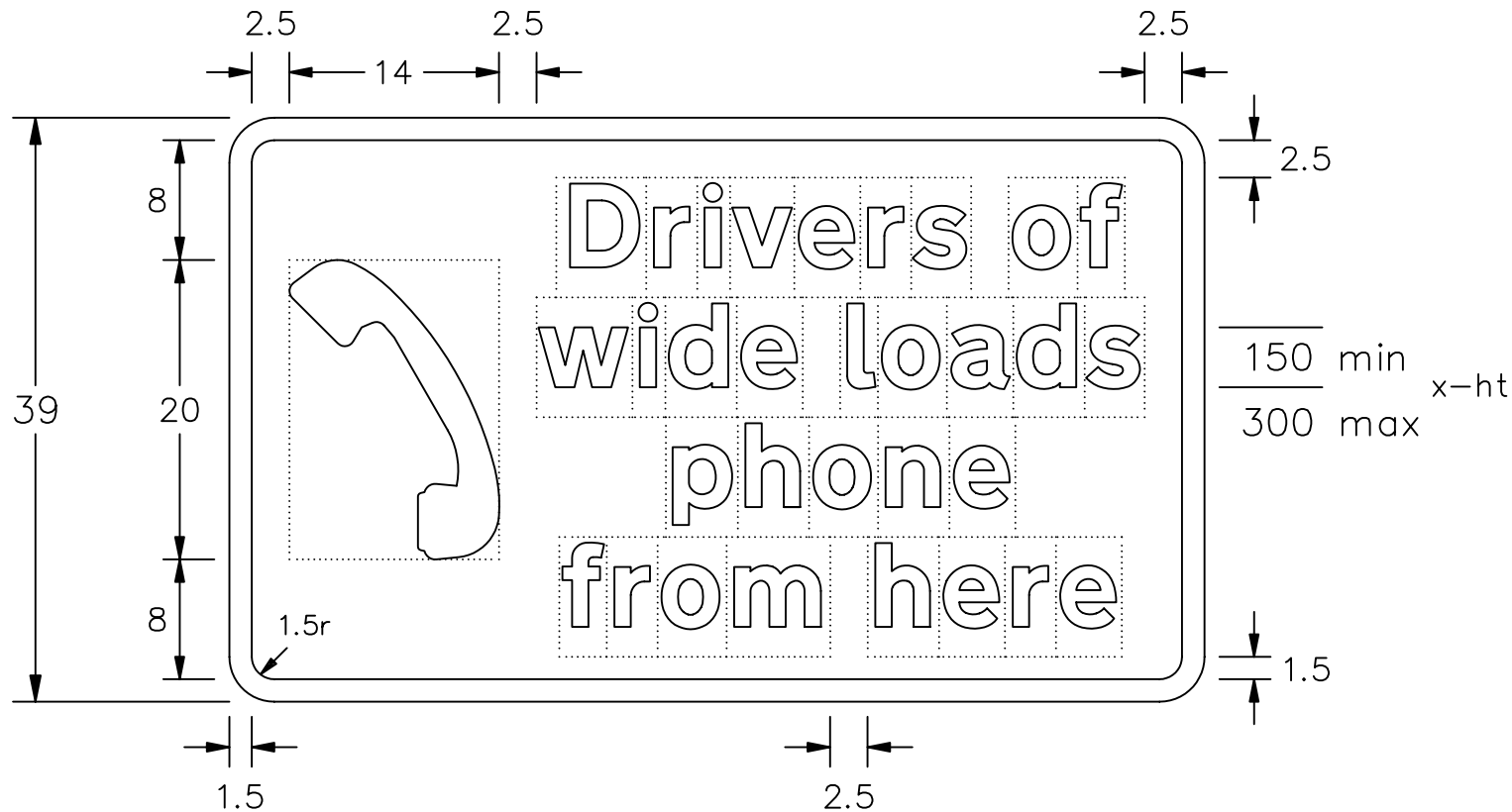
Drawing No.  
**P 7292**  
 Sheet 2 of 2

Drawing No.  
P 7293

Related Drawing  
S 41

© CROWN COPYRIGHT

- NOTES: 1. The legend is from the Transport Heavy alphabet at the x-heights shown.
2. Details of the telephone symbol are given on drawing S 41 (Tile A).
3. The tile outlines do not form part of the sign.
4. COLOURS: -  
Background ----- YELLOW  
Legend & Border --- BLACK
5. DIMENSIONS : x-heights are in millimetres, other dimensions are in stroke widths. (4sw = x-height)



P7293

Before using this drawing, confirm that it has not been superseded.

**Department for  
Transport**

Title: Temporary Sign  
DRIVERS OF WIDE LOADS TO  
TELEPHONE FOR ASSISTANCE

Issue: Date:  
A: 15.2.05  
B:  
C:

Drawn by:  
L.W.  
Approved by:  
R.M.

Dimensions:  
SEE  
NOTE 5


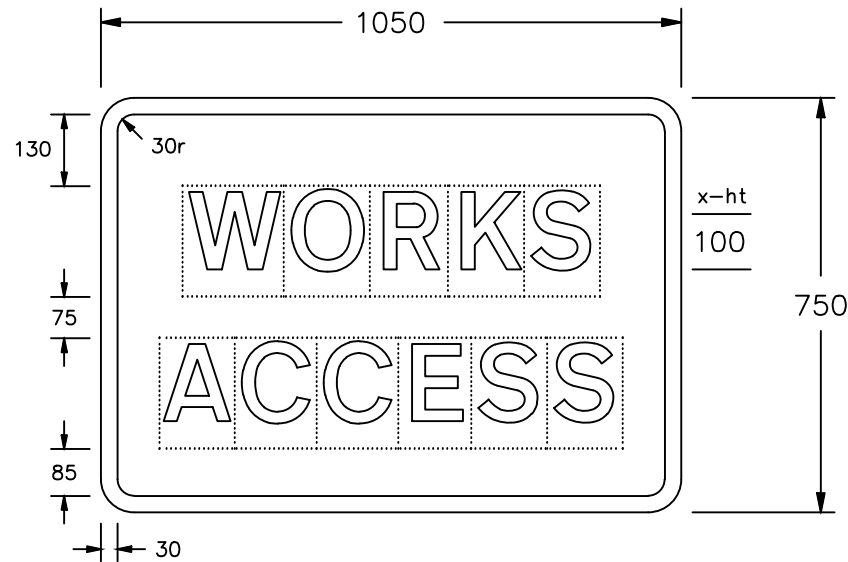
Drawing No.  
P 7293

Drawing No.  
P 7301


Before using this drawing, confirm that it has not been superseded.

© CROWN COPYRIGHT

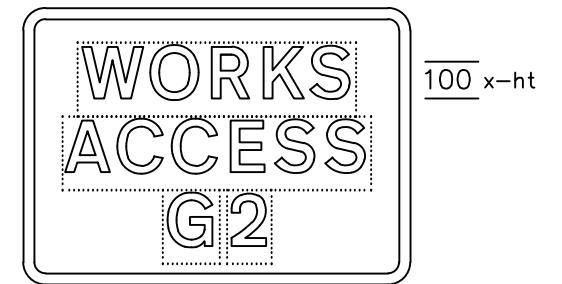
- NOTES: 1. The legend is from the Transport Medium alphabet at the x-height shown.  
 2. The tile outlines do not form part of the signs.  
 3. COLOURS : Background ----- RED  
 Legend & Border ---- WHITE



VARIANT



VARIANT



VARIANT

P7301

Department for  
**Transport**

Title: Temporary Signs  
WORKS ACCESS and variants

Issue: Date:  
A: 22.11.95  
B: 7.1.05  
C: 11.11.11

Drawn by : S.P.  
Approved by: R.M.

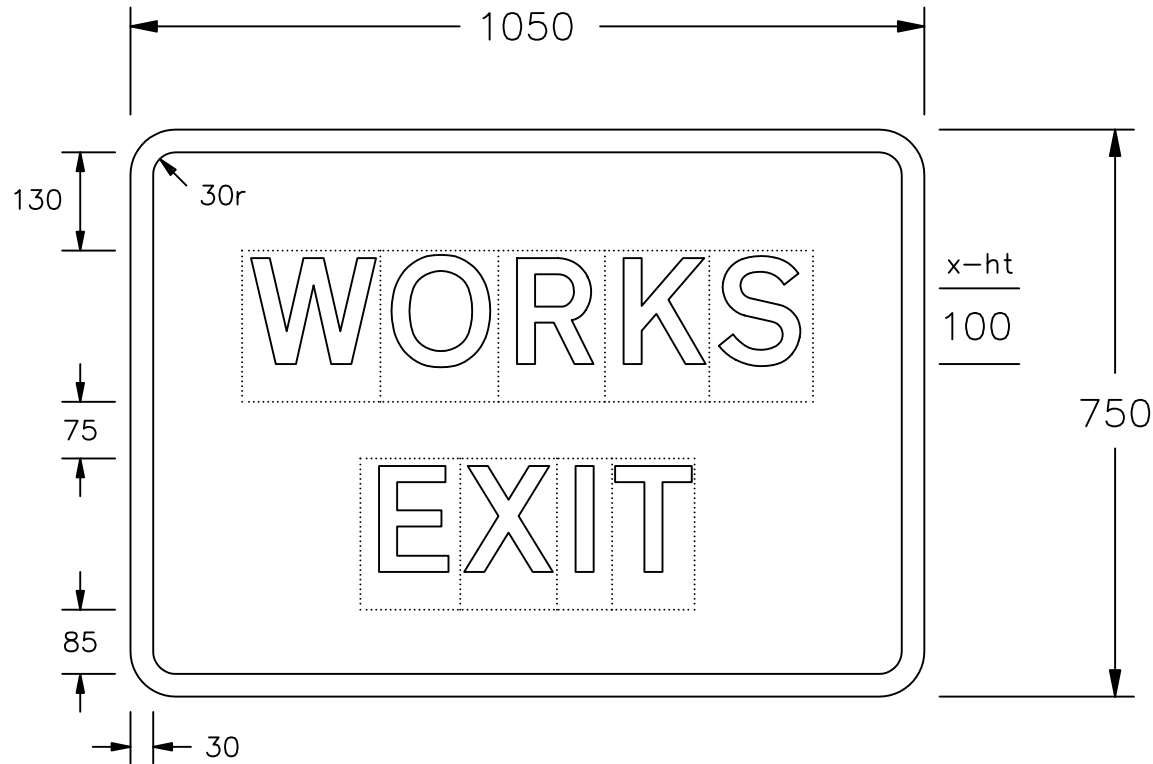
Dimensions : MILLIMETRES

Drawing No. P 7301

Drawing No.  
P 7302

© CROWN COPYRIGHT

- NOTES: 1. The legend is from the Transport Medium alphabet at the x-height shown.
2. The tile outlines do not form part of the sign.
3. COLOURS : Background ----- RED  
Legend & Border --- WHITE



P7302

Before using this drawing, confirm that it has not been superseded.

<b>Department for Transport</b>	Title:	Temporary Sign	Issue:	Date:	Drawn by:	Dimensions:	Drawing No.
		WORKS EXIT	A:	22.11.95	S.P.	MILLIMETRES	P 7302
			B:	7.1.05	Approved by:		
		C:		R.M.			

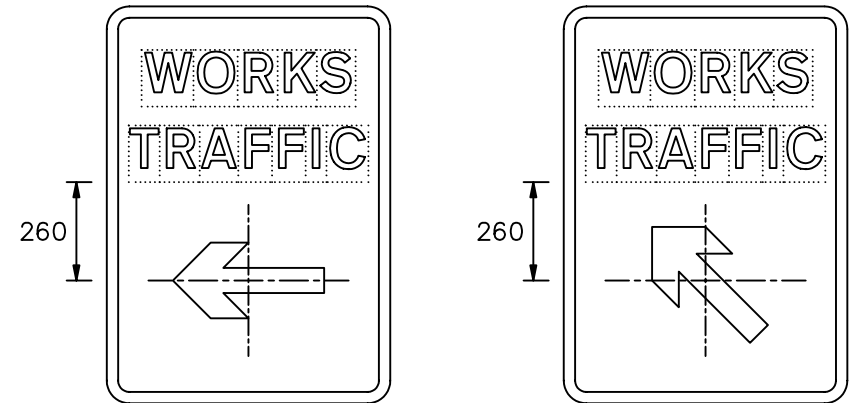
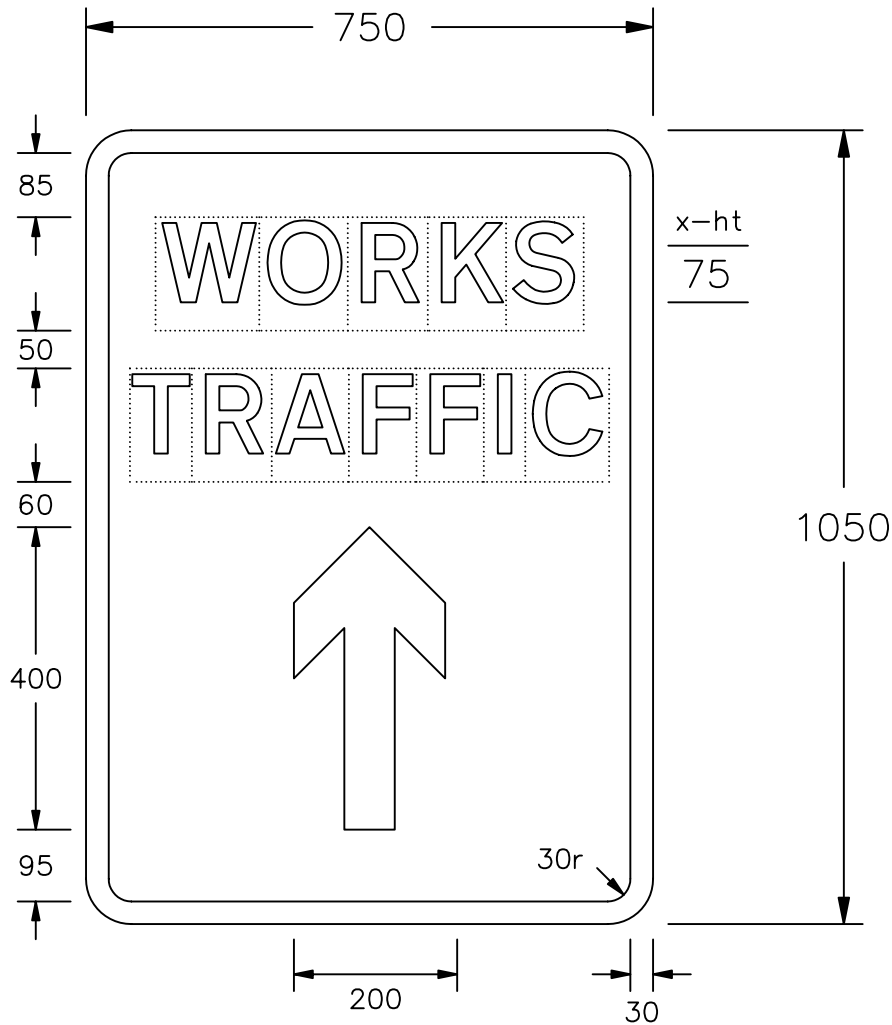
Drawing No.  
P 7303

© CROWN COPYRIGHT

NOTES: 1. The legend is from the Transport Medium alphabet at the x-height shown.

2. The tile outlines do not form part of the signs.

3. COLOURS : Background ----- RED  
Legend, Arrow & Border --- WHITE



VARIANTS

Arrow rotates about its centre

P7303

Before using this drawing, confirm that it has not been superseded.

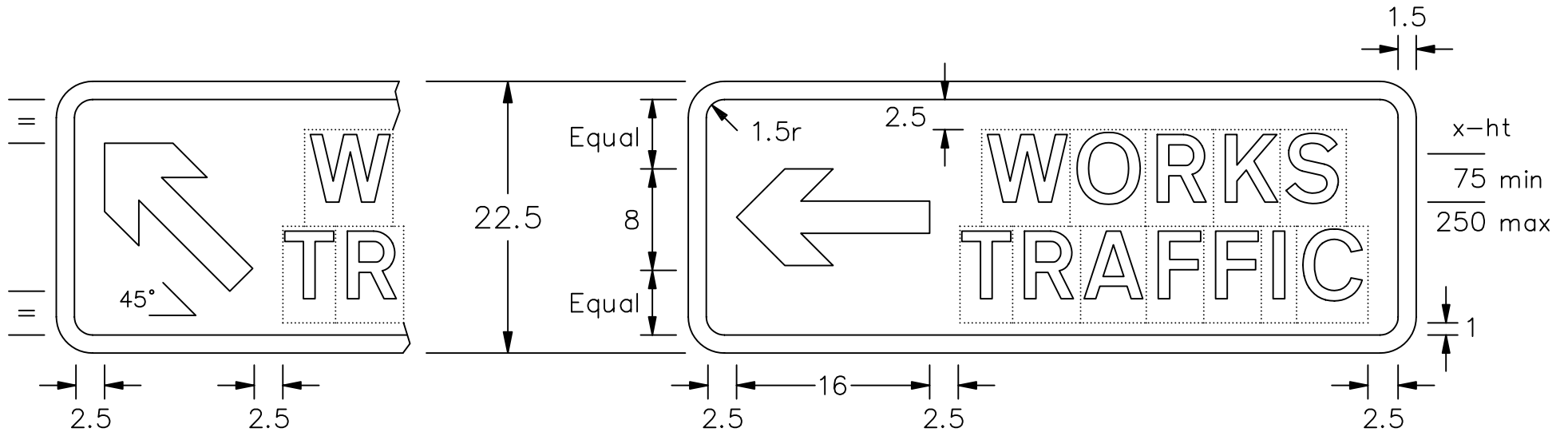
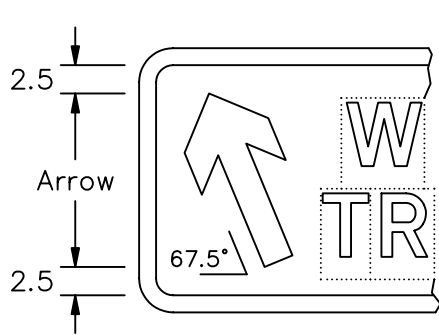
<p><b>Department for Transport</b></p>	<p>Title: Temporary Signs ROUTE FOR WORKS TRAFFIC AT JUNCTION AHEAD</p>	Issue: A: 22.11.95	Date: S.P.	Drawn by:	Dimensions:	<p>Drawing No. P 7303</p>
		B: 10.1.05	Approved by:	MILLIMETRES		
		C:	R.M.			

Drawing No.  
P 7304

Before using this drawing, confirm that it has not been superseded.

© CROWN COPYRIGHT

- NOTES: 1. The legend is from the Transport Medium alphabet at the x-heights shown.
2. The tile outlines do not form part of the signs.
3. COLOURS: – Background ----- RED  
Legend, Arrow & Border ---- WHITE
4. DIMENSIONS : x-heights are in millimetres, other dimensions are in stroke widths. (4sw = x-height)



P7304

Department for  
**Transport**

Title: Temporary Signs  
ROUTE FOR WORKS TRAFFIC  
AT JUNCTION AHEAD

Issue: Date: Drawn by:  
A: 27.11.95 S.P.  
B: 10.1.05 Approved by:  
C: R.M.

Dimensions:  
SEE  
NOTE 4


Drawing No.  
P 7304

Drawing No.  
P 7305

Before using this drawing, confirm that it has not been superseded.

© CROWN COPYRIGHT

- NOTES: 1. The legend is from the Transport Medium alphabet at the x-heights shown.
2. The tile outlines do not form part of the sign.
3. COLOURS : Background ----- RED  
Legend, Chevron & Border --- WHITE
4. DIMENSIONS : x-heights are in millimetres, other dimensions are in stroke widths. (4sw = x-height)



P7305

Department for  
**Transport**

Title: Temporary Sign  
DIRECTION OF ROUTE  
FOR WORKS TRAFFIC

Issue: Date: Drawn by:  
A: 23.11.95 S.P.  
B: 10.1.05 Approved by:  
C: R.M.

Dimensions:  
SEE  
NOTE 4

Drawing No.  
P 7305



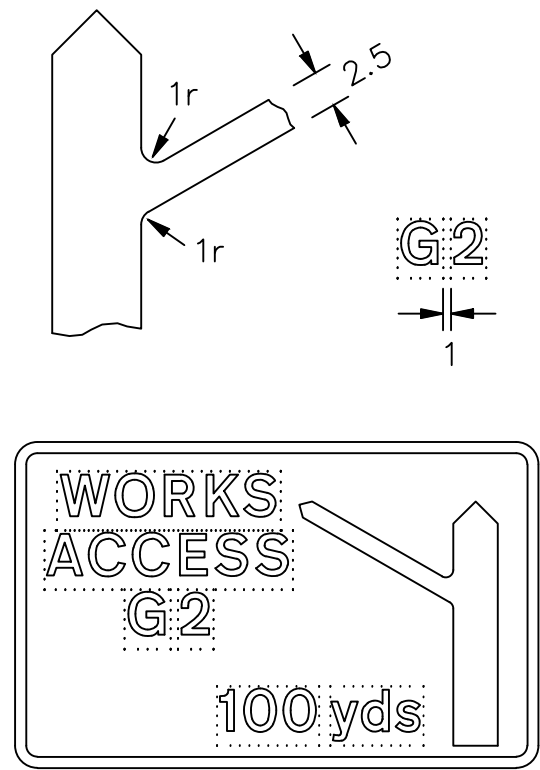
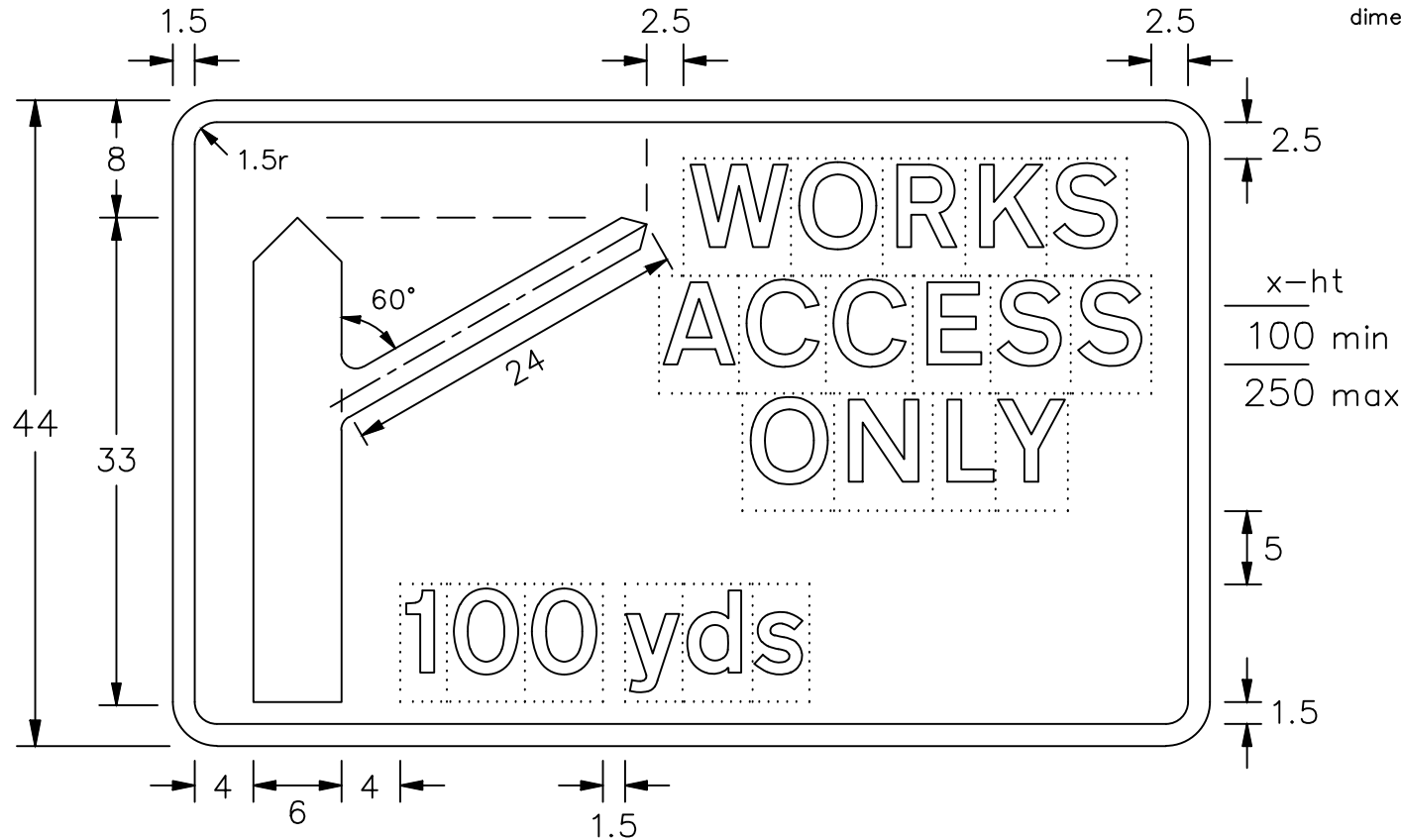
Drawing No.  
P 7306

Before using this drawing, confirm that it has not been superseded.

© CROWN COPYRIGHT

- NOTES: 1. The legend is from the Transport Medium alphabet at the x-heights shown.
2. The tile outlines do not form part of the signs.
3. COLOURS : Background ----- RED  
Legend, Route symbol & Border --- WHITE
4. DIMENSIONS : x-heights are in millimetres, other dimensions are in stroke widths. (4sw = x-height)

Route symbol widths are as shown and are not related to the status of the route indicated.



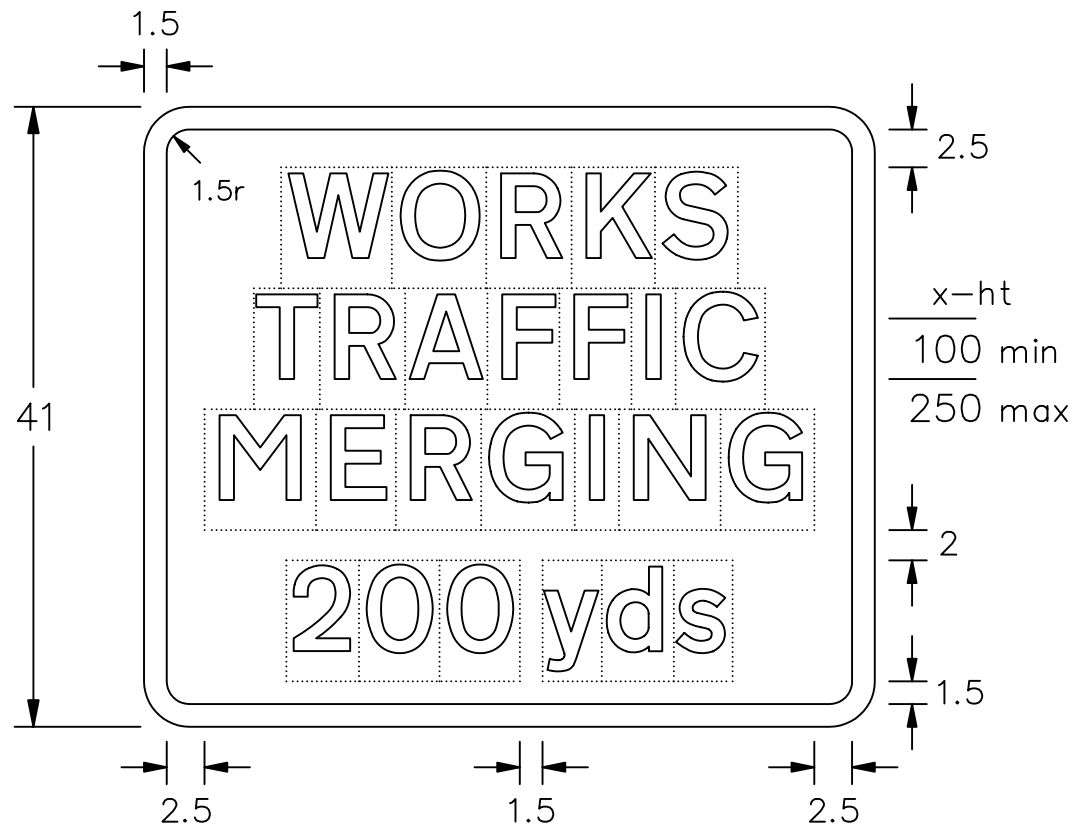
P7306

<b>Department for Transport</b>	Title:	Temporary Signs	Issue:	Date:	Drawn by :	Dimensions :	Drawing No.
		ROUTE FOR WORKS TRAFFIC AT ACCESS POINT AHEAD	A:	23.11.95	S.P.	SEE NOTE 4	P 7306
			B:	10.1.05	Approved by:		
			C:	11.11.11	R.M.		

Drawing No.  
P 7307

© CROWN COPYRIGHT

- NOTES: 1. The legend is from the Transport Medium alphabet at the x-heights shown.
2. The tile outlines do not form part of the sign.
3. COLOURS : Background ----- RED  
Legend & Border --- WHITE
4. DIMENSIONS : x-heights are in millimetres, other dimensions are in stroke widths. (4sw = x-height)



P7307

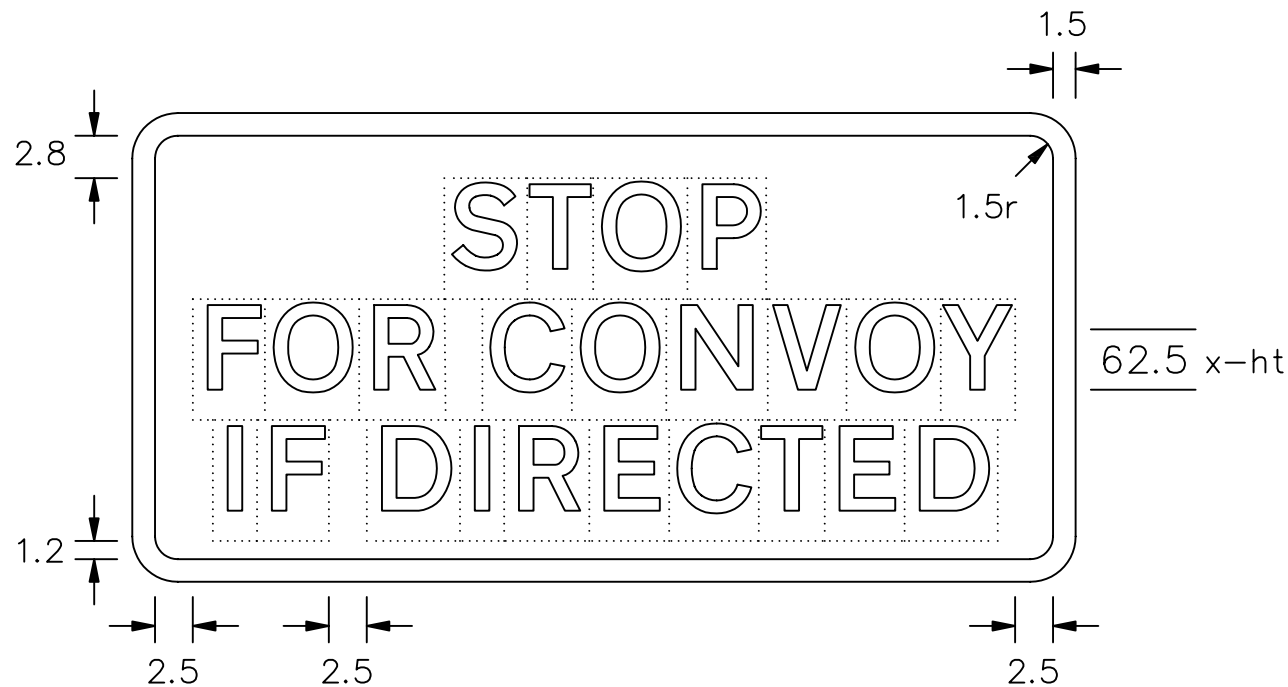
Before using this drawing, confirm that it has not been superseded.

<p><b>Department for Transport</b></p>	Title:	Temporary Sign	Issue:	Date:	Drawn by:	Dimensions:	Drawing No.
		WORKS TRAFFIC MERGING AHEAD	A:	23.11.95	S.P.	SEE NOTE 4	P 7307
			B:	10.1.05	Approved by:		
			C:		R.M.		

Drawing No.  
NP 430

© CROWN COPYRIGHT

- NOTES: 1. The legend is from the Transport Medium alphabet at the x-height shown.
2. The tile outlines do not form part of the sign.
3. COLOURS : Background ----- RED  
Legend & Border --- WHITE
4. DIMENSIONS : x-heights are in millimetres, other dimensions are in stroke widths. (4sw = x-height)



NP430

Before using this drawing, confirm that it has not been superseded.

**Department for  
Transport**

Title: Road Works Sign  
STOP FOR CONVOY

Issue: Date:  
A: 18.1.05  
B:  
C:

Drawn by:  
L.W.  
Approved by:  
R.M.

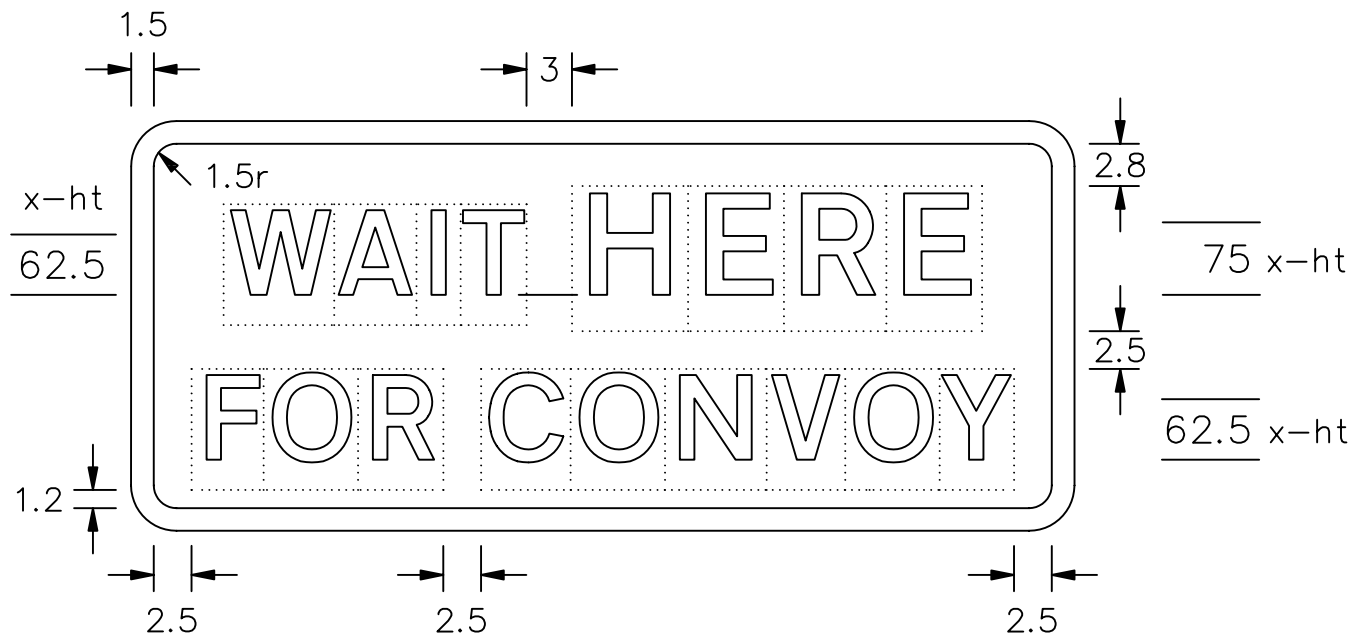
Dimensions:  
SEE  
NOTE 4

Drawing No.  
NP 430

Drawing No.  
NP 431

© CROWN COPYRIGHT

- NOTES: 1. The legend is from the Transport Medium alphabet at the x-heights shown.
2. The tile outlines do not form part of the sign.
3. COLOURS : Background ----- RED  
Legend & Border --- WHITE
4. DIMENSIONS : x-heights are in millimetres, other dimensions are in stroke widths based on 62.5mm x-height. (4sw = x-height)



NP431

Before using this drawing, confirm that it has not been superseded.

Department for  
**Transport**

Title: Road Works Sign  
WAIT HERE FOR CONVOY

Issue: Date:  
A: 18.1.05  
B:  
C:

Drawn by: L.W.  
Approved by: R.M.

Dimensions:  
SEE  
NOTE 4

Drawing No.  
NP 431