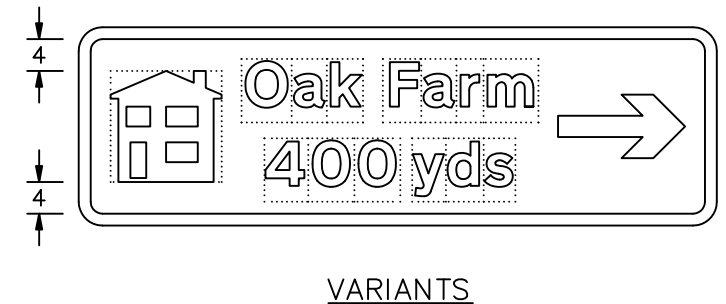
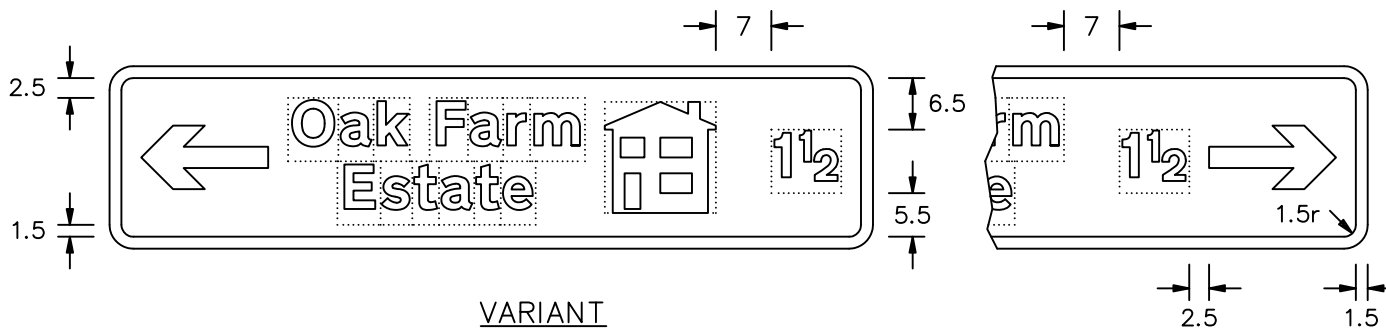
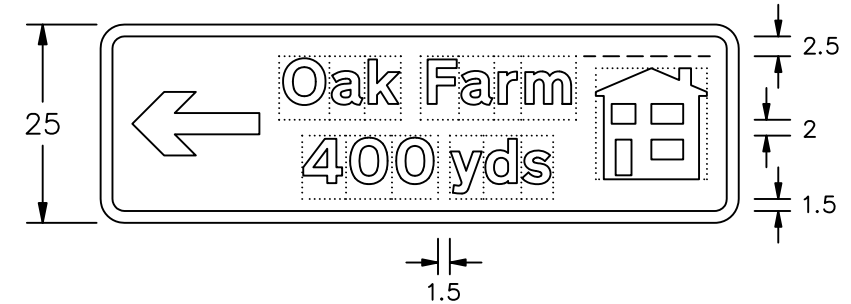
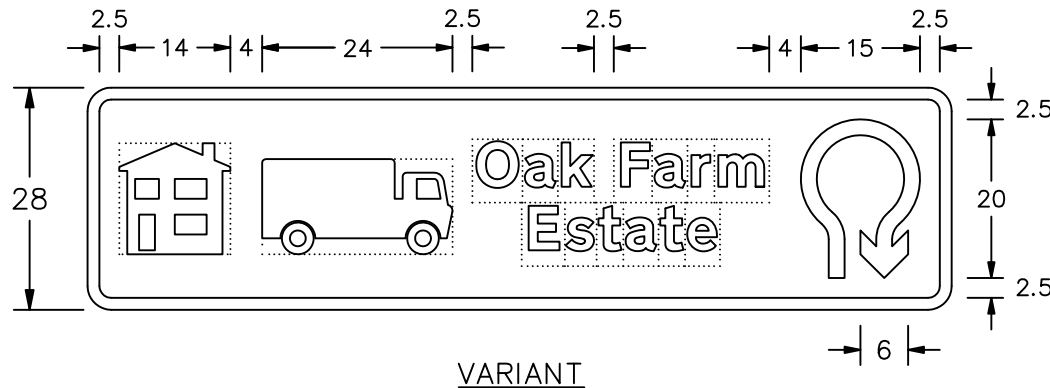
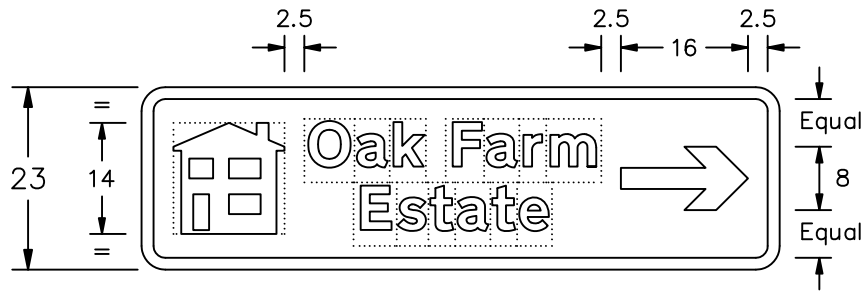


Drawing No. P 2701.1  
 Related Drawings S 32 & S 53

- NOTES: 1. The legend is from the Transport Heavy alphabet at the x-height shown.
2. Details of the house symbol are given on drawing S 53 and the lorry symbol on drawing S 32 (sheet 1). The lorry symbol is directional and always points away from the house symbol.
3. The tile outlines do not form part of the signs.
4. COLOURS : Background ----- YELLOW  
 Legend, Symbols, Arrow & Border --- BLACK
5. DIMENSIONS : x-heights are in millimetres, other dimensions are in stroke widths. (4sw = x-height)
6. See Chapter 7 of the Traffic Signs Manual for further design guidance.



P2701x1

Before using this drawing, confirm that it has not been superseded.

<b>Department for Transport</b>	Title: Temporary Directional Signs	Issue: Date:	Drawn by:	Dimensions:	Drawing No.
	JUNCTION AHEAD LEADING TO A NEW HOUSING DEVELOPMENT	A: 27.10.04 B: 3.02.17 C:	L.W. Approved by: R.M.	SEE NOTE 5	P 2701.1

