

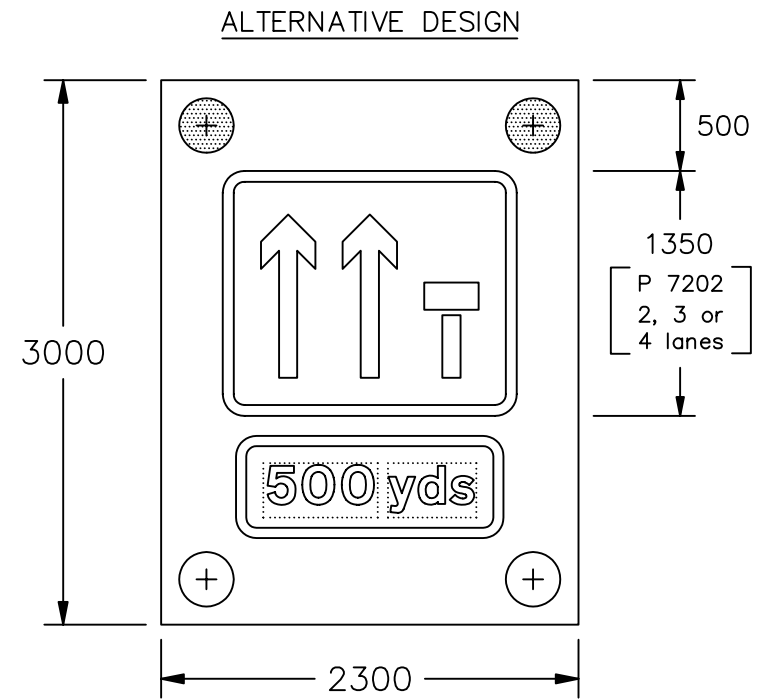
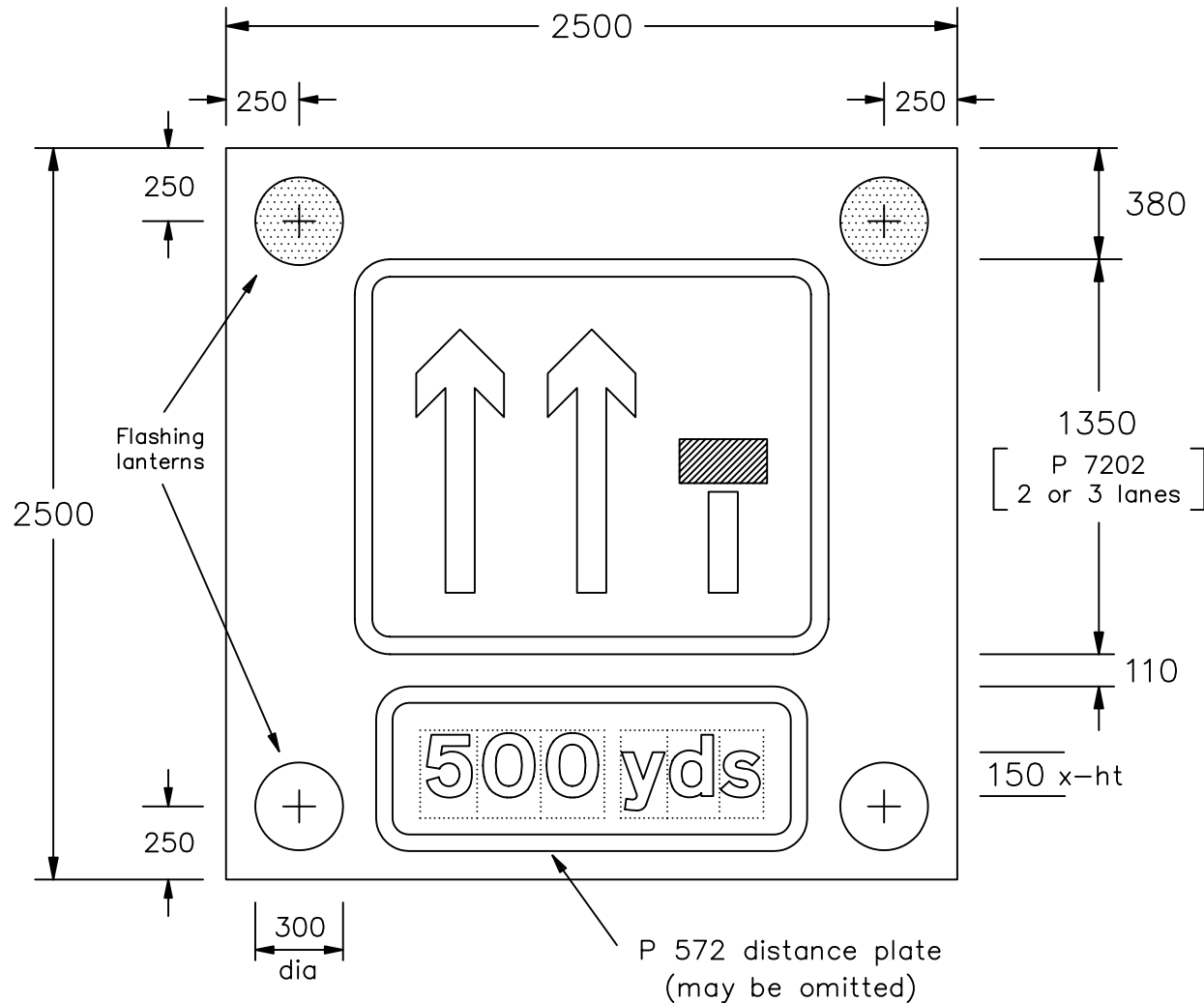
Drawing No.
P 7402
Sheet 1 of 2

Related Drawings
P 7202 & P 572

Before using this drawing, confirm that it has not been superseded.

© CROWN COPYRIGHT

- NOTES: 1. Details of the lane closure sign are given on drawing P 7202. Details of the distance plate are given on drawing P 572.
2. The tile outlines do not form part of the sign.
3. COLOURS : Backing board ----- YELLOW
Lane closure sign ---- see drawing P 7202
Distance plate ----- see drawing P 572
Flashing lanterns ---- AMBER (Signal Yellow)
4. See sheet 2 for variants.



P7402-1

P 572 distance plate
(may be omitted)

**Department for
Transport**

Title: Vehicle Mounted Sign
MOBILE ROAD WORKS
AND LANE CLOSURES AHEAD

Issue: Date:
A: 27.11.95
B: 19.1.05
C:

Drawn by: S.P.
Approved by: R.M.

Dimensions: MILLIMETRES

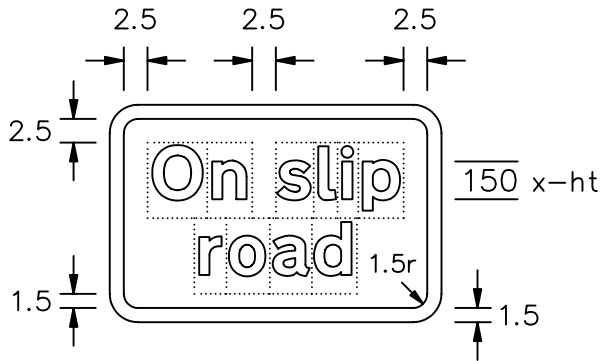
Drawing No.
P 7402
Sheet 1 of 2

Drawing No.
P 7402
Sheet 2 of 2

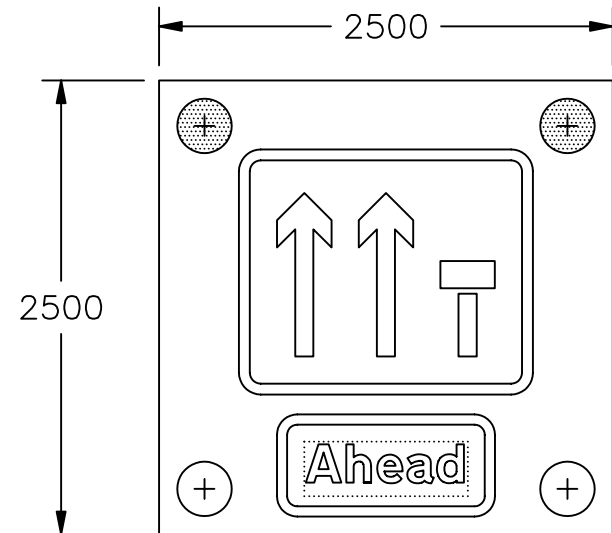
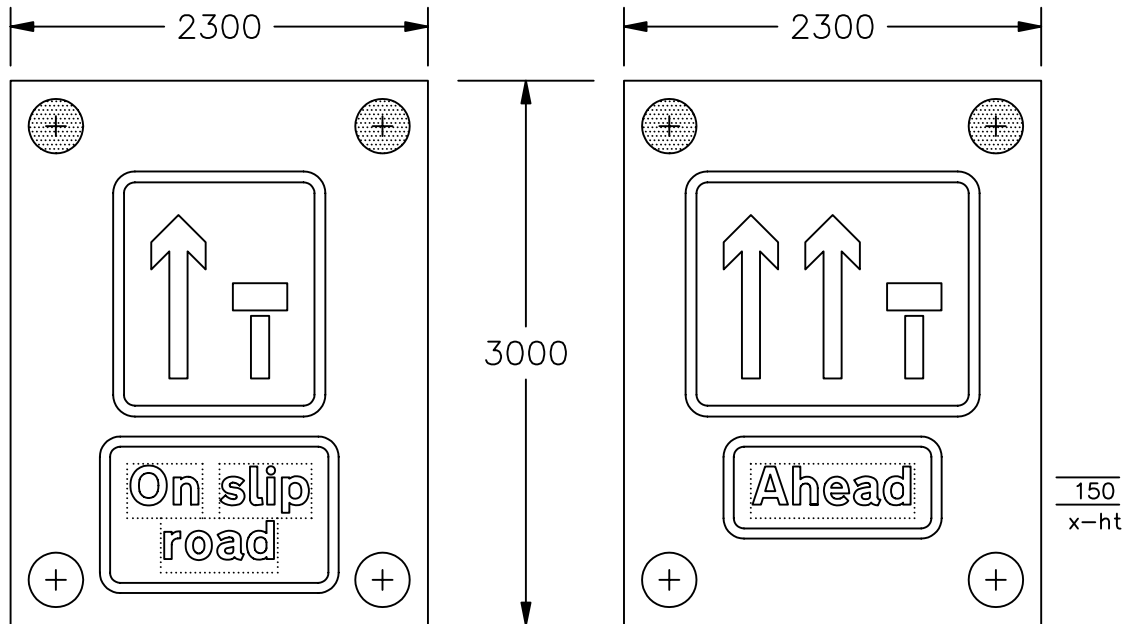
Related Drawing
P 7202

Before using this drawing, confirm that it has not been superseded.

© CROWN COPYRIGHT



- NOTES:
1. The legend is from the Transport Heavy alphabet at the x-height shown.
 2. Details of the lane closure sign are given on drawing P 7202.
 3. The tile outlines do not form part of the signs.
 4. COLOURS : Backing board ----- YELLOW
Lane closure sign ---- see drawing P 7202
Plate background --- WHITE
Legend & Border --- BLACK
Flashing lanterns --- AMBER (Signal Yellow)
 5. DIMENSIONS : x-height and overall dimensions are in millimetres, other dimensions are in stroke widths. (4sw = x-height)
 6. See sheet 1 for other dimensions.



P7402-2

Department for
Transport

Title: Vehicle Mounted Signs
MOBILE ROAD WORKS AND
LANE CLOSURES AHEAD (variants)

Issue: A: 27.11.95
B: 19.1.05
C:

Drawn by: L.W.
Approved by: R.M.

Dimensions: SEE
NOTE 5

Drawing No.
P 7402
Sheet 2 of 2