

NOTES: 1. The legend is from the Transport Heavy alphabet at the x-heights shown.

2. The tile outlines do not form part of the signs.

3. COLOURS : Background ----- WHITE
Legend & Borders ----- BLACK
Roundel & Bar ----- RED
Roundel Background --- BLUE

4. DIMENSIONS : All dimensions are based on the smaller x-heights and shall be varied proportionally for the larger sign size.

5. See sheets 2, 3, 4 and 5 for other variants.
See section 12 in Chapter 7 of the Traffic Signs Manual for further details of time plate design.

Before using this drawing, confirm that it has not been superseded.

P663x2-1

Department for
Transport

Title: Regulatory Signs
ENTRANCE TO RESTRICTED
PARKING ZONE

Issue: Date:
A: 11.11.11
B:
C:

Drawn by :
A.K.
Approved by:
J.B.

Dimensions :
MILLIMETRES

Drawing No.
P 663.2
Sheet 1 of 5

Before using this drawing, confirm that it has not been superseded.

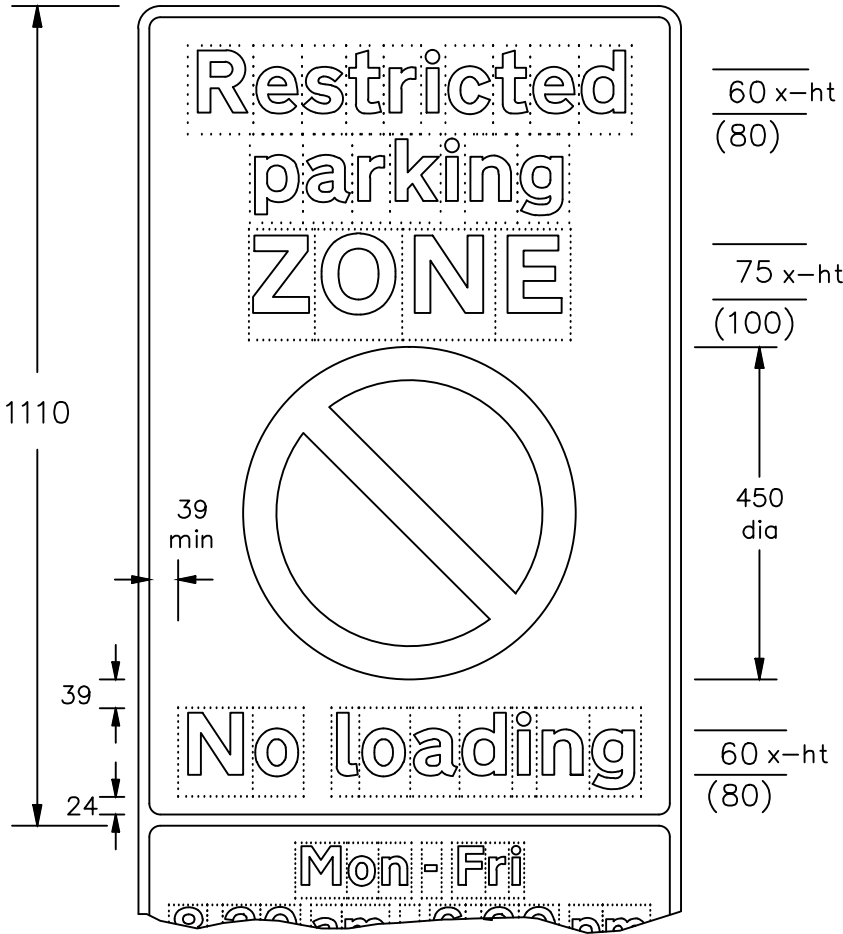
NOTES: 1. The legend is from the Transport Heavy alphabet at the x-heights where shown. See sheet 1 for other x-heights.

2. The tile outlines do not form part of the signs.

3. COLOURS : Background ----- WHITE
 Legend & Borders ----- BLACK
 Roundel & Bar ----- RED
 Roundel Background ---- BLUE

4. DIMENSIONS : All dimensions are based on the smaller x-heights and shall be varied proportionally for the larger sign size.

5. See sheet 1 for other dimensions & sheets 3, 4 and 5 for other variants.



P663x2-2

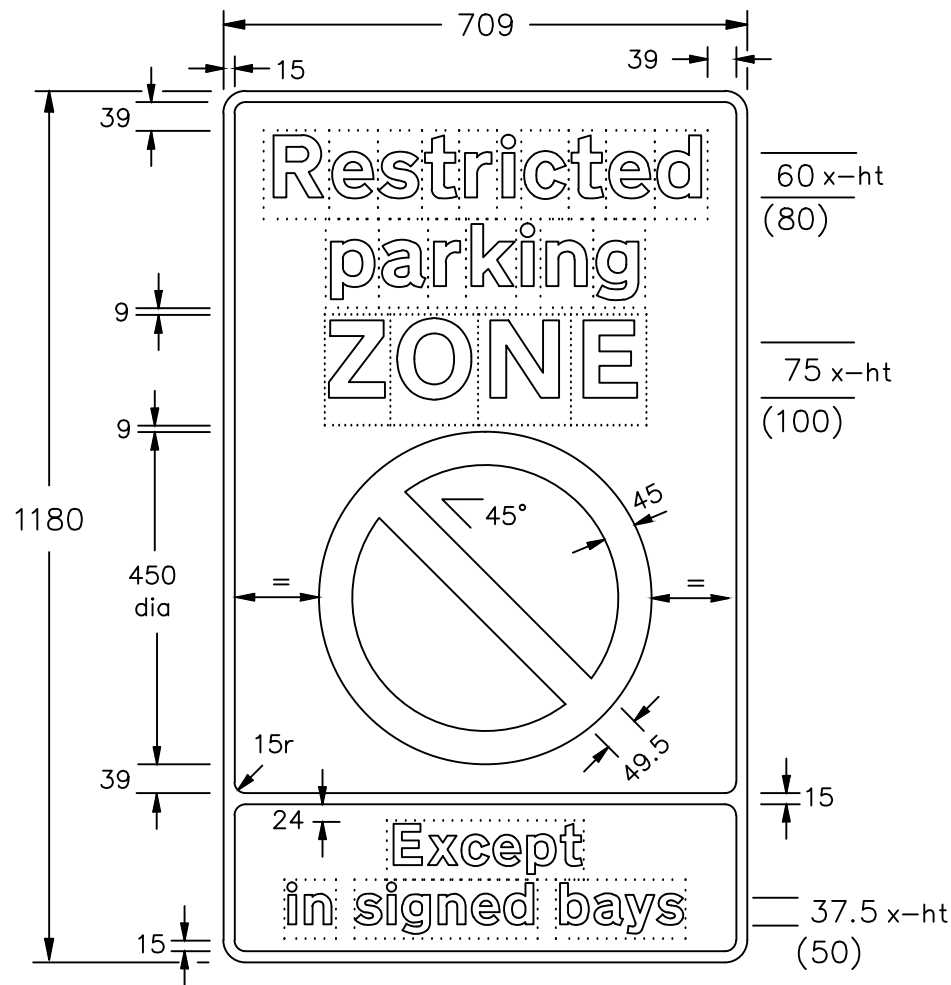
<div> Department for Transport </div>	Title: Regulatory Signs ENTRANCE TO RESTRICTED PARKING ZONE (variants)	Issue:	Date:	Drawn by:	Dimensions:	Drawing No.
		A:	11.11.11	A.K.	MILLIMETRES	P 663.2
		B:		Approved by:		Sheet 2 of 5
		C:		J.B.		

Drawing No.
P 663.2
Sheet 3 of 5

Before using this drawing, confirm
that it has not been superseded.

© CROWN COPYRIGHT

- NOTES: 1. The legend is from the Transport Heavy alphabet at the x-heights shown. See sheet 1 for other x-heights.
2. The tile outlines do not form part of the signs.
3. COLOURS : Background ----- WHITE
Legend & Borders ----- BLACK
Roundel & Bar ----- RED
Roundel Background --- BLUE
4. DIMENSIONS : All dimensions are based on the smaller x-heights and shall be varied proportionally for the larger sign size.
5. See sheet 1 for other dimensions & sheets 2, 4 and 5 for other variants.



P663x2-3

<p>Department for Transport</p>	<p>Title: Regulatory Signs</p> <p>ENTRANCE TO RESTRICTED PARKING ZONE (variants)</p>	<p>Issue: A: 11.11.11 B: C:</p>	<p>Date: A.K. Approved by: J.B.</p>	<p>Drawn by:</p> <p>Dimensions : MILLIMETRES</p>	<p>Drawing No.</p> <p>P 663.2</p> <p>Sheet 3 of 5</p>
--	--	---	---	--	---

Before using this drawing, confirm that it has not been superseded.


NOTES: 1. The legend is from the Transport Heavy alphabet at the x-heights where shown. See sheet 1 for other x-heights.

2. The tile outlines do not form part of the signs.

3. COLOURS : Background ----- WHITE
Legend & Borders ----- BLACK
Roundel & Bar ----- RED
Roundel Background ---- BLUE


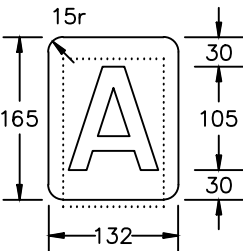
4. DIMENSIONS : All dimensions are based on the smaller x-heights and shall be varied proportionally for the larger sign size.

5. See sheet 1 for other dimensions & sheets 2, 3 and 5 for other variants.

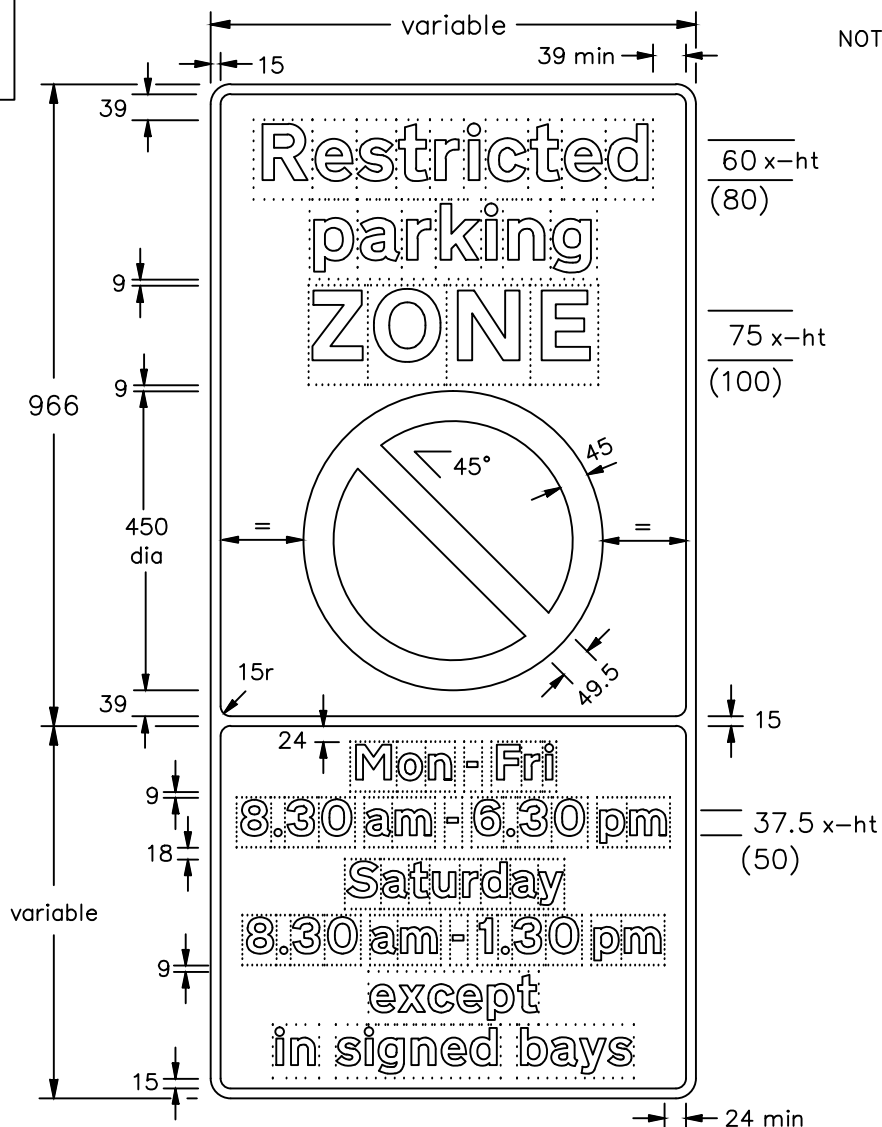


TYPICAL CODE IDENTIFIER

NOTE:—
The character shown is from the Transport Medium alphabet. The character and the patch may be varied in size and may be in any contrasting colours.



P663x2-4



NOTES: 1. The legend is from the Transport Heavy alphabet at the x-heights shown. See sheet 1 for other x-heights.

2. The tile outlines do not form part of the signs.

3. COLOURS : Background ----- WHITE
Legend & Borders ----- BLACK
Roundel & Bar ----- RED
Roundel Background --- BLUE

4. DIMENSIONS : All dimensions are based on the smaller x-heights and shall be varied proportionally for the larger sign size.

5. See sheet 1 for other dimensions & sheets 2, 3 and 4 for other variants.

Before using this drawing, confirm that it has not been superseded.

P663x2-5

Department for
Transport

Title: Regulatory Signs
ENTRANCE TO RESTRICTED
PARKING ZONE (variants)

Issue: Date :
A: 11.11.11
B:
C:

Drawn by :
A.K.
Approved by:
J.B.

Dimensions :
MILLIMETRES

Drawing No.
P 663.2
Sheet 5 of 5