

Drawing No.

MW 1

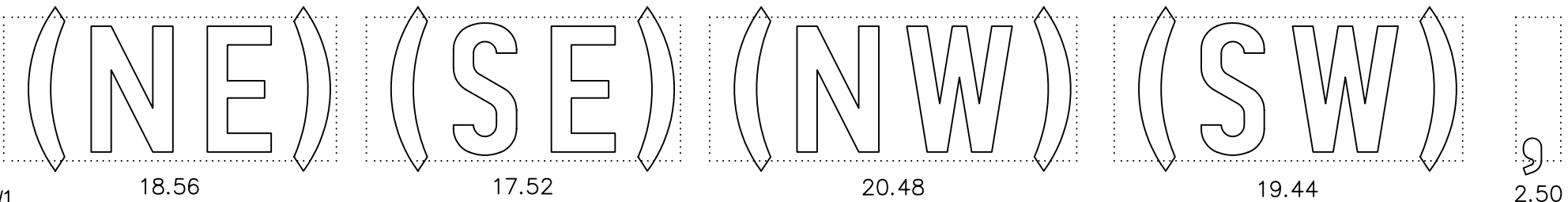
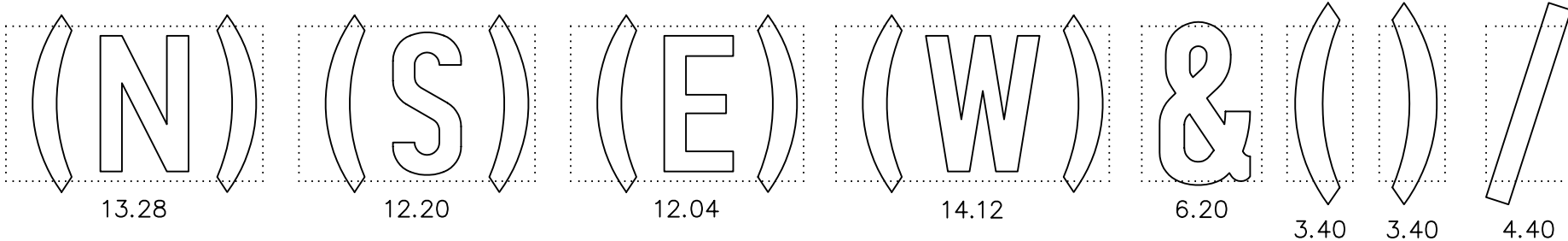
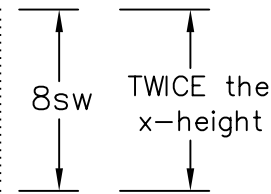
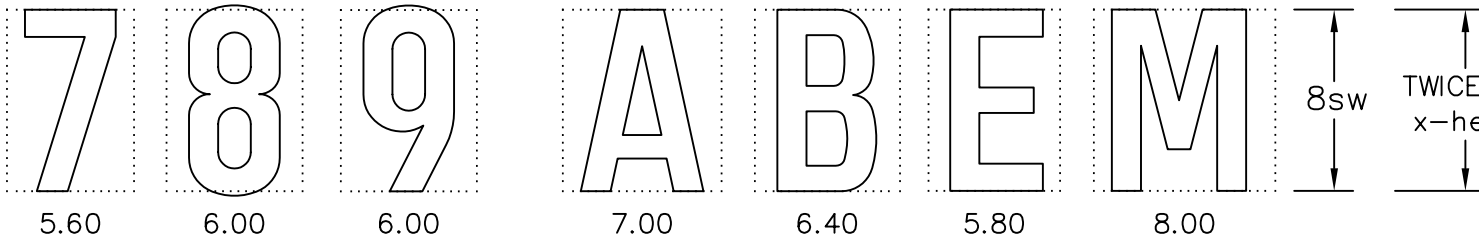
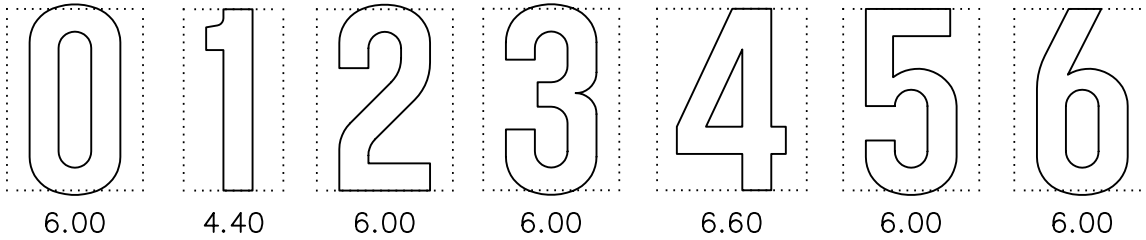
Related Drawing

MB 1

Before using this drawing, confirm that it has not been superseded.

© CROWN COPYRIGHT

- NOTES: 1. The characters shown are used ONLY for Route Numbers on Permanent MOTORWAY signs with BLUE backgrounds.
2. The characters are placed on tiles for the purpose of spacing. The tile widths and height are given.
3. Dimensions are given in stroke widths (sw). 1sw is one eighth of the height of the upper case 'M'. Alphabet sizes are given in x-heights. (4sw = x-height)
4. COLOUR: WHITE
5. See drawing MB 1 for BLACK lettering for Temporary signs.



MW1

Department for **Transport**

Title: Alphabets for traffic signs  
MOTORWAY (PERMANENT)

Issue: A: 14.7.94  
B: 9.12.03  
C:

Date: S.P.  
Approved by: R.M.

Dimensions: STROKE WIDTHS

Drawing No. MW 1