

Drawing No.


TH 2

Related Drawings

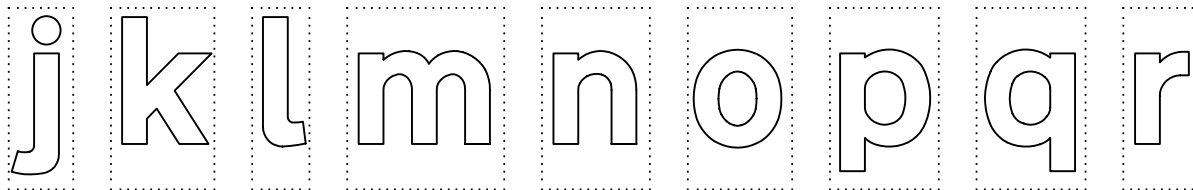
TH 1 & TH 3

© CROWN COPYRIGHT

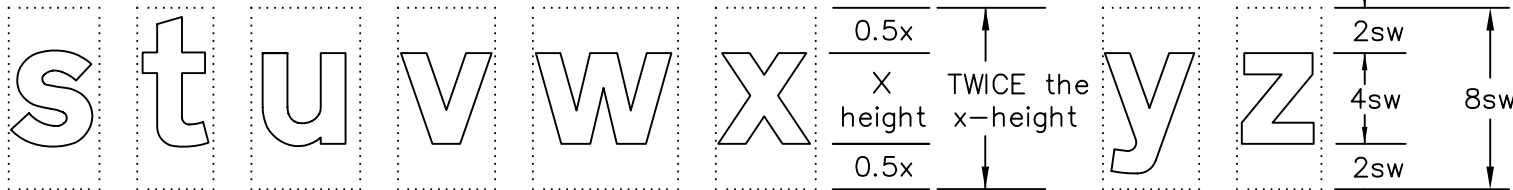
- NOTES: 1. The letters shown are from the Transport HEAVY alphabet.
 2. The letters are placed on tiles for the purpose of spacing. The tile widths and height are given.
 3. Dimensions are given in stroke widths (sw). 1sw is one quarter of the height of the lower case 'x'. Alphabet sizes are given in x-heights. (4sw = x-height)
 4. COLOUR: BLACK
 5. See drawings TH 1 for upper case letters, TH 3 for numerals and arrows.



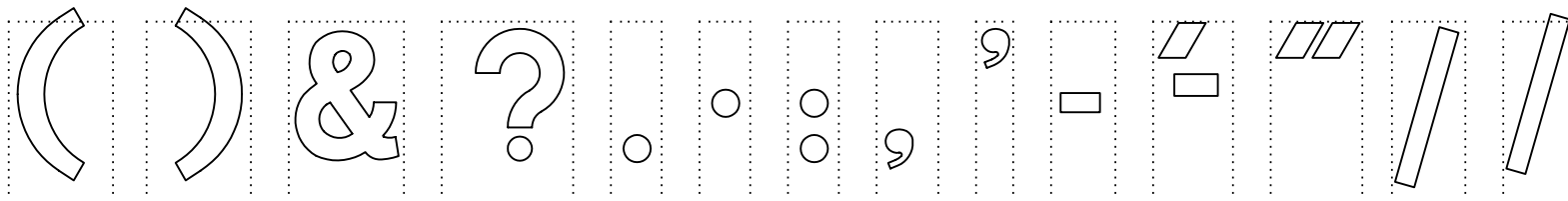
4.44 4.88 4.28 4.76 4.40 3.16 4.68 4.76 2.20



2.84 4.56 2.52 6.92 4.76 4.60 4.80 4.80 3.40



4.00 3.36 4.80 4.28 6.40 4.40 4.24 3.72



4.60 4.60 5.08 5.80 2.24 2.24 2.24 2.72 1.64 2.84 3.52 4.04 3.24 3.24

* used with capital letters and numerals only

TH2

Before using this drawing, confirm that it has not been superseded.

Department for
Transport

Title: Alphabets for traffic signs
TRANSPORT HEAVY
 Lower Case Letters

Issue: Date: Drawn by: Dimensions:
 A: 14.7.94 S.P.
 B: 8.12.03 Approved by:
 C: R.M.

STROKE WIDTHS

Drawing No.
 TH 2