

Drawing No.

TM 2

Related Drawings

TM 1 & TM 3

© CROWN COPYRIGHT


NOTES: 1. The letters shown are from the Transport MEDIUM alphabet.

2. The letters are placed on tiles for the purpose of spacing. The tile widths and height are given.

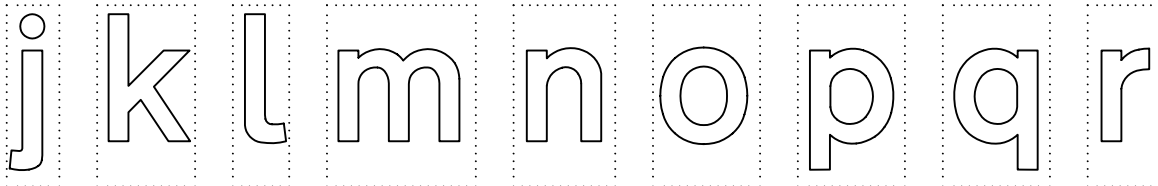
3. Dimensions are given in stroke widths (sw). 1sw is one quarter of the height of the lower case 'x'. Alphabet sizes are given in x-heights. (4sw = x-height)

4. COLOURS: WHITE or YELLOW (route nos.)

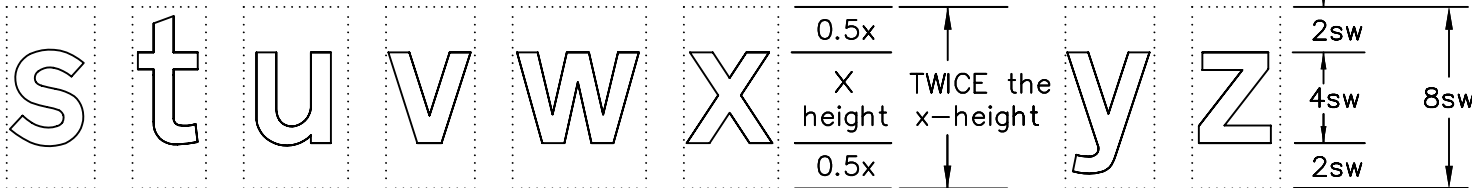
5. See drawings TM 1 for upper case letters, TM 3 for numerals and arrows.



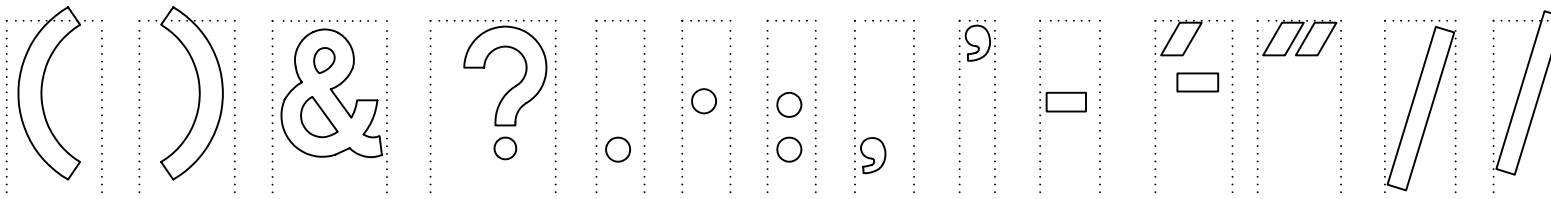
4.44 4.68 4.12 4.76 4.36 3.00 4.56 4.48 2.16



2.32 4.32 2.48 6.56 4.48 4.72 4.72 4.72 3.20



3.88 3.24 4.60 3.92 5.88 4.16 3.92 3.88



4.20 4.20 5.04 5.52 2.12 2.12 2.12 2.60 1.56 2.64 3.40 3.68 3.12 3.12

* used with capital letters and numerals only

Before using this drawing, confirm that it has not been superseded.

TM2

Department for
Transport

Title: Alphabets for traffic signs
TRANSPORT MEDIUM
Lower Case Letters

Issue: Date: Drawn by: Dimensions:
A: 14.7.94 S.P.
B: 8.12.03 Approved by: STROKE WIDTHS
C: R.M.

Drawing No.
TM 2