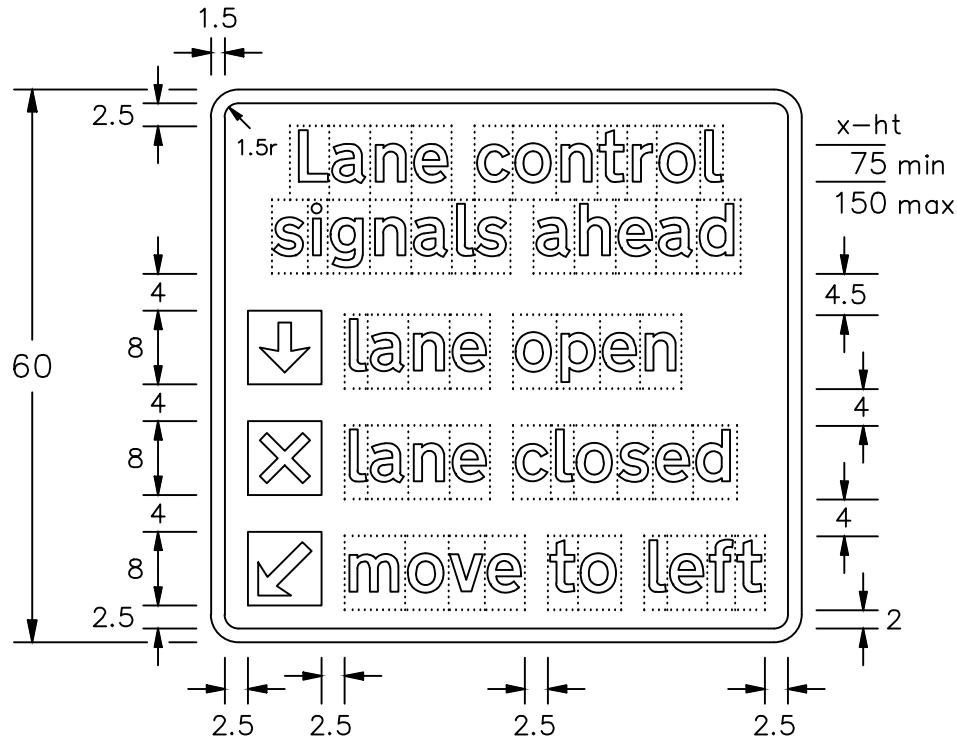
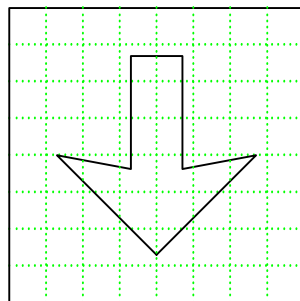


Drawing No.
P 5010

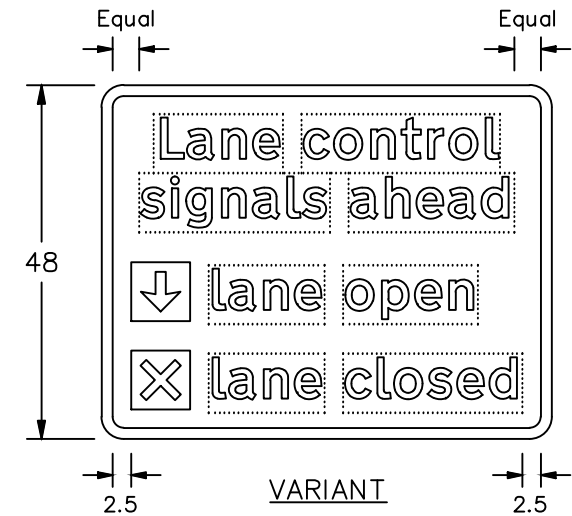
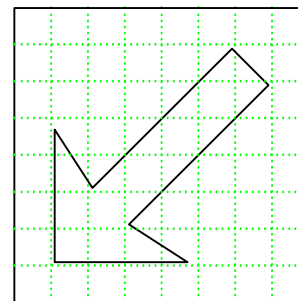
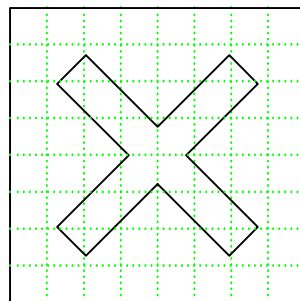
© CROWN COPYRIGHT



- NOTES: 1. The legend is from the Transport Medium alphabet at the x-heights shown.
2. The tile outlines and grid lines do not form part of the signs.
3. The signal indication symbols are proportional to those shown below.
4. COLOURS : Background ----- BLUE
Symbol tiles ----- BLACK
Vertical arrow ----- GREEN (formerly LIGHT GREEN)
Cross ----- RED
Diagonal arrow ----- WHITE
5. DIMENSIONS : x-heights are in millimetres, other dimensions are in stroke widths. (4sw = x-height)



8 SW square



P5010

Before using this drawing, confirm that it has not been superseded.

Department for
Transport

Title: Informatory Signs
LANE CONTROL SIGNALS AHEAD

Issue: Date:
A: 28.4.95
B: 7.12.04
C: 11.11.11

Drawn by : S.P.
Approved by : R.M.

Dimensions :
SEE NOTE 5

Drawing No.
P 5010