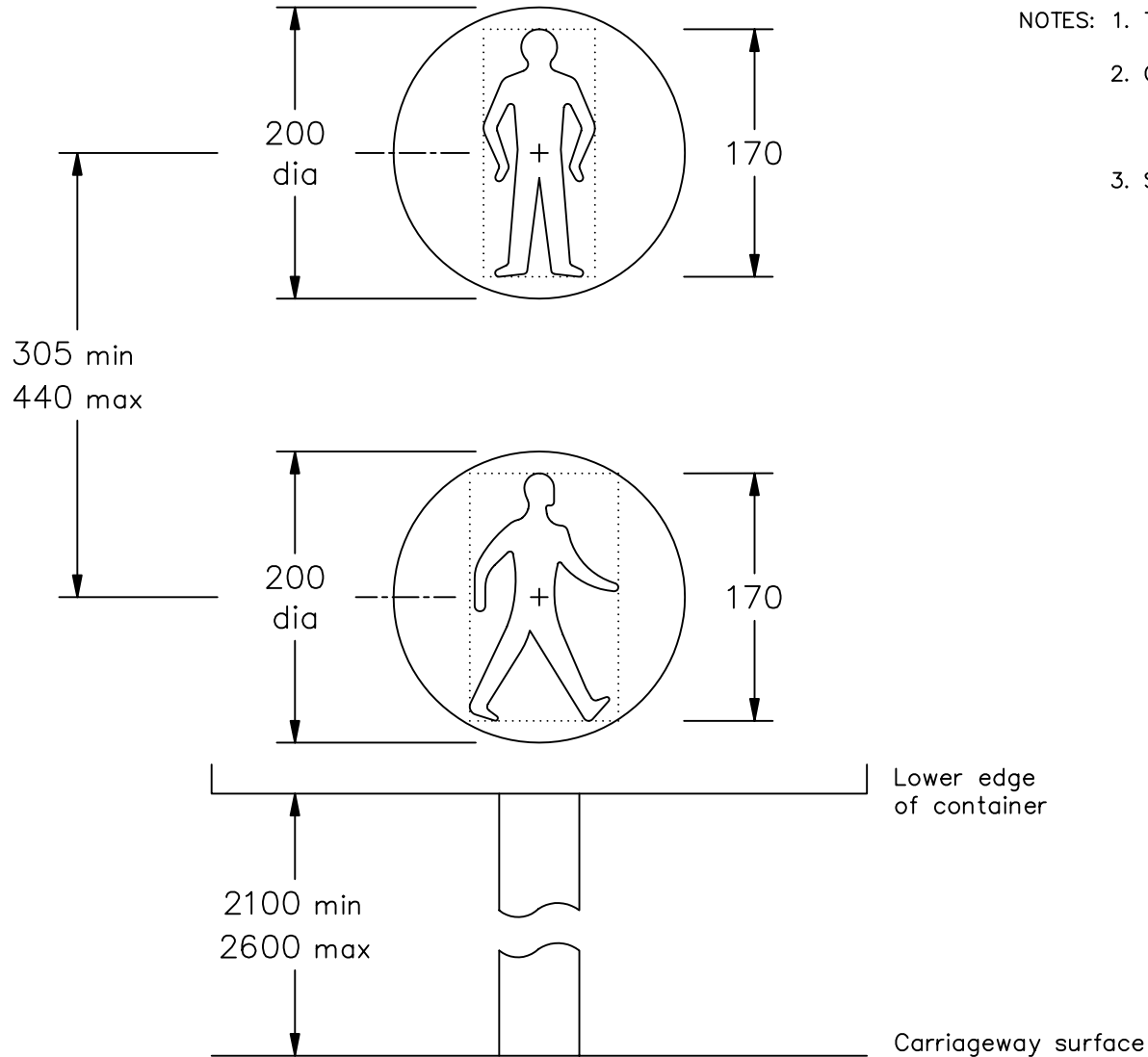


Drawing No.
P 4002.1
 Sheet 1 of 3

© CROWN COPYRIGHT



NOTES: 1. The tile outlines do not form part of the signals.

2. COLOURS : Upper symbol --- RED
 Lower symbol --- GREEN
 Backgrounds ----- BLACK

3. See sheets 2 and 3 for symbol details.

P4002x1-1

Before using this drawing, confirm that it has not been superseded.

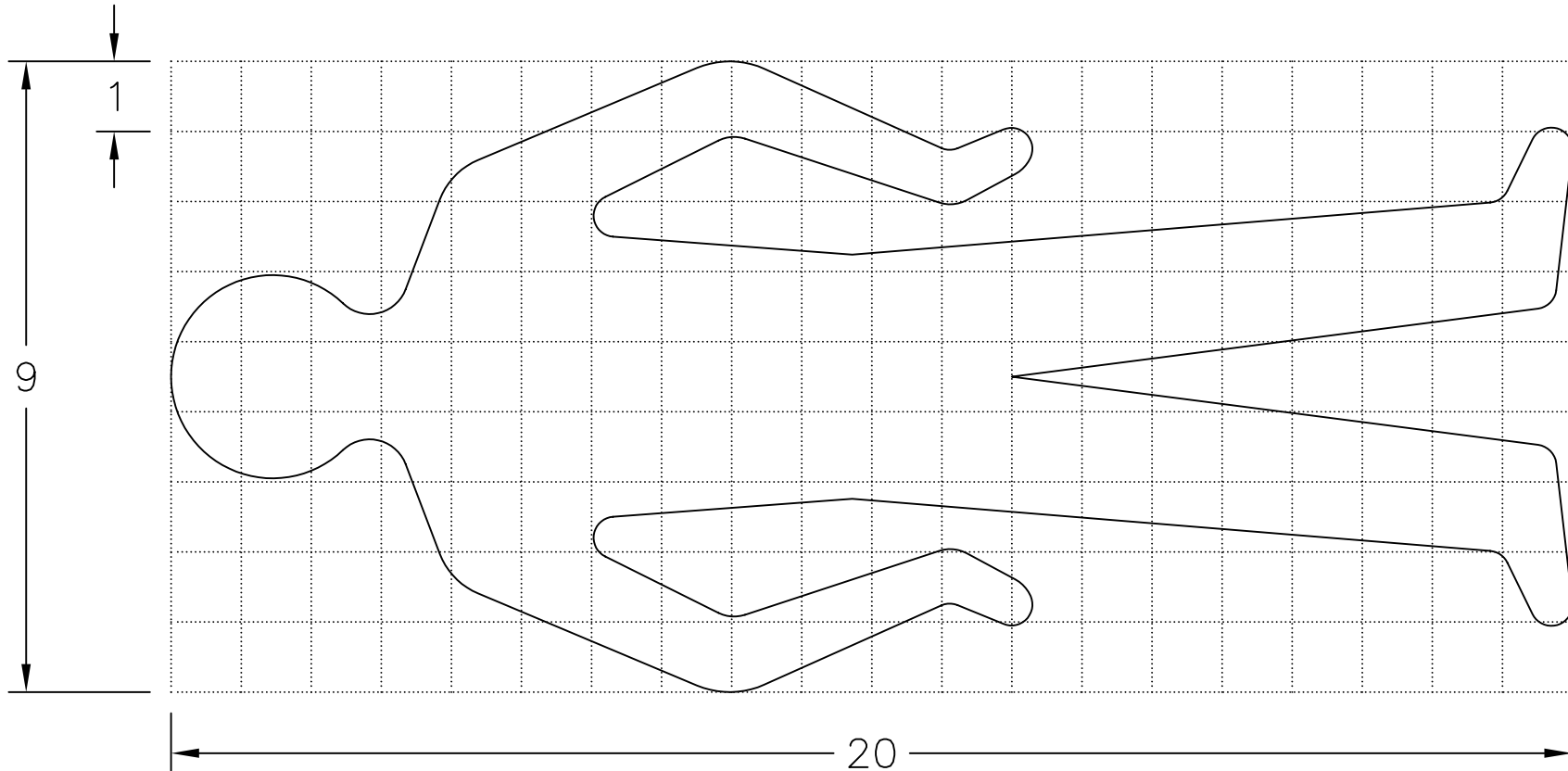
Department for Transport	Title:	Light Signals	Issue:	Date:	Drawn by:	Dimensions:	Drawing No.
		LIGHT SIGNALS FOR PEDESTRIANS	A:	10.3.05	R.M.	MILLIMETRES	P 4002.1
			B:		Approved by:		Sheet 1 of 3
			C:		R.M.		

Drawing No.
P 4002.1
Sheet 2 of 3

Before using this drawing, confirm that it has not been superseded.

© CROWN COPYRIGHT

- NOTES: 1. The symbol is for use on the signals shown in diagrams 4002.1, 4003.1, 4003.5 & 4003.7 and on the sign shown in diagram 4003 of the Traffic Signs Regulations and General Directions 2002.
2. The grid does not form part of any signal or sign to which the symbol is applied.
3. Dimensions are given in grid divisions.



P4002x1-2

Department for
Transport

Title: Light Signals
STANDING PEDESTRIAN SYMBOL

Issue: A: 10.3.05
B:
C:

Drawn by: R.M.
Approved by: R.M.

Dimensions: ALL IN GRID DIVISIONS

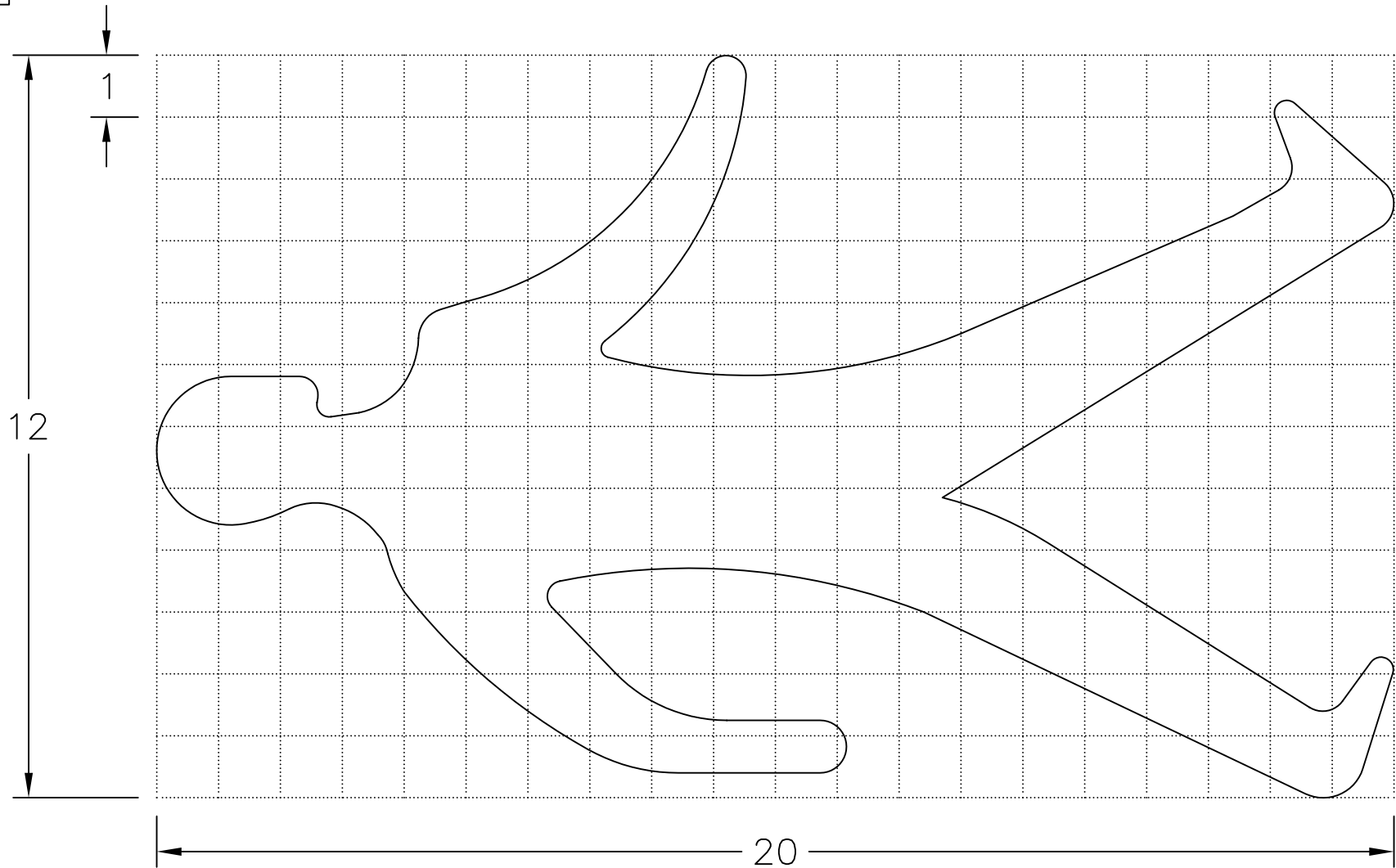
Drawing No. P 4002.1
Sheet 2 of 3

Drawing No.
P 4002.1
Sheet 3 of 3

Before using this drawing, confirm
that it has not been superseded.

© CROWN COPYRIGHT

NOTES: As for the symbol shown on sheet 2.



P4002x1-3

Department for
Transport

Title: Light Signals
WALKING PEDESTRIAN SYMBOL

Issue: Date:
A: 10.3.05
B:
C:

Drawn by: R.M.
Approved by: R.M.

Dimensions:
ALL IN
GRID DIVISIONS

Drawing No.
P 4002.1
Sheet 3 of 3