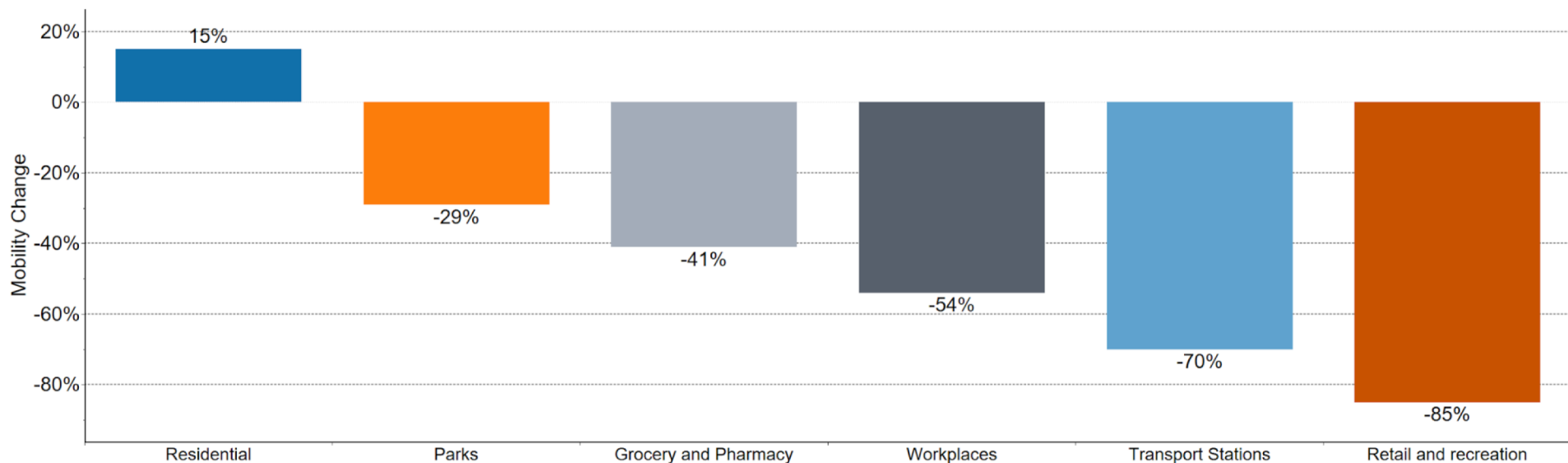


**STAY HOME > PROTECT THE NHS > SAVE LIVES**

## UK Mobility change

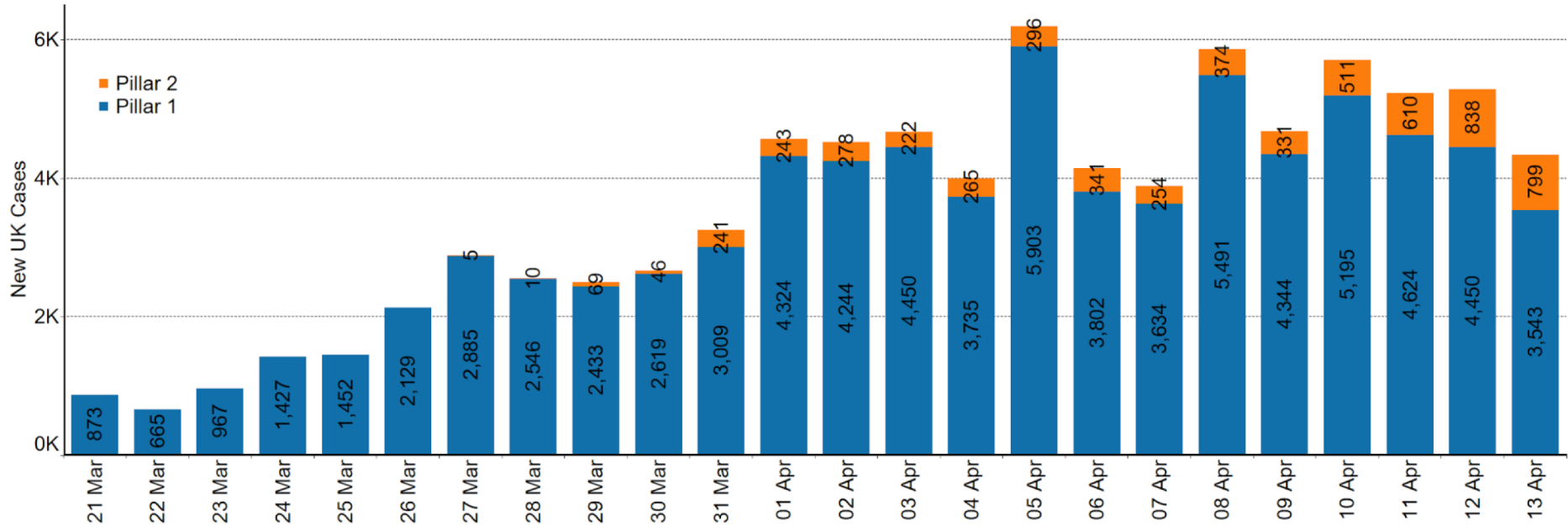
Public response to social distancing guidelines related to Covid-19 as of April 5.



Source: Google. Insights are calculated based on data from a subset of users. As with all samples, this may or may not represent the exact behavior of a wider population.

## New UK Cases

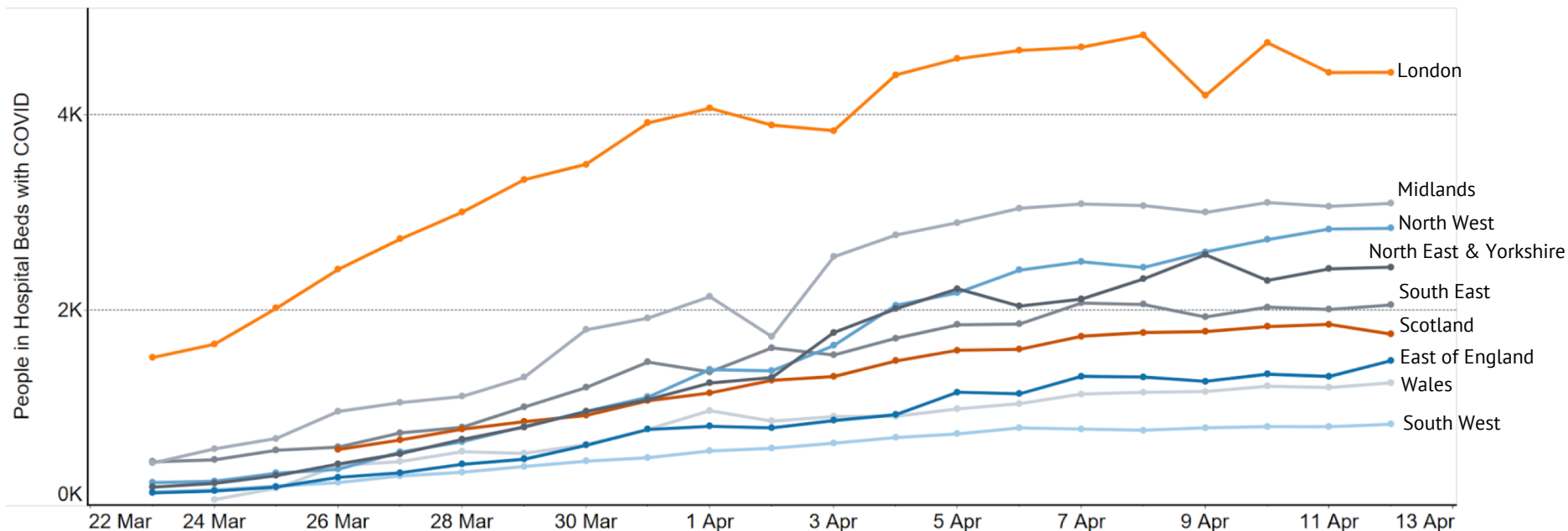
Cases are reported when lab tests are completed. This may be a few days after initial testing. Testing capacity is increasing, which is resulting in a greater number of observed cases (Confidence: there are likely many more cases than currently recorded here). Pillar 1: NHS swab testing for those with a medical need and the most critical key workers. Pillar 2: Commercial-swab testing for critical key workers in the NHS, social care and other sectors.



Source: Department of Health and Social Care.

## People in Hospital Beds with COVID-19 (Great Britain)

Over the last 24 hours, the number of people in hospital with confirmed COVID-19 rose by 1% across the UK and by 12% in the East of England. Nine hospitals, including London Nightingale did not return data for April 9, resulting in a misrepresented drop in hospitalisations. (Confidence: a new categorisation has been added to an existing high quality administrative data set).



## Global Death Comparison

Country data is aligned by stage of the outbreak. Day 0 equals the first day 50 deaths were reported.

(Confidence: deaths are reasonably accurate, but international reporting lags are unclear, so may not be comparing exactly like for like.)

