

The DWP Co-Financing Organisation (CFO) employment programme for the European Social Fund 2014 to 2020 (DWP CFO ESF 14-20) is an EU funded programme<sup>1</sup> across England aimed at unemployed or inactive individuals. Participants will either be long term unemployed or inactive (26 weeks or longer); or have a barrier to work, such as a basic skills need, a health condition, or caring responsibilities.

Since September 2016, the provision spread across 25<sup>2</sup> of the 38 Local Enterprise Partnerships (LEPs) across England, with up to 33 contracts delivering the provision. There are currently 18 contracts taking referrals, 6 of which in London. **This statistical publication refers only to the element of ESF 14-20 operated by DWP as a CFO.**

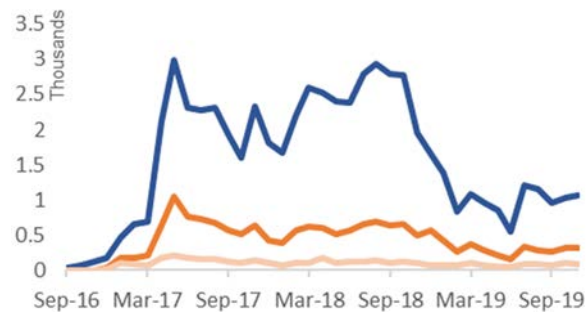
## Main stories

- 61,600 starts on the DWP CFO ESF 14-20 programme from September 2016 to November 2019.
- 41% of all people starting DWP CFO ESF 14-20 were claiming Jobseeker's Allowance, and a further 29% were claiming Universal Credit.
- 44% of all people starting DWP CFO ESF 14-20 are women, 28% come from Black and Minority Ethnic, and 44% have a self-declared disability.

### 61,600

Starts to the programme since September 2016

Starts by month up to November 2019



### 28%

of starts up to November 2018 spent at least three months in work.

In total 13,860 people have spent at least 13 weeks in work, in a 26-week period. This is a **Short Job Outcome**.

Providers' performance met or exceeded contractual targets in 8 out of 22 LEPs, in the twelve months to November 2019.

### 23%

of starts up to November 2018 spent at least six months in work

In total 11,390 people have spent at least 26 weeks in work, in a 52-week period. This is a **Sustained Job Outcome**.

Providers' performance met or exceeded contractual targets in 7 out of 22 LEPs, in the twelve months to November 2019.

<sup>1</sup> Through the EU's ESF 1420 programme which is part of ESIF (European Structural and Investment Funds Growth Programme)

<sup>2</sup> The LEPs Humber and Great Lincolnshire are covered by a single contract and it is not possible to report any information for each LEP separately. Therefore, the total number of reporting units at LEP level will be 24.

## At a glance

Page

Over **61,600 starts** since September 2016

3

**28%** of starts up to November 2018 achieved a **Short Job Outcome**. **23%** achieved a **Sustained Job Outcome**.

4

**44%** of participants are women. **28%** come from Black and Minority Ethnic. **44%** have a self-declared disability.

5

**41%** of participants are claiming **Jobseeker's Allowance**, and **29%** claim **Universal Credit**.

7

About these statistics

9

**Lead Statistician:** Giovanna Mollo  
**Email:** [giovanna.mollo@dwp.gov.uk](mailto:giovanna.mollo@dwp.gov.uk)

**DWP Press Office:** 0203 267 5129  
Any comments? Feedback is welcome

Published: 13 February 2020  
Next edition: July/August 2020

© Crown copyright

## DWP CFO ESF 14-20: Introduction

### What is the European Social Fund?

The European Social Fund programme from 2014 to 2020 (ESF 14-20) is a 7 year round of funding from the EU as part of the European Structural and Investment Funds Growth Programme (ESIF). The ESIF is predominantly made up of the following three arms:

- European Regional Development Fund (ERDF).
- European Social Fund (ESF)
- European Agricultural Fund for Rural Development (EAFRD)<sup>3</sup>

ESF aims to improve employment opportunities, promote social inclusion and invest in skills by providing help people need to meet their potential. The programme is split geographically by Category of Region<sup>4</sup>:

- More Developed (GDP per capita above 90% of EU average). This covers most of England
- Transitional (GDP per capita 75% to 90% of EU average) There are 9 transitional areas in England
- Less Developed (GDP per capita below 75% of EU average) Cornwall and the Isles of Scilly is the only region in England in this category.

Within the DWP CFO ESF 14-20, Providers are paid a fixed monthly Delivery Fee and payments for **Short Job Outcomes**, in which an individual has 13 cumulative weeks in employment over a period of 26 weeks, and **Sustained Job Outcomes**, where an individual has 26 cumulative weeks in employment over 52 weeks.

DWP CFO ESF 14-20 provision was developed in consultation with LEPs to allow the provision to meet local needs. Depending on local circumstances and priorities, most LEPs identified particular categories of eligible participants it wanted its provision to focus on<sup>5</sup>. Some LEPs also asked for particular activities to be included within the provision. At the start of the programme, some contracts had stricter eligibility than the rest, however this resulted in low level of referrals and eligibility has now been widened to increase participant volumes. The eight London contracts have their own unique eligibility requirements.

### What do these statistics show?

This document includes figures on starts and job outcomes for the DWP CFO ESF 14-20 from September 2016. The data has been taken from the Provider Referrals and Payments (PRaP) dataset. The Dec 2019 PRaP dataset has been used, with data on starts taken up to the end of November 2019 and on outcomes up to the end of November 2018, to allow participants time to achieve the outcomes.

<sup>3</sup> [More information on ESIFs and ESF](#)

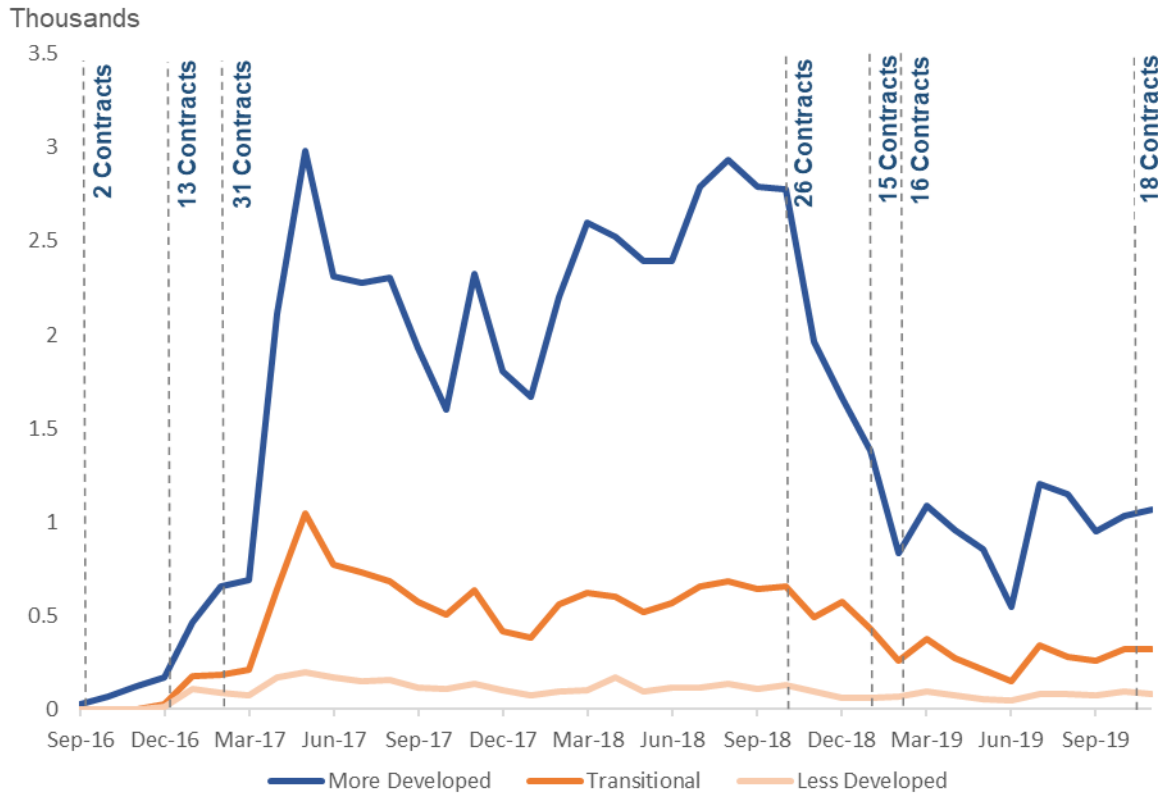
<sup>4</sup> Some LEPS are split by Category of Region

<sup>5</sup> [Details on participant identification and eligibility](#)

# Starts to DWP CFO ESF 14-20

## Over 61,600 starts to the DWP CFO ESF 14-20 provision

Number of starts by month of start and by Category of Region, from September 2016 to November 2019



### Main Findings

There have been 61,600 starts to DWP CFO ESF 14-20 since September 2016.

Thirty-one contracts (31) started taking referrals in three phases between September 2016 and February 2017. By February 2019, sixteen (16) of the original contracts were extended and continued taking referrals. In October 2019, two (2) contracts were launched in two LEPs previously not part of DWP CFO ESF 14-20.

All of the not extended contracts stopped taking new referrals but will continue working with the customers already referred to them, up to when the contracts expire.

The graph in this page shows the time line of these changes, reporting the number of contracts taking referrals when those changes took place.

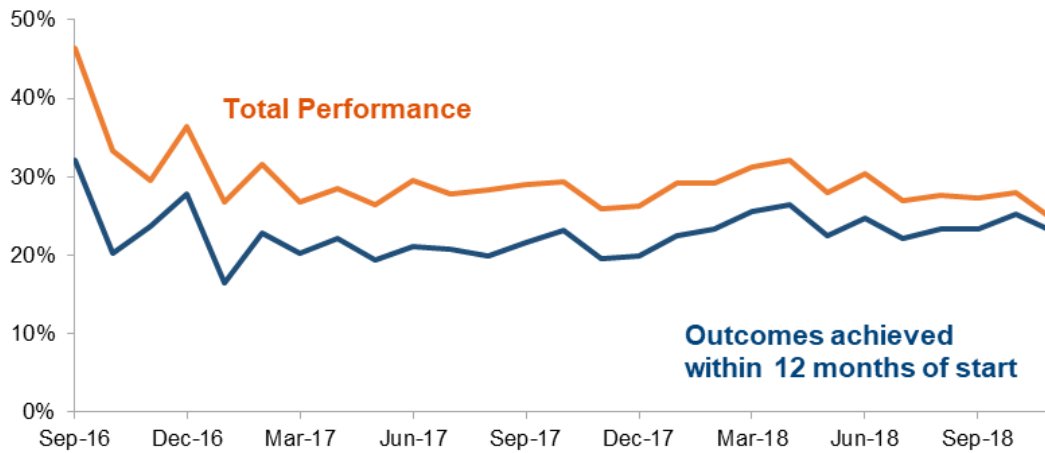
These changes are clearly reflected in the number of starts per month, which rose significantly between September 2016 and March 2017 (31 contracts live) and decreased from October 2018. This has resulted in the number of starts decreasing to approximately 1,000 per month in the twelve months to November 2019.

See **Table 1** for full data.

# Short and Sustained Job Outcomes for DWP CFO ESF 14-20

## 28% of starts achieved a Short Job Outcome

Percentage of starts achieving a Short Job Outcome, by month of start up to November 2018



### Main Findings

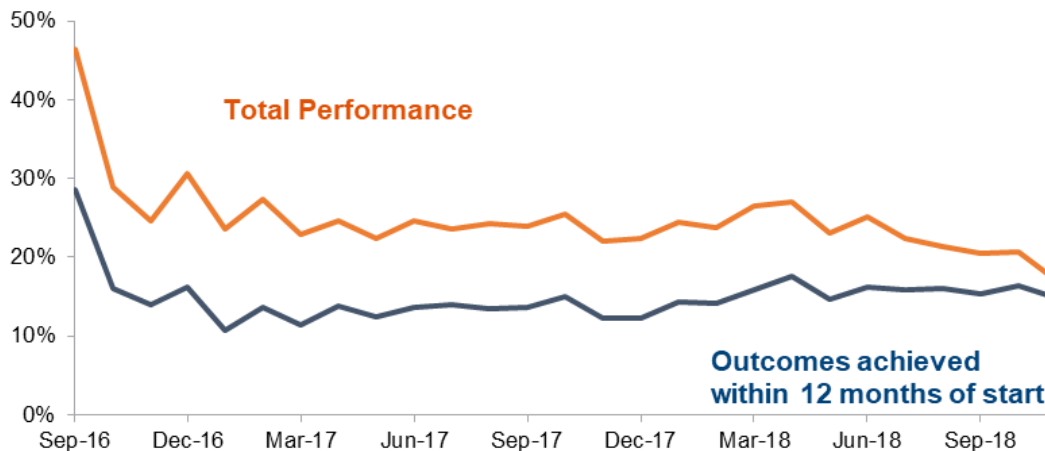
For starts up to November 2018, 28% (13,860) of participants achieved a Short Job Outcome, spending at least 13 weeks in employment during a 26-week consecutive period.

Of these, 79% (11,000 participants) achieved this job outcome within 12 months of their start date. Participants achieving a Short Job Outcome within 12 months of their start date represent 22% of starts to the programme up to this point.

See **Table 2** for full data.

## 23% of starts achieved a Sustained Job Outcome

Percentage of starts achieving a Sustained Job Outcome, by month of start up to November 2018



For starts up to November 2018, 23% (11,390) of participants achieved a Sustained Job Outcome. This means they were in employment for 26 weeks in a 52-week consecutive period.

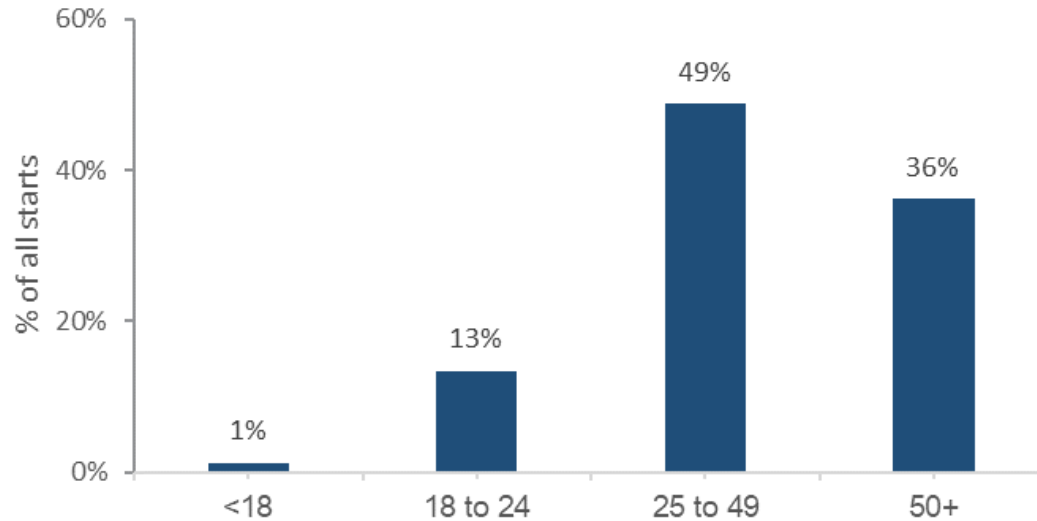
Of these, 63% (7,120 participants) achieved this job outcome within 12 months of their start date. This represents 15% of starts to the programme up to this point.

See **Table 3** for full data.

# Characteristics of people who started DWP CFO ESF 14-20

## Around half of participants are aged between 25 and 49 years

Percentage of starts by Age Group



### Main Findings

Approximately half of all people starting the programme are aged between 25 and 49 years (30,050 individuals).

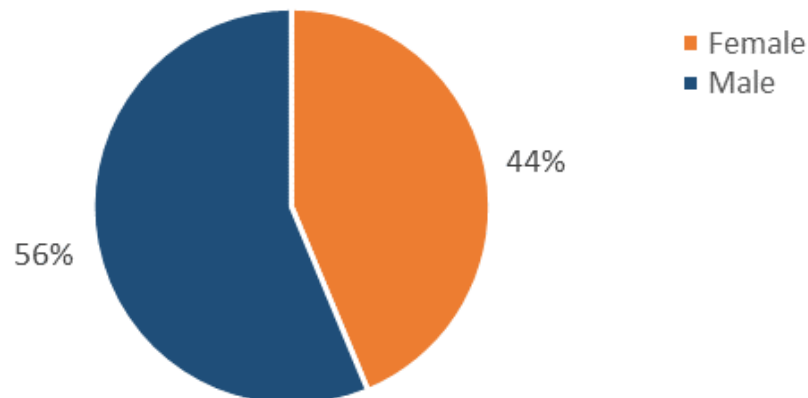
A smaller proportion (36%) are aged over 50 years (22,330 people) and a further 8,280 individuals are aged 18 to 24.

Participants aged under 18 represent 1% of all starts (770 people).

See **Table 4** for full data.

## People starting DWP CFO ESF 14-20 are more likely to be male than female

Percentage of starts by Gender

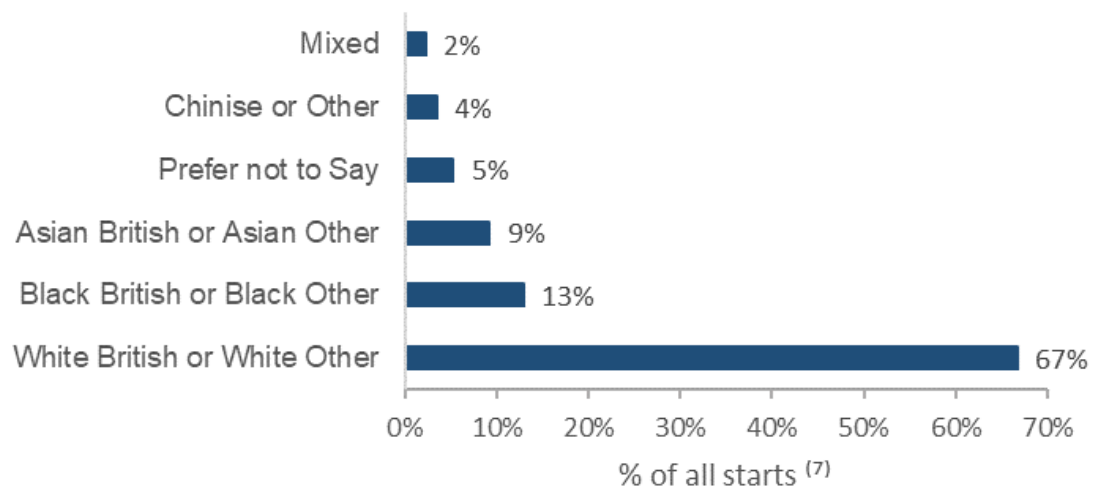


More than half (56%) of all people starting the programme (34,570 individuals) are male. Female participants are 26,860.

See **Table 4** for full data.

## More than 1 in 4 of those starting DWP CFO ESF 14-20 come from Black and Minorities Ethnic

### Percentage of starts by Ethnicity



### Main Findings

The majority of people (67%) on DWP CFO ESF 14-20<sup>6</sup> identified themselves as white (28,820 people).

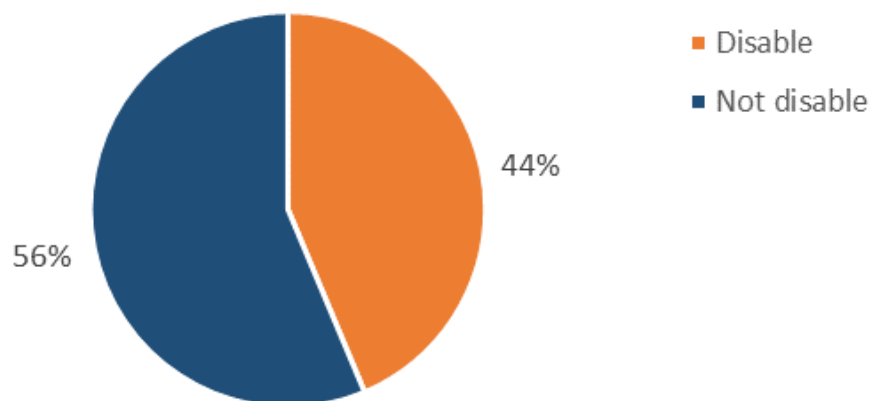
A further 28% (12,120 people) identified themselves as belonging to a Black and Minority Ethnic; whereas 5% (2,310 people) preferred not to specify their ethnicity.

The ethnicity of 18,080 people (29% of all starts) who were claiming Universal Credit is unknown, as this data is not available for this customer group.

See **Table 4** for full data.

## Almost half of participants have a self-declared disability

### Percentage of starts by Self-declared Disability



Less than half of all starts<sup>7</sup> (44%) have a self-declared disability (18,930); whereas participants that have identified themselves as not disable are 24,420.

The disability status of 18,080 people (29% of all starts) who were claiming Universal Credit is unknown, as this data is unavailable for this customer group.

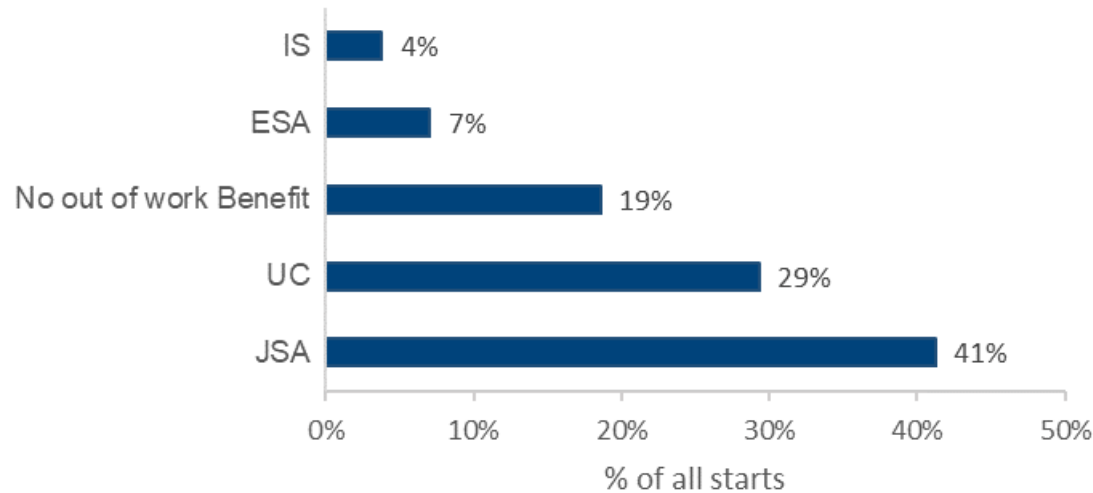
See **Table 4** for full data.

<sup>6</sup> All starts except records for which this information is unknown (including participants claiming Universal Credit when they joined the provision).

# Main benefit of DWP CFO ESF 14-20 participants

## More than half of people starting DWP CFO ESF 14-20 are claiming JSA, ESA or IS

Percentage of starts by Benefit Type



### Main Findings

Between September 2016 and November 2019, participants claiming Jobseeker's Allowance when they joined the programme were 41% (25,390 people).

A further 29% (18,080 people) were claiming Universal Credit.

Participants claiming Employment and Support Allowance were 4,340 (7%) and Income Support claimants were 2,350 (4%).


Nearly one in five (19%) of the people on DWP CFO ESF 14-20 (11,450 participants) were not claiming an out of work benefit when they started the provision.

See **Table 5** for full data.

# DWP CFO ESF 14-20: Contractual Performance

## Contractual performance for Short Job Outcomes

Actual performance as a percentage of expected performance from December 2018 to November 2019



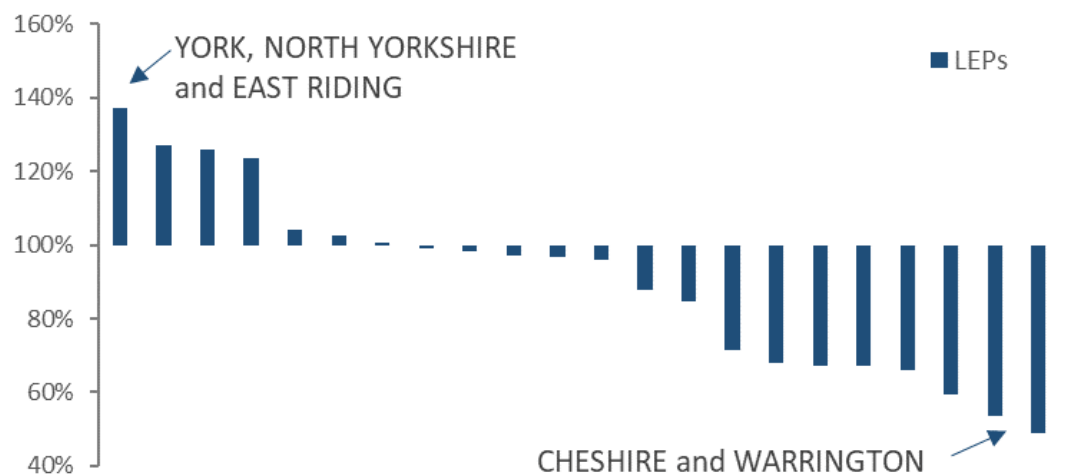
### Main Findings

The providers delivering DWP CFO ESF 14-20 have an expected performance level for the amount of Short and Sustained Job Outcomes they are expected to achieve each month. Actual performance is measured against this expected performance level. The performance shown here is actual performance as a percentage of expected performance over a 12-month period.

Between December 2018 to November 2019, 8 out of 22 LEPs and 11 out of 31 contracts<sup>7</sup> met or exceeded their expected number of Short Job Outcomes, getting people in work for at least 13 out of 26 weeks.

## Contractual Performance for Sustained Job Outcomes

Actual performance as a percentage of expected performance from December 2018 to November 2019



Over the same period, 7 out of 22 LEPs and 10 out of 31 contracts<sup>8</sup> met or exceeded their expected number of Sustained Job Outcomes, getting people in work for at least 26 out of 52 weeks.

See **Table 6** for full data on performance information for each contract and [Background Information Note](#) for more details about contractual information.

<sup>7</sup> In total there are 33 DWP CFO ESF 14-20 live contacts, but 2 of them with less than 12 months' performance data.



# About these statistics

## Statistical Products

This statistical summary gives an overview of the **DWP Co-Financing Organisation (CFO) employment programme for the European Social Fund 2014 to 2020**. Key points and trends are presented using charts and commentary. The information underlying the charts is available in our supporting tables.

Data for these statistics is derived from the DWP Provider Referrals and Payments System (PRaP); Labour Market Systems Opportunities Dataset; National Benefit Database; Universal Cred Official Statistics Dataset; and Client Extract Data.

Some data within this publication may be subject to revisions. For more information on the revisions policy see the DWP CFO European Social Fund 2014 to 2020: Background Information Note. Percentages in this publication are rounded to the nearest integer. Percentages may not always sum to 100% due to missing values in the data.

### Experimental Statistics

Experimental statistics are official statistics which are published in order to involve users and stakeholders in their development and as a means to build in quality at an early stage. All official statistics should comply with the UK Statistics Authority's [Code of Practice for Statistics](#) which promotes the production and dissemination of official statistics that inform decision making.

## Where to find out more

### DWP CFO European Social Fund 2014-2020 Programme and Statistics

Our [Background Information Note](#) provides further information on DWP CFO European Social Fund 2014 to 2020 employment programme and Statistics.

Further information about the DWP CFO ESF 14-20 programme is available in the [DWP CFO ESF 14-20 Provider Guidance](#)

Information about how DWP operates as one of the co-financing organisations for the DWP CFO ESF 14-20 programme is available [here](#)

### Other Statistical Releases

DWP publishes statistics for a wide range of employment support schemes, including Access to Work, New Enterprise Allowance, Specialist Employability Support, Work Choice, Work Programme, and the Work and Health Programme. [View the full collection.](#)

## Contact information and feedback

For more information on DWP CFO European Social Fund 2014-2020 statistics, please contact Giovanna Mollo at [giovanna.mollo@dpw.gov.uk](mailto:giovanna.mollo@dpw.gov.uk)  
DWP would like to hear your views on our statistical publications. If you use any of our statistics publications, we would be interested in hearing what you use them for and how well they meet your requirements. Please email DWP at [stats-consultation@dpw.gov.uk](mailto:stats-consultation@dpw.gov.uk).