



**Ministry of Defence
PS12 - Ceremonial Policy and Plans
Home Command,**

Telephone
Facsimile

Military
Facsimile

Email Ext
Email Int

Reference: D/HC/PS12/ADC/

See Distribution

Date: Feb 10

RECORD OF DISCUSSION AND DECISIONS OF THE 359th MEETING OF THE ARMY DRESS COMMITTEE HELD IN ARMY HQ ANDOVER ON 7th FEBRUARY 2019

Present



Rank (a)	First Name (b)	Surname (c)	Appointment (d)	Remarks (e)
Maj Gen	Ivan	Jones	D Pers	Chairman
			AD Log Sp	
			CO JSAU(L)	Female Rep
			SO1 PS12	
			SO1 Pers Admin, Sp, HQ Fd Army	
			Army Sgt Major	
				Reserves Rep
			Army Historical Advisor	
			PS12 Ceremonial & Awards	Secretary






In Attendance


			SO2 Mat Sp HQ Army	
--	--	--	-----------------------	--

Apologies


Brig	Simon	Banton	Hd Arms & Svcs	Deputy Chairman
			SO1 Pers Plans, Sp, HQ Fd Army	
			SO1 Plans D E&C	
			DES	
			HC Sgt Major	


Item	Discussion/Decision	Action
Item 1. Welcome	The Chairman welcomed everyone to this – his first and last meeting of the Army Dress Committee.	
Item 2. Minutes of 358th ADC	Approved.	
Item 3. Matters Arising	<p>a. Although it was confirmed that the design of the DTAR emblem had been approved, CO DATR had been informed that the Committee’s view was that it was an uninspiring design.</p> <p>b. The Secretary confirmed that SCOTS had been informed of the Committee’s recommendation that a small pocket is added to the female skirt/kilt sufficient to hold a mobile phone or ID Card.</p>	All
Item 4. Record of Decisions taken Out of Committee	<p>a. Gurkha SPS. The Committee approved a distinctive TRF to be worn by GSPS and agreed that WO and SNCO rank insignia as well qualification/employment badges worn by GSPS personnel in all parade uniforms are to mirror those worn by RGR - black on rifle green background in No 2 Dress. As with all other TRFs, they are to be procured and tailored at non-public expense.</p>  <p>Decision. Approved by ADC Decision 4435</p> <p>b. Frock Coat. GOC ARITC and Comdt RMAS Gp entitled to wear the General Staff Frock Coat for the duration of their appointment</p> <p>Decision. Approved by ADC Decision 4436</p> <p>c. Royal Yeomanry. RY had submitted proposed revisions to their Dress Regulations including dress for female officers and ORs. These were approved and have been incorporated into Part 4 of ADR.</p> <p>Decision. Approved by ADC Decision 4437</p> <p>d. 243 (The Wessex) Field Hospital. Design of Emblem. As with other emblems, it may be used on letterheads, electronic media and signage but at non-public expense.</p>  <p>Decision. Approved by ADC Decision 4438</p>	<p>RHQ AGC HQ BG</p> <p>HQ Sandhurst Gp</p> <p>HQ RAC</p> <p>AMS</p>

Item	Discussion/Decision	Action
	<p>e. DATR. Design of emblem. it may be used on letterheads, electronic media and signage but at non-public expense.</p>  <p>Decision. Approved by ADC Decision 4439</p> <p>f. DIO. Formation Flash to be worn on Combat Dress only at non-public expense.</p>  <p>Decision. Approved by ADC Decision 4440</p> <p>g. REME. REME Electronics Technicians and REME Technical Support Specialists added to the list of those Class 1 Tradesmen authorised to wear the hammer and pincer badge as a qualification badge on parade uniforms at public expense subject to the restrictions on the number and type of badges that may be worn as detailed in Part 9 of ADRs.</p>  <p>Decision. Approved by ADC Decision 4441</p> <p>h. 7 Air Defence Group. Formation Flash to be worn on Combat Dress only at non-public expense. Also approved as an emblem for use on letterheads, electronic media and signage but at non-public expense.</p>  <p>Decision. Approved by ADC Decision 4442</p> <p>i. RA. Redesign of female Mess Dress.</p> <p>Decision. Approved by ADC Decision 4443</p> <p>j. Infantry. Infantry emblem to be used by HQ Inf, Sch of Inf and ITDU. it may be used on letterheads, electronic media and signage but at non-public expense</p>  <p>Decision. Approved by ADC Decision 4444</p>	<p>RHQ DATR</p> <p>HQ DIO</p> <p>HQ REME</p> <p>GBAD, Army HQ</p> <p>RHQ RA</p> <p>HQ Inf</p>
Item 5. TORs	The Committee reviewed the existing TORs and accepted them noting corrections to some appointment titles. The Chairman agreed that less contentious items to be considered out-of-committee could be approved by the	All


Item	Discussion/Decision	Action
	<p>Deputy Chairman if there was a unanimous view. The latest version of the TORs is at Annex A to these minutes.</p> <p>Decision. Approved by ADC Decision 4445</p>	
<p>Item 6. CAMUS Uniforms</p>	<p>HQ CAMUS wished to add the design of a Full Dress uniform for officers, SNCOs and ORs to their Dress Regulations. Having discussed various options with CAMUS and the Historical Advisor, the Committee endorsed a uniform based on a scarlet tunic with blue facings, a blue cloth helmet and trousers with a broad 1⁷/₈th inch width stripe along the outer seams. CAMUS is to consider designs for a helmet plate. The detailed specifications are then to be approved by the Committee.</p> <p>Decision. Approved by ADC. Decision 4446</p>	<p>HQ CAMUS</p>
<p>Item 7. Dress for Females in Combat Arms</p>	<p>The Committee spent some time discussing dress for females in the Combat Arms. The Committee reaffirmed its previous guidance that the Army still wished females to look female when in parade orders of dress excepting those on public duties. As a number of Infantry Regiments had revised their regulations following this guidance, the Committee agreed that the Secretary in consultation with the Army Historical Advisor could approve the detail of the proposed revised dress regulations submitted by these Regiments.</p>	<p>Secretary Historical Advisor</p>
<p>Item 8. Badge for Senior Warrant Officers</p>	<p>Having been raised by the Army SM, the Committee spent some time discussing the style of appointment badge worn by Comd SM and Corps SM.</p> <p>The Committee noted that in 2005 it approved the design of an appointment badge for the newly created Corps SM/RSM which was to be worn by all in the same design irrespective of regiment or corps. It also noted that in 2009, it approved the same design of appointment badge for Comd SM again stating that it should be worn in a generic standard design for all irrespective of appointment or Regiment.</p>  <p>However, the Army SM stated that many senior Warrant Officers were now wearing “regimentalised” badges in both Combat Dress and No 2 Dress and he asked for clear direction. Firstly, the Committee agreed that in Combat Dress, all Senior Warrants Officers could wear the rank insignia in the pattern of their Corps or Regiment in line with direction for the General Staff. The Committee also agreed that it was logical for Corps SM and Corps RSMs to wear “regimentalised” insignia in parade orders of dress as it was an E1 appointment. However, in regard to Comd</p>	

Item	Discussion/Decision	Action
	<p>SM which is an E2 type of appointment, the majority view was that Comd SM should be seen as outside the Regiments and Corps within the command and like the General Staff and the Army SM, should wear generic rank insignia on their parade orders of dress.</p> <p>In summarising, the Chairman directed that the style of Senior Warrant's Officers' appointment badge was to be:</p> <p>a. Combat Dress. Regimental pattern for all. b. Parade Orders of Dress:</p> <ul style="list-style-type: none"> • Corps SM/RSM - Regimental pattern • Comd SM – Generic plain pattern <p>Decision. Approved by ADC. Decision 4447</p> <p>Afternote: The Secretary is to publish an Army Briefing Note (ABN) publicising the revised policy.</p>	<p>All</p> <p>Secretary</p>
<p>Item 9. Entitlement to No 11 Dress</p>	<p>The Secretary explained that appointments entitled to the No 11 (Tropical Mess) Dress Grant (up to a maximum of £400) were listed in Part 10 of Army Dress Regulations (ADR). This list was derived from Material Regulations for the Army (Mats Regs) which preceeded ADRs. While Mat Regs clearly stated that officers in units on long residentail postings to tropical and semi-tropical regions had an entitlement to the grant, this was not carried forward into ADRs. As a consequence, officers at RD in regiments currently posted to Cyprus and Brunei had no entitlement to the grant. Similarly because the SNCO Mess Dress Grant had not been introduced when Mat Regs was the authority, there was no entitlement for SNCOs now.</p> <p>In discussion, the Committee agreed that officers and SNCOs at RD wore Mess Dress more frequently than certain staff officers in the HQs who currently have an entitlement. The Committee therefore agreed that the entitlement to the No 11 (Tropical Mess) Dress Grant of up to £400 should be extended to all officers and SNCOs at RD on long residentail postings to tropical and semi-tropical regions providing that each individual claiming the grant has an expectation of serving for at least 12 months in the region. The Secretary was to update Part 10 of ADRs. The entitlement to this grant was to be effective from 1 Jan 19.</p> <p>Decision. Approved by ADC. Decision 4448</p>	<p>All</p> <p>Secretary</p>

Item	Discussion/Decision	Action
<p>Item 10. Sandhurst Medal</p>	<p>The Secretary outlined a request from HQ Sandhurst Group for Overseas Cadets to be authorised to wear the Sandhurst medal for the Sovereign’s Parade. The medal is a commercial product paid for by the Sandhurst Trust and presented to all Overseas Cadets who completed the commissioning course since 2016. It is also available to those who passed out prior to 2016 on payment of £200. It comes in a presentation box with full-sized and miniature forms of the medal together with a ribbon. The intent is to present every Overseas Cadet with the medal and for their own MOD to provide authority for them to wear it – many have done so.</p>  <p>QRs and Army Dress Regulations state that British Forces personnel may only wear medals and decorations awarded to them personally by The Sovereign or authorised by Her to wear them. Although the Overseas Cadets are foreign nationals, they are wearing the uniform of an Officer Cadet in the British Army. In addition, Overseas Cadets are not authorised to wear on British Army uniforms any medals or decorations awarded to them by their own MOD. While the Committee clearly understood the benefit to Defence Engagement of presenting these medals, the view was that it was inappropriate for the medal to be worn on British Army uniforms at any time. Were the medal to be authorised to be worn, there was the view that it would look odd on the Sovereign’s Parade as the British cadets received nothing.</p> <p>In summing up, the Chairman stated that as the medal was not approved for wear on British Army uniforms, it was not to be worn during the Sovereign’s Parade.</p> <p>Decision. Not approved by ADC. Decision 4449</p>	<p>HQ Sandhurst Gp</p>
<p>Item 11. Uniform Grants</p>	<p>The Secretary stated that the current level of each uniform grant was last reviewed in 2011 and revised rates for each became effective from 1 Apr 12. Over the last 8 years, the amount charged by individual civilian tailors had increased to the extent that no grant is currently adequate resulting in officers and SNCOs having to make up the difference between the maximum of the grant and the tailors charges.</p> <p>The Secretary provided a table showing the average existing cost of various uniforms and accoutrements. Collectively it showed that the 2018/19 Uniform Budget was some £400k underfunded.</p>	<p>ALL</p>

Item	Discussion/Decision	Action
	While the Committee agreed that it was wrong for individuals to spend their own money in order to be correctly dressed and a source of some grievance, the Chairman stated that he would look into the issue.	
Item 12. Badges	<p>The Committee approved the design of an emblem for use by the Royal School of Artillery noting that it had been in use for some years but never formally authorised. As with other emblems, it may be used on letterheads, electronic media and signage but at non-public expense.</p>  <p>Decision. Approved by ADC. Decision 4450</p>	HQ RA
Item 13 AOB	There was no other business	
Item 14. Date of Next Meeting	The next meeting was scheduled for Sep 19 – date TBC.	Secretary

{Original Signed}


 Lieutenant Colonel (Retired)
 Secretary Army Dress Committee
 for Director Personnel

Distribution:

External:

Action:

- HQ JFC (SO1 Co-Ord and Engagement)
- ARMY HQ (COS PSC)
- HQ Field Army (DACOS Pers and Comd SM)
- HQ HC (Comd SM)
- HQ ARRC (Comd SM)
- HQ FTC (for Comd SM)
- HQ SJC(UK)
- HQ 1 (UK) Armd Div (for DCOS & Comd SM)
- HQ 3 (UK) Div (for DCOS & Comd SM)
- HQ Regional Comd (for ACOS Pers and AD Cadets)
- HQ JHC (for Dep Comd)
- HQ SCOTLAND
- HQ LONDIST DCOS and Log Sp Cer SO2)
- HQ BF Germany (for DCOS)
- HQ BF Gibraltar (for J1 SO2 & JAOOC)
- HQ BF Cyprus (for COMD SO1 J1 & J4)
- HQ H Div (for Bde Maj)

HQ RAC (for Corps Col and CRSM)
RHQ RA (for Corps Col, Regt Pol SO2 and RASM)
RHQ RE (for Corps Col & Corps RSM)
RHQ R SIGNALS (for Corps Col & Corps RSM)
HQ INF (for G1 PERSOPS SO2 and RSM)
HQ Foot Guards (for Lt Col)
HQ Queen's Div (for Lt Col)
HQ King's Div (for Lt Col)
HQ SWI Div (for SO2)
HQ RIFLES (for Lt Col)
RHQ SCOTS (for Lt Col and Regtl Sec)
RHQ PARA (for Lt Col)
RHQ Brigade of Gurkhas (for Col BG & Regt Sec)
RHQ AAC (for Regtl Col and Corps SM)
HQ DSF (for JSFSG)
HQ RACHD (for Staff Chaplain & Senior Chaplain Soldier Training)
RHQ RLC (for Corps Col, Corps Adjnt and Corps SM)
HQ AMS (for Corps Col and Corps SM)
RHQ REME (for Corps Col & Corps ASM)
RHQ AGC (for Corps Col & Regtl Sec)
HQ SASC (for Lt Col & Corps RSM)
HQ INT CORPS (for Corps Col, Corps SM & Adjnt)
HQ RAPTC (for Adjnt & CRSM)
HQ CAMUS (for Corps Col, QM and CRSM)
HQ RG (for G1 Comd Gp, COS)
HQ RMAS Gp (for Adjnt & QM)
DIO (for (DIO SAPT-Dir MA)
GBAD, HQ Army ([REDACTED]) (Army Cap-GM-JEGBAD-So2)
DATR (For CO)

Information:

RN (for CAP LOG SC OPS POL SO1)
RM (for FLEET Asst Corps Sec)
RAF (for UCPSM Cer and Pol)
Army Secretariat

Internal:

Information:

All Committee Members and those in attendance.
Army RemPol (for SO2 Allces Policy)
Army Historical Branch
Army Brand Manager – [REDACTED]
MOD RQMS

ARMY DRESS COMMITTEE (ADC)
TERMS OF REFERENCE

1. On behalf of CGS, the Committee considers any proposal to introduce or alter the State, full, mess, parade, and working dress and accoutrements of the Army; and the badges, insignia and embellishments to be worn with all forms of dress and submits recommendations to ECAB when necessary. The Committee implements overall policy on Army Dress as directed by CGS, and examines and makes decisions on any detailed aspect, change or modification to all non-operational Army dress matters either pan-Army or from any Regimental HQ.
2. The Committee takes into account all cost implications of proposals considered by it and may approve proposals subject to appropriate TLB funding. The Committee also takes into account the historical and traditional aspects of British Army uniform and accoutrements.

DETAILED TASKS

3. Detailed tasks include:
 - a. Approve proposed changes to all Army, Corps and Regimental Uniforms except those worn in operational environments.
 - b. Direct how, when and where uniform is to be worn.
 - c. Direct uniform to be worn for specific events or occasions.
 - d. Approve all new badges, emblems and mottos to be worn on any uniform or used on electronic media or official letterheads.

COMPOSITION

4.

Serial	Role	Appointment	Responsibilities
1	Chairman	Director Personnel	
2	Members	Head Arms & Services	Deputy Chairman
		Rep D E&C	As Army Brand Manager comment on proposed designs and impact on the Army Brand image.

Serial	Role	Appointment	Responsibilities
		AD Logistic Support Army HQ	Provide a view on logistic issues with any new proposals particularly in regard to clothing and supply chain issues.
		Female Representative	Provide a female perspective on all proposals.
		Field Army – DACOS Pers	Provide a Fd Army perspective.
		Home Command – DACOS Plans	Provide a Home Command perspective.
		Home Command – Command Cpl Maj	Provide a Fd Army soldier's perspective on all proposals
		SO1 Army Reserve	Provide a Reserves perspective on all proposals
		SO1 PS12(A)	Provide comment on the ceremonial aspects of any proposal.
		Army Sgt Major	Provide a soldier's perspective on all proposals. Represent the views of CGS as necessary.
		Defence Clothing	Provide a logistic, commercial and contractual perspective on all proposals.
		Army Historical Advisor	Provide an historical perspective to all proposals.
3	Secretary	SO2 Ceremonial & Awards PS12(A)	Arrange meetings, produce Issue Briefs, record decisions and publish minutes.
4	In Attendance	Particular appointments as required	

FREQUENCY

5. Two times a year or as required.

OUT OF COMMITTEE PROCEDURE

6. Less contentious proposals may be considered by circulation to committee members by the Secretary for their agreement. If the view is unanimous, the Deputy Chairman may approve the proposal. All proposals agreed out of committee are to be ratified at the next full committee meeting.

STANDARD AGENDA POINTS

7. The agenda usually covers:
 - a. New dress proposals or concerns.
 - b. New requirements.



**Ministry of Defence
Directorate of Personnel Operations – PS12(A),**

Telephone
Facsimile

Military
Facsimile

Email Ext
Email Int

See Distribution

Reference: D/DPS(A)/25/1/1/PS12(A)

Date: 20 December 2015



RECORD OF DISCUSSION AND DECISIONS OF THE 354th MEETING OF THE ARMY DRESS COMMITTEE HELD IN ARMY HQ ANDOVER ON 1st DECEMBER 2015

Attendance

Rank (a)	First Name (b)	Surname (c)	Appointment (d)	Remarks (e)
Maj Gen	Rob	Nitsch	D Pers	Chairman
Brig	John	Donnelly	DPS(A)	
Col			AD Log Sp	
Col			Col Media & Comms	
Lt Col			SO1 PS12	
Lt Col				Female Rep
WO1			Army SM	
Lt Col			SO1 Reserves HQ Army	Reserves Rep
Mrs			TL Defence Clothing	
Mr			SO2 Pers, Cadet Branch, HQ Sp Comd	Cadets Rep
Lt Col (Retd)			SO2 Ceremonial & Awards PS12(A)	Secretary

In Attendance

Lt Col (Retd)			Army Historical Advisor	
Lt Col			Defence Clothing	
Mr			SO2 Log Sp	



Item	Discussion/Decision	Action
Item 1. Welcome	The Chairman welcomed everyone to this meeting of the Army Dress Committee.	
Item 2. Minutes of 353rd ADC	Approved.	
Item 3. Matters Arising	None	
Item 4. Record of Decisions taken Out of Committee	<p>a. 16 Air Assault Brigade Formation Flash and Emblem . Approved change to re-use the same flash and emblem as previously worn by 5 AB Bde.</p>  <p>Decision. Approved by ADC Decision 4357</p> <p>b. The Defence School of Electronic and Mechanical Engineering Flash and Emblem. This proposal was withdrawn.</p> <p>c. Mission Training & Mobilisation Centre. Approved design of Formation Flash and emblem to be produced and used at private expense. The red background to be replaced by a light brown in subdued version.</p>  <p>Decision. Approved by ADC Decision 4358</p>	<p>16 AA Bde</p> <p>MTMC</p>
Item 5. General Staff Dress Regulations	<p>The Committee discussed various aspects of the revised GS Dress Regulations and agreed:</p> <p>a. No 2 Dress Shirt. No 2 Dress shirt to be pale buff/white shirt with epaulettes, 2 x pleated breast pockets with buttoned flaps. Buttons to be pale in colour. This shirt also to be worn in Barrack Dress.</p>	All General Staff officers

Item	Discussion/Decision	Action
	<p>b. E1 Appointments. Dress to be a variation of the GS Dress not regimental dress. General Staff officers appointed to specified E1 appointments are to wear General Staff uniforms (including Mess Dress) with the exception of head dress, ceremonial belts and rank insignia. Head dress is to include the scarlet (or other coloured) band¹. The General Staff cap badge is to be worn on all head dress. Those officers who were promoted from a regiment that did not wear a Sam Browne belt in No 2 Dress may carry their regimental pattern sword and sword slings. Regimental Stable Belt may be worn in Barrack and Combat Dress but General Staff TRF is to be worn in Combat Dress. The only appointments that are formally classified as E1 appointments are the Corps Colonels, professional Heads of Service of AGC (SPS), ETS and ALS and those who had been promoted from AGC(RMP) who are occupying an E1 Provost appointment². Corps Colonels who are in an appointment different to their previous regiment or corps (e.g Col CAMUS) are to wear the uniform associated with their appointment.</p> <p>c. Grants. Review all grants once additional funding for the Reserves' grants had been negotiated.</p> <p>d. Female Mess Dress Grant. Agreed to hold the grant at £500 for those females who had been promoted prior to Apr 15 to purchase the new style of dress.</p> <p>e. QARANC Officers. These officers are to follow the same dress principles as those promoted from RAMC, RADC and RACHD. Regimental style uniform (incl Mess Dress) but with General Staff cap badge, appropriately coloured gorget patches, regimental head dress but with General Staff peak, No 1 Dress overalls with appropriately coloured stripe, General officer's or scarlet waist sash. Those from RACHD may wear the cross belt in No 2 Dress.</p> <p>f. Uniform Tax Relief. The Committee wished all senior officers to be aware that Colonels and above receive an Annual Uniform Tax Relief (UTR) of £749. 1/12th of this is removed from an individual's taxable income each month with the effect that tax at 40% is not paid. Annually UTR provides £300 to every individual. This is designed to repay the tax on repairs, cleaning and replacement of items provided from grant and is to be used to fund additional items such as stable belts, TRF etc.</p> <p>Decision. Approved by ADC. Decision 4359</p>	

¹ Note that General Staff coloured band are not to be worn on berets, caubeens, TOS or glengarries.

² These officers may continue to wear the scarlet RMP armband

Item	Discussion/Decision	Action
Item 6. Combat Dress	<p>The Committee discussed various aspects of Personal Combat System – Combat Uniform (PCS-CU) and agreed:</p> <p>a. Summer and Winter Order. The newly issued Combat shirt is to be worn with sleeves down during the Winter months (1 Oct – 31 Mar) and sleeves rolled up during the summer. It is always to be worn tucked into the trousers. FA and PSC to publish reminders in good time. The jacket is always to be worn with sleeves down.</p> <p>b. Regimental Jerseys and Shirts. The practise of wearing non-Combat Dress items such as regimental jerseys, JHW, shirts, ties and head dress in Combat Dress may continue where these are already authorised in regimental Dress Regulations or previous decisions of the Committee. The Committee is unlikely to approve any new proposals. The General Staff Dress Regulations do not allow for any other items to be worn in Combat Dress.</p> <p>Decision. Approved by ADC. Decision 4360</p>	<p>HQ FA & HQ PSC</p> <p>All</p>
Item 7. Barrack Dress	<p>The Committee acknowledged that there are large stocks of Barrack Dress trousers as a consequence of individuals electing to wear Combat Dress as the default working dress. The Committee did not wish to issue any directive on wearing Barrack Dress and therefore Log Branch are to manage stocks according to usage.</p> <p>Decision. Approved by ADC. Decision 4361</p>	Log Sp
Item 8. Overcoat for No 2 Dress	<p>The Committee discussed various options and agreed that the Royal Marine style of raincoat was entirely suitable although in a khaki colour that matched the No 2 Dress. The Committee directed that funding needed to be secured to provide raincoats in the following priority order:</p> <p>Public Duties Phase 1 Training establishments Pool for BRIDGE Ops.</p> <p>Defence Clothing was asked to provide a sample based on the SUR previously approved by the Committee.</p> <p>Decision. Approved by ADC. Decision 4362</p>	Army SM
Item 9. General Service Corps Dress Regulations	Item not discussed.	
Item 10 RWxY	a. The Committee discussed a proposal from RWxY that officers should wear a different cap badge to that worn by	

Item	Discussion/Decision	Action
<p>Officers Cap Badge</p>	<p>ORs.</p> <p>b. The College of Arms was reluctant to agree to the design. Firstly it was unusual to go back to Her Majesty so soon after She had approved a design. In Garter's view, there has always been an official 5 year period before asking Her Majesty to endorse any change. This 5 years has allowed an original design to "bed in" and for the regiment to get used to new regulations. It also tended to mitigate against changes on the whim of a Commanding Officer. Accordingly the Committee did not agree the proposal and directed that RWxY be invited to resubmit the proposal in 4 year's time – should they wish to do so</p> <p>Decision. Approved by ADC. Decision 4363</p>	<p>RHQ RWxY</p>
<p>Item 11. Stable Belt for Band of BG</p>	<p>HQ BG had submitted a proposal for musicians of the Band of the Brigade of Gurkhas to wear a different buckle to their stable belts in order to differentiate them from others.</p>  <p>The buckle to show the Band's cap badge in place of the RGR cap badge.</p> <p>Decision. Approved by ADC. Decision 4364</p>	<p>HQ BG</p>
<p>Item 12. 7 Flt AAC Badge</p>	<p>HQ AAC had submitted a proposal for a badge to be worn by 7 Flt AAC on ceremonial flight clothing and on letterheads. The badge to be based on the standard AAC standard with the motto "CUSTOS SUPERNE" (guardians from above). In agreeing to the design and in keeping with similar badges, the Committee directed that the design was not to be produced or used at public expense.</p>  <p>Decision. Approved by ADC. Decision 4365</p>	<p>HQ AAC</p>
<p>Item 13. Items for Discussion</p>	<p>a. RAC Corps SM Cap Badge. An informal proposal had been received from HQ RAC for the Corps SM to wear the RAC cap badge in place of his regimental cap badge. The RAC Corps SM is the senior NCO of a multi-cap badged corps. He is expected to be neutral and unbiased when it comes to regimental issues. He feels that his neutrality is compromised by wearing a regimental</p>	<p>HQ RAC</p>

Item	Discussion/Decision	Action
	<p>cap badge and has suggested that his cap badge is replaced in working dress (Combat Dress and Barrack Dress) with the RAC cap badge currently worn by the RAC Band. The Committee took the view that as all other aspects of his dress was regimental, wearing the RAC cap badge would confuse more than show any impartiality.</p> <p>Decision. Not Approved by ADC. Decision 4366</p> <p>b. No 1 Dress Grant for Comd BFG. A request had been received from Comd British Forces Germany (BFG) for his appointment to be entitled to the No 1 Dress Grant. The Committee thought that as a Brig in a command appointment he might already be entitled but nevertheless agreed to the request so that he was appropriately dressed representing the Army during the many public engagements associated draw-down activities. He was also entitled to the loan of ceremonial accoutrements for the duration of his appointment.</p> <p>Decision. Approved by ADC. Decision 4367</p>	HQ BFG
Item 13. Date of Next Meeting	There was no other business and the meeting closed at 1600 hrs. The next meeting has been tentatively scheduled for Mar/Apr 16.	Sec ADC

{Original Signed}



Secretary Army Dress Committee
for Director Personnel

Annexes:

- A. Approved ACF County and CCF Detachment Flashes.
- B. Revised Terms of Reference

Distribution:

External:

Action:

HQ JFC (SO1 Co-Ord and Engagement)
ARMY HQ (COS PSC)
HQ Field Army
HQ PSC (COS PSC)
HQ ARRC (for G1 Ops SO2)
HQ FTC for DCOS)
HQ 1 (UK) Armd Div (for DCOS)
HQ 3 (UK) Div (for G1 & G4)

HQ Regional Comd (for ACOS Pers and AD Cadets)
HQ JHC (for Dep Comd)
HQ SCOTLAND
HQ LONDIST (Log Sp Cer SO2 and SO2 Cadets)
HQ BF Germany (for DCOS)
HQ BF Gibraltar (for J1 SO2 & JAOOC)
HQ BF Cyprus (for COMD SO1 J1 & J4)
HQ H Div (for Bde Maj)
HQ RAC (for Corps Col and CRSM)
RHQ RA (for Corps Col & Regt Pol SO2)
RHQ RE (for Corps Col & Corps RSM)
RHQ R SIGNALS (for Corps Col & C and H SO1)
HQ INF (for G1 PERSOPS SO2 and RSM)
HQ Foot Guards (for Div Col)
HQ Queen's Div (for Lt Col)
HQ King's Div (for Lt Col)
HQ Prince of Wales's Div (for SO2)
HQ RIFLES (for Lt Col)
RHQ SCOTS (for Regtl Sec)
RHQ PARA (for Lt Col)
RHQ Brigade of Gurkhas (for Col BG & Regt Sec)
RHQ AAC (for Regtl Col & Regt Sec)
HQ DSF (for JSFSG)
HQ RACHD (for Staff Chaplain & Senior Chaplain Soldier Training)
RHQ RLC (for Corps Col & Corps Adjnt)
HQ AMS (for Corps Col and Corps SM)
RHQ REME (for Corps Col & Corps ASM)
RHQ AGC (for Corps Col & Regtl Sec)
HQ SASC (for Lt Col & Corps RSM)
HQ INT CORPS (for Corps Col & Adjnt)
HQ RAPTC (for Adjnt & CRSM)
HQ CAMUS (for Corps Col and CRSM)
HQ RG (for G1 Comd Gp, COS)
HQ ARTD (for G1, G4 & Plans, SQM)
HQ RMAS (for Adjnt & QM)
HQ 16 AA Bde (for DCOS)
General Staff Centre Camberley
CO RWxY

Information:

RN (for CAP LOG SC OPS POL SO1)
RM (for FLEET Asst Corps Sec)
RAF (for UCPSM Cer and Pol)
National Army Museum ()

Internal:

Information:

All Committee Members and those in attendance.
PS10 (A) (for SO1 and SO2 Allces Policy)
Army Historical Branch
Army Brand Manager – ()
MOD RQMS



**Ministry of Defence
Ceremonial Policy and Plans
Army Personnel Support Group,**

[Redacted]

Telephone [Redacted]
Facsimile [Redacted]

Military Facsimile [Redacted]

Email Ext [Redacted]
Email Int [Redacted]

See Distribution

Reference: D/APSG/ADC/CerPol&Plans

Date: 30 May 2016

RECORD OF DISCUSSION AND DECISIONS OF THE 355th MEETING OF THE ARMY DRESS COMMITTEE HELD IN HQ FIELD ARMY ANDOVER ON 26 MAY 2016

Attendance




Rank (a)	First Name (b)	Surname (c)	Appointment (d)	Remarks (e)
Maj Jen	Rob	Nitsch	D Pers	Chairman
Brig	John	Donnelly	Hd APSG	Deputy Chairman
Col	[Redacted]	[Redacted]	AD Log Sp	
Lt Col	[Redacted]	[Redacted]	SO1 Change Plans HQ HC	On behalf of: DACOS Plans HQ HC
Lt Col	[Redacted]	[Redacted]	SO1 Pers Admin HQ Fd Army	On behalf of: DACOS Pers HQ Fd Army
Lt Col	[Redacted]	[Redacted]		Female Rep
WO1	[Redacted]	[Redacted]	Army SM	
Lt Col (Retd)	[Redacted]	[Redacted]	SO2 Ceremonial & Awards PS12(A)	Secretary

In Attendance




Lt Col (Retd)	[Redacted]	[Redacted]	Army Historical Advisor	
Brig	[Redacted]	[Redacted]		For Item 6
Lt Col	[Redacted]	[Redacted]		Female Rep (Des)
WO2	[Redacted]	[Redacted]	Mat Sp, Log Sp, HQ Army	


Apologies

Col	[Redacted]	[Redacted]	Col Media & Comms	
Lt Col	[Redacted]	[Redacted]	SO1 Reserves HQ Army	Reserves Rep
Lt Col	[Redacted]	[Redacted]	SO1 PS12	
Lt Col	[Redacted]	[Redacted]	DES	

Item	Discussion/Decision	Action
	<ul style="list-style-type: none"> • 253 (North Irish) Med Regt • 335 Med Evac Regt • 22 Fd Hosp • 203 (Welsh) Fd Hosp • 204 (North Irish) Fd Hosp • 243 (The Wessex) Fd Hosp • Med Ops Sp Gp <p>The approved emblems are shown at Annex A for use on letterheads etc at non-public expense.</p> <p>Decision. Approved by ADC Decision 4370</p> <p>c. Attack Helicopter Force Formation Flash and Emblem. Approved design of Formation Flash and emblem previously worn by 16 AA Bde to be produced and used at private expense.</p>  <p>Decision. Approved by ADC Decision 4371</p> <p>d. Qualification Badge for Gurkha Vehicle Mechanics. The Committee approved the use of the "Hammer and Pincer" badge for wear as a qualification badge on parade orders of dress by Gurkhas serving in RGR who are Class 1 and 2 Vehicle Mechanics and Armourers at public expense.</p>  <p>Decision. Approved by ADC Decision 4372</p> <p>e. Field Training Unit Formation Flash and Emblem. The Committee did not approve the proposed design of a Formation Flash for FTU but did approve the design for use as an emblem for use on letterheads etc at non-public expense.</p>  <p>Decision. Approved by ADC Decision 4373</p>	<p>AHF</p> <p>HQ BG</p> <p>HQ CTG</p>
<p>Item 5. Committee Membership and TORs</p>	<p>The Committee discussed the membership and welcomed representation from HQs Fd Army and Home Command. While DACOS Pers HQ Fd Army and DACOS Plans HQ HC had both agreed to be members, due to commitments, representation could be at SO1 or Comd SM level. The Committee's view was that continuity was important and that both DACOS should agree on an appropriate appointment.</p> <p>The Committee agreed to the replacement Female Rep and thanked [REDACTED] for her contributions over</p>	<p>Committee Members</p>


Item	Discussion/Decision	Action
	<p>the last 6 years.</p> <p>The Committee's view was that retaining a representation from Media and Comms was important and also noted that the incoming AD Media and Comms had agreed to sit on the Committee.</p> <p>The revised TORs are at Annex B.</p> <p>Decision. Approved by ADC Decision 4374</p>	
<p>Item 6. General Staff Dress Regulations</p>	<p>The Committee discussed various aspects of the General Staff Dress Regulations:</p> <p>a. Material for Female Mess Dress. The Deputy Chairman and Brig Suzanne Anderson agreed to review various silk and non-silk options in various weights for the dress IOT recommend to the Committee the most appropriate material and weight</p> <p>b. Female General Staff Promotion Grant. The Committee noted that there were no items except court shoes that a female promoted into the General Staff could continue to wear from her previous Regiment or Corps. As this placed her in the same position as a SCOTS officer, the Committee agreed to the female Promotion Grant being the same as that for SCOTS – currently up to a maximum of £2,100. The Committee also agreed that this should be back-dated to the introduction of the revised grants from 1 Apr 13. Those promoted since Apr 13 could claim up to an additional £700 providing that they had retained appropriate receipts. There would be no change for those females promoted before Apr 13.</p> <p>c. Deputy Corps Colonels. The Committee agreed that Deputy Corps Cols should be considered as E1 Appointments and authorised the same variations to General Staff Dress Regulations as the Corps Cols.</p> <p>Decision. Approved by ADC. Decision 4375</p>	<p>Deputy Chairman & Brig Anderson</p> <p>General Staff Centre</p> <p>Corps Cols and General Staff Centre</p>
<p>Item 7. Flashes and Emblems</p>	<p>a. HQ Home Command. The Committee agreed to the redesignation of the flash and emblem previously authorised for HQ PSC to HQ Home Command.</p> <div data-bbox="954 1585 1145 1771" data-label="Image"> </div> <p>Decision. Approved by ADC. Decision 4376</p> <p>b. Royal School of Artillery Flash. The Committee agreed to the use of the existing RSA Emblem as a Formation Flash at non-public expense.</p>	<p>HQ HC</p>

Item	Discussion/Decision	Action
	 <p>Decision. Approved by ADC. Decision 4377</p>	Corps Col RA
Item 8. Wearing Poppies in Uniform	<p>The Committee discussed wearing enamelled poppies in place of the standard fabric poppy noting that the other 2 Services had agreed to enamelled poppies being worn in working dress. The Committee agreed that enamelled poppies may be worn but only in Barrack or Combat Dress. In other forms of uniform, the fabric poppy only was to be worn according to Regimental/Corps custom.</p> <p>The enamelled poppies were to be no larger than 3cm and should include the green leaf and were to be worn attached to the left breast of the jersey in Barrack Dress or attached in the centre of the flap of the left breast pocket in Combat Dress.</p>  <p>Individuals could choose not to wear any poppy but if the traditional fabric poppy was worn it was to be attached to the left breast of the jersey or Combat Dress and was not to be worn in berets or other forms of headdress.</p> <p>Information on the enamelled poppies would be included in the ABN published in Oct annually covering Remembrance and Armistice Day activities.</p> <p>Decision. Approved by ADC. Decision 4378</p>	Corps Cols Cer Pol & Plans
Item 9. Royal Army Physical Training Corps Mess Dress	<p>HQ RAPTC wished to redesign the officers' Mess Dress jacket. While the Committee approved the redesign in principle, the Committee directed that the collar should be square and not rounded, the retaining loop must be close to the neck of the vest and the lace around the collar was to be the traditional 5/8th Staff Lace. The Army Historical Advisor asked if he could view the prototype before too many other jackets had been altered.</p>  <p>Decision. Approved by ADC. Decision 4379</p>	HQ RAPTC

Item	Discussion/Decision	Action
<p>Item 10 Small Arms School Corps Mess Dress</p>	<p>HQ SASC proposed a redesign of the officer's Mess Dress Jacket replacing the blue shoulder strap with silver shoulder cords. The Army Historical Advisor stated that it was most unusual for this style of Mess Dress jacket to be worn with shoulder cords. While some Infantry regiments had adopted shoulder cords with this style, it was as a result of amalgamations. The Committee therefore felt that retaining the traditional shoulder strap should be retained and did not approve the proposal.</p>  <p>Decision. Not approved by ADC. Decision 4380</p>	<p>RHQ SASC</p>
<p>Item 11. Entitlement to No 1 Dress Grant.</p>	<p>The Committee discussed entitlements to the No 1 Dress Grant focussing on the entitlement for Heads of Profession within AGC – specifically SPS and ETS noting that the current professional Heads of RMP and ALS were already entitled because of appointment or rank respectively. Corps Col AGC was producing a justification which the Deputy Chairman agreed to discuss with the Chairman, taking account of other representational appointments such as Honorary Deputy Colonels and Colonel Commandants etc and provide a recommendation to the Committee.</p>	<p>Deputy Chairman Corps Col AGC</p>
<p>Item 12. Items for Discussion</p>	<p>a. Corps SM Cap Badge. HQ RAC had asked the Committee to reconsider the wish for the Corps SM to wear the RAC cap badge. After a brief discussion, the Committee's view was that this remained inappropriate.</p> <p>Decision. Not approved by ADC. Decision 4381</p> <p>b. Aiguillettes. The Secretary briefed the Committee on plans to produce tri-Service regulations on aigillettes worn on both the left and right shoulder in order to remove anomalies.</p> <p>c. Dress for Investitures and Audiences. The Secretary briefed the Committee on changes to the dress regulations for these events recently agreed by Her Majesty that came into effect from February 2016. The style of dress is now described as No 1 (or frock coat) or No 2 Dress Ceremonial less Orders, decorations and medals and swords. The Deputy Chairman asked the Secretary to produce an ABN to remove any residual confusion that may exist.</p> <p>d. Raincoat. A raincoat in similar style to the RM raincoat but in khaki to be worn in No 2 Dress is in development principally for use by LONDIST, Phase 1 training estbs and bands. If funding permits, 5000</p>	<p>Corps Col RAC</p> <p>Secretary</p>

Item	Discussion/Decision	Action
	<p>raincoats would be available to these 3 groups with a small loan pool managed by LONDIST.</p> <p>e. Maternity Wear. A single design of maternity work wear is being developed for use by the 3 Services. While common designs of skirt, shirt and trousers are to be developed, they would be produced in individual colours suitable for each of the 3 Services. A limited trial is scheduled to start shortly. Funding will be required from each of the 3 Services to put the maternity wear into full production once the trial is complete.</p>	
Item 13 AOB	There was no other business.	
Item 14. Date of Next Meeting	The next meeting was scheduled for Sep 16 – date TBC.	Sec ADC

{Original Signed}


Secretary Army Dress Committee
for Director Personnel

Annexes:

- A. AMS Unit Flashes.
- B. Revised Terms of Reference

Distribution:

External:

Action:

- HQ JFC (SO1 Co-Ord and Engagement)
- ARMY HQ (COS PSC)
- HQ Field Army (DACOS Pers)
- HQ HC (DACOS Plans)
- HQ ARRC (for G1 Ops SO2)
- HQ FTC (for DCOS)
- HQ 1 (UK) Armd Div (for DCOS)
- HQ 3 (UK) Div (for DCOS)
- HQ Regional Comd (for ACOS Pers and AD Cadets)
- HQ JHC (for Dep Comd)
- HQ SCOTLAND
- HQ LONDIST (Log Sp Cer SO2 and SO2 Cadets)
- HQ BF Germany (for DCOS)
- HQ BF Gibraltar (for J1 SO2 & JAOOC)
- HQ BF Cyprus (for COMD SO1 J1 & J4)
- HQ H Div (for Bde Maj)

HQ RAC (for Corps Col and CRSM)
RHQ RA (for Corps Col & Regt Pol SO2)
RHQ RE (for Corps Col & Corps RSM)
RHQ R SIGNALS (for Corps Col & C and H SO1)
HQ INF (for G1 PERSOPS SO2 and RSM)
HQ Foot Guards (for Div Col)
HQ Queen's Div (for Lt Col)
HQ King's Div (for Lt Col)
HQ Prince of Wales's Div (for SO2)
HQ RIFLES (for Lt Col)
RHQ SCOTS (for Regtl Sec)
RHQ PARA (for Lt Col)
RHQ Brigade of Gurkhas (for Col BG & Regt Sec)
RHQ AAC (for Regtl Col & Regt Sec)
HQ DSF (for JSFSG)
HQ RACHD (for Staff Chaplain & Senior Chaplain Soldier Training)
RHQ RLC (for Corps Col, Corps Adjtl and Corps SM)
HQ AMS (for Corps Col and Corps SM)
RHQ REME (for Corps Col & Corps ASM)
RHQ AGC (for Corps Col & Regtl Sec)
HQ SASC (for Lt Col & Corps RSM)
HQ INT CORPS (for Corps Col, Corps SM & Adjtl)
HQ RAPTC (for Adjtl & CRSM)
HQ CAMUS (for Corps Col and CRSM)
HQ RG (for G1 Comd Gp, COS)
HQ ARTD (for G1, G4 & Plans, SQM)
HQ RMAS (for Adjtl & QM)
HQ 16 AA Bde (for DCOS)
General Staff Centre Camberley

Information:

RN (for CAP LOG SC OPS POL SO1)
RM (for FLEET Asst Corps Sec)
RAF (for UCPSM Cer and Pol)
National Army Museum [REDACTED]

Internal:


Information:

All Committee Members and those in attendance.
PS10 (A) (for SO1 and SO2 Allces Policy)
Army Historical Branch
Army Brand Manager – [REDACTED]
MOD RQMS

ARMY MEDICAL SERVICES UNITS' EMBLEMS

1. The following emblems from various AMS units were approved for use on letterheads, electronic media and unit signage at non-public expense:


a. 4 Armd Med Regt



b. 225 (Scottish) Med Regt




c. 254 (East of England) Med Regt




d. 253 (North Irish) Med Regt



e. 335 Med Evac Regt



f. 22 Fd Hosp



g. 203 (Welsh) Fd Hosp



h. 204 (North Irish) Fd Hosp



i. 243 (The Wessex) Fd Hosp



j. Med Ops Sp Gp



ARMY DRESS COMMITTEE (ADC)
TERMS OF REFERENCE

1. The Committee considers any proposal to introduce or alter the State, full, mess, parade, and working dress and ceremonial accoutrements of the Army; and the badges, insignia and embellishments to be worn with all forms of dress, and submits recommendations to ECAB when necessary. The Committee implements overall policy on Army Dress as directed by CGS, and examines and makes decisions on any detailed aspect, change or modification to all non-operational Army dress matters either pan-Army or from any Regimental HQ on behalf of CGS.
2. The Committee takes into account all cost implications of proposals considered by it and may approve proposals subject to appropriate TLB funding. The Committee also takes into account the historical and traditional aspects of British Army uniform and accoutrements.

DETAILED TASKS

3. Detailed tasks include:
 - a. Approve proposed changes to all Army, Corps and Regimental Uniforms except those worn in operational environments.
 - b. Direct how, when and where uniform is to be worn.
 - c. Direct uniform to be worn for specific events or occasions.
 - d. Approve all new badges, emblems and mottos to be worn on any uniform or used on electronic media or official letterheads.

COMPOSITION

4.

Serial	Role	Appointment	Responsibilities
1	Chairman	Director Personnel	
2	Members	Head Army Personnel Support Group (APSG)	Deputy Chairman
		AD Media and Communications HQ Army	As Army Brand Manager comment on proposed designs and impact on the Army Brand image. Suggest communication strategies as necessary.
		AD Logistic Support HQ Army	Provide a view on logistic issues with any new proposals particularly in regard to clothing and supply chain issues.

Serial	Role	Appointment	Responsibilities
		Female Representative	Provide a female perspective on all proposals.
		Field Army – DACOS Pers	Provide a Fd Army perspective.
		Home Command – DACOS Plans	Provide a Home Command perspective.
		SO1 Army Reserve	Provide a Reserves perspective on all proposals
		SO1 PS12(A)	Provide comment on the ceremonial aspects of any proposal.
		Army Sgt Major	Provide a soldiers perspective on all proposals. Represent the views of CGS as necessary.
		Defence Clothing	Provide a logistic, commercial and contractual perspective on all proposals.
		Army Historical Advisor	Provide an historical perspective to all proposals.
3	Secretary	SO2 Ceremonial & Awards PS12(A)	Arrange meetings, produce Issue Briefs, record decisions and publish minutes.
4	In Attendance	Particular appointments as required	

FREQUENCY

5. Two times a year or as required.

STANDARD AGENDA POINTS

6. The agenda usually covers:
- a. New dress proposals or concerns.
 - b. New requirements.



Ministry of Defence
Ceremonial Policy and Plans
Army Personnel Support Group,

Telephone
Facsimile

Military
Facsimile

Email Ext
Email Int

See Distribution

Reference: D/APSG/ADC/CerPol&Plans

Date: 12 Oct 16

**RECORD OF DISCUSSION AND DECISIONS OF THE 356th MEETING OF THE ARMY DRESS
COMMITTEE HELD IN ARMY HQ ANDOVER ON 22 SEPTEMBER 2016**

Present

Rank (a)	First Name (b)	Surname (c)	Appointment (d)	Remarks (e)
Maj Jen Brig	Rob	Nitsch	D Pers	Chairman
	John	Donnelly	Hd APSG	Deputy Chairman
Lt Col			SO1 Pers Ops HQ Fd Army	
Lt Col			SO1 Reserves HQ Army	Reserves Rep
Lt Col			SO1 PS12	
WO1			Army SM	
WO1			HC Comd CM	
Lt Col (Retd)			SO2 Ceremonial & Awards PS12(A)	Secretary



In Attendance

WO2			Mat Sp, Log Sp, HQ Army	
-----	--	--	----------------------------	--

Apologies

Col			AD Log Sp	
Col			AD Media and Comms	
Lt Col				Female Rep
Lt Col			Army Historical Advisor	
Lt Col			DES Clothing	

Item	Discussion/Decision	Action
Item 1. Welcome	The Chairman welcomed everyone to this meeting of the Army Dress Committee. The Chairman noted that this was almost certainly the last time Brigadier Donnelly would attend the Committee and thank him for his contribution and on behalf of the Committee wished well for the future.	
Item 2. Minutes of 355th ADC	Approved.	
Item 3. Matters Arising	<p>As a consequence of the discussion at Item 11 of the previous Minutes, the Chairman approved the entitlement to the No 1 Dress Grant for the professional Heads of AGC(SPS) and AGC(ETS). Part 10 of Army Dress Regulations to be updated accordingly.</p> <p>Decision. Approved by ADC Decision 4382</p>	<p>RHQ AGC</p> <p>Sec ADC</p>
Item 4. Record of Decisions taken Out of Committee	There had been no out of committee decisions since the last meeting.	
Item 5. Female Dress Principles.	<p>The Committee discussed at some length, a letter sent to SOLDIER magazine by a young female officer who felt that it was sexist and out-dated for her and all other females in the Army to wear a hat in church when in uniform when her male counter-parts were told to remove theirs. The views of some 10 female officers and soldiers indicated that none felt that any strong view that the regulation should be retained. Similarly the CG and DCG both felt that there were no particular religious reasons to enforce the regulation but stated that for some females, their cultural or social background would make them feel uncomfortable without a hat. Accordingly the Committee directed that Army Dress Regulations were to be amended that made the wearing of hats optional for females in uniform in religious buildings. However females were to continue to wear hats for other formal occasions such as investitures, garden parties etc. The Secretary was to amend the regulations and to produce an ABN.</p> <p>Decision. Approved by ADC Decision 4383</p>	<p>All</p> <p>Sec ADC</p>
Item 6. SCOTS Hackles	RHQ SCOTS had raised a proposal to wear a larger size of hackle to the size previously approved by the Committee in 2012. (Decision No: 4271). In 2012, the ADC approved a common size of hackle for all Bns on the basis that all the antecedent hackles and plumes were used first.	RHQ SCOTS

Item	Discussion/Decision	Action
	<p>Now that a number of Bns had used up the remaining stocks of their antecedent hackle or plume, they had started to wear the common size. However the outgoing Colonel of The Regiment wished to have a larger 75mm hackle that was more prominent and visible when worn with the TOS. The Committee took the view that writing off all existing stocks of old plumes and hackles as well as the common sized hackle of which there were significant stocks and purchasing new stocks at an overall cost in the region of £40k could not be justified in the current climate. As there were at least 3 years worth of stock of the smaller size hackle, the Committee directed that these were to be used up and no larger size would be authorised before 2020. RHQ SCOTS was to confirm the size and design of any replacement hackle in 2018 so that Defence Clothing could procure them and have them available for issue once current stocks became exhausted.</p> <p>Decision. Approved by ADC. Decision 4384</p>	
<p>Item 7. Flashes and Emblems</p>	<p>a. DCGS Crest. DCGS's office had asked for formal approval to use a crest on notepaper and electronic paper. The Committee noted that the crest had been in use for some time but nevertheless agreed to its use and design as shown.</p>  <p>Decision. Approved by ADC. Decision 4385</p> <p>b. HQ SOUTH WEST. Now that HQ SW had been split from HQ 1 Arty Bde, it had proposed re-introducing the flash and emblem previously used by 43 (WX) Bde. The Committee approved the design and use as a Formation Flash and emblem on note paper, electronic media and unit signage recognising the long association of the Wessex Wyvern with the South West.</p>  <p>Decision. Approved by ADC. Decision 4386</p> <p>c. Motto for AGC(MPS) Regiment. The newly formed MPS Regiment had asked if it can use the motto "Veritas et Aequitas" (Truth and Equity) on signage and on the regimental Camp Flag. The Committee approved the use as an informal motto.</p> <p>Decision. Approved by ADC. Decision 4387</p>	<p>DCGS's Office</p> <p>HQ HC HQ SW HQ 1 Arty Bde</p> <p>RHQ AGC</p>
<p>Item 8. Gurkha SPS Dress Regulations</p>	<p>HQ BG proposed some minor amendments to the Gurkha SPS Dress Regulations which the Committee approved as below:</p>	

Item	Discussion/Decision	Action
	<p>a. Delete all reference to a pouch belt for officers and replace with shoulder belt.</p> <p>b. Replace crossed kukris on the pouch with GSPS badge.</p> <p>c. Replace Gurkha style rank insignia for ORs with AGC(SPS) style in both No 1 and No 2 Dress.</p> <p>d. Replace officers standard issue shirt worn in No 2 Dress with RA pattern.</p> <p>e. Delete shoulder titles in No 2 Dress for both officers and ORs.</p> <p>f. Stable belt to be worn in No 13 and 14 Dress with buckle worn over left hip.</p> <p>Decision. Approved by ADC. Decision 4388</p>	HQ BG
<p>Item 9. Royal Regiment of Fusiliers Dress Amendment</p>	<p>HQ RRF proposed that shoulder titles are no longer worn in Barrack Dress by either officers or ORs. As a consequence RRF do not wear shoulder titles in any form of dress. The Committee approved the proposal.</p> <p>Decision. Approved by ADC. Decision 4389</p>	RHQ RRF
<p>Item 10 Senior Specialist Staff Dress</p>	<p>The Committee discussed whether in the light of recent changes to General Staff Dress, senior officers of RAMC, RADC, QARANC and RACHD should conform totally to General Staff Dress or retain their regimental accoutrements and Mess Dress. The Committee took note of the historical aspects of their dress and agreed to leave their dress unchanged. However the Chairman stressed that senior RAMC officers should conform exactly to their Dress Regulations.</p> <p>Decision. Not approved by ADC. Decision 4390</p>	Corps Col AMS
<p>Item 11. Entitlement to GS Promotion Grant</p>	<p>The Committee had been asked to provide retrospective entitlement to the General Staff Promotion Grant for those few Army Reserve Colonels who had been promoted before 1 Apr 15 but who ordered and paid for the General Staff Mess Dress. They had done so in the belief that CGS had directed in a speech in Jan 15 that <u>all</u> General Staff officers were to wear Mess Dress. On this basis these officers paid for Mess Dress even though there was no entitlement (nor is there an entitlement now) for Reserve officers promoted before 1 Apr 15. The Chairman stated that the ADC did not rule on individual cases/claims such as this and directed that the Deputy Chairman was to</p>	Deputy Chairman

Item	Discussion/Decision	Action
	contact the officers to assess their claims.	
Item 12. Full Dress Parachute Regiment Band	<p>The Committee considered proposals from the Director of Music of the Band of the Parachute Regiment for a Full Dress based on a made-to-measure No 1 Dress style jacket with maroon piping to collar, cuffs and other seams. The Committee noted that similar proposals for Full Dress had been received in the past. After some discussion, the Committee's ruled against the proposal firstly because there had appeared to have been no consultation with RHQ PARA and secondly because the style did not conform to the principles of Line Infantry Full Dress. Lastly the Committee felt that the additional expense at this time was inappropriate when, in the Committee's view, the existing dress of the Band was already very distinctive and widely recognised.</p> <p>Decision. Not approved by ADC. Decision 4391</p>	<p>RHQ PARA</p> <p>Corps Col CAMUS</p>
Item 13 Items for Discussion	<p>a. Uniform Tax Relief. The Secretary informed the Committee of recent changes to Uniform tax relief for Regular Army officers agreed by HMRC. There would now be a single rate of UTR set at £675 for all officers irrespective of rank, gender or appointment. The Committee noted the change and D Pers would release an ABN in due course.</p> <p>b. Maternity Wear. The Committee were shown examples of proposed tri-Service maternity wear. The Committee was content with the examples and agreed to them going to trial.</p>	<p>All</p> <p>All</p>
Item 13 AOB	<p>a. Long Service Stripes. The Army SM raised the possibility of re-introducing long service stripes to be worn on parade uniforms in recognition of long service either before the award of the LS&GCM or in addition to it. He would report back to the Committee in due course.</p> <p>b. Ph 1 and 2 Instructors Badge. The Army SM raised the possibility of introducing an employment style badge indicating Phase 1 and 2 Instructor similar to those worn by Phase 3 Instructors at the Armour Centre. He would report back to the Committee in due course.</p>	<p>Army SM</p> <p>Army SM HQ ARTD</p>
Item 14. Date of Next Meeting	The next meeting was scheduled for Mar 17 – date TBC.	Sec ADC

{Original Signed}

Secretary Army Dress Committee
for Director Personnel

Distribution:

External:

Action:


HQ JFC (SO1 Co-Ord and Engagement)
ARMY HQ (COS PSC)
HQ Field Army (DACOS Pers)
HQ HC (DACOS Plans)
HQ ARRC (for G1 Ops SO2)
HQ FTC (for DCOS)
HQ 1 (UK) Armd Div (for DCOS)
HQ 3 (UK) Div (for DCOS)
HQ Regional Comd (for ACOS Pers and AD Cadets)
HQ JHC (for Dep Comd)
HQ SCOTLAND
HQ LONDIST (Log Sp Cer SO2 and SO2 Cadets)
HQ BF Germany (for DCOS)
HQ BF Gibraltar (for J1 SO2 & JAOOC)
HQ BF Cyprus (for COMD SO1 J1 & J4)
HQ H Div (for Bde Maj)
HQ RAC (for Corps Col and CRSM)
RHQ RA (for Corps Col & Regt Pol SO2)
RHQ RE (for Corps Col & Corps RSM)
RHQ R SIGNALS (for Corps Col & C and H SO1)
HQ INF (for G1 PERSOPS SO2 and RSM)
HQ Foot Guards (for Div Col)
HQ Queen's Div (for Lt Col)
HQ King's Div (for Lt Col)
HQ Prince of Wales's Div (for SO2)
HQ RIFLES (for Lt Col)
RHQ SCOTS (for Regtl Sec)
RHQ PARA (for Lt Col)
RHQ Brigade of Gurkhas (for Col BG & Regt Sec)
RHQ AAC (for Regtl Col & Regt Sec)
HQ DSF (for JSFSG)
HQ RACHD (for Staff Chaplain & Senior Chaplain Soldier Training)
RHQ RLC (for Corps Col, Corps Adjt and Corps SM)
HQ AMS (for Corps Col and Corps SM)
RHQ REME (for Corps Col & Corps ASM)
RHQ AGC (for Corps Col & Regtl Sec)
HQ SASC (for Lt Col & Corps RSM)
HQ INT CORPS (for Corps Col, Corps SM & Adjt)
HQ RAPTC (for Adjt & CRSM)
HQ CAMUS (for Corps Col and CRSM)
HQ RG (for G1 Comd Gp, COS)
HQ ARTD (for G1, G4 & Plans, SQM)
HQ RMAS (for Adjt & QM)
DCGS (for MA)
HQ 1 Arty Bde & HQ SW (For DCOS)
AGC(MPS) Regiment – for RSM
General Staff Centre Camberley

Information:

RN (for CAP LOG SC OPS POL SO1)
RM (for FLEET Asst Corps Sec)
RAF (for UCPSM Cer and Pol)

Internal:

Information:

All Committee Members and those in attendance.
PS10 (A) (for SO1 and SO2 Allces Policy)
Army Historical Branch
Army Brand Manager – 
MOD RQMS



Ministry of Defence
 PS12 - Ceremonial Policy and Plans
 Home Command,

[Redacted]

Telephone [Redacted] Military Facsimile [Redacted]
 Facsimile [Redacted]
 Email Ext [Redacted]
 Email Int [Redacted]

See Distribution

Reference: D/HC/PS12/ADC/

Date: 14 Jul 17







RECORD OF DISCUSSION AND DECISIONS OF THE 357th MEETING OF THE ARMY DRESS COMMITTEE HELD IN ARMY HQ ANDOVER ON 1st JUNE 2017





Present

Rank (a)	First Name (b)	Surname (c)	Appointment (d)	Remarks (e)
Maj Gen	Rob	Nitsch	D Pers	Chairman
Brig	Martyn	Gamble	Hd Arms & Svcs	Deputy Chairman
Col	[Redacted]	[Redacted]	AD Log Sp	
Lt Col	[Redacted]	[Redacted]	CO JSAU(L)	Female Rep
Lt Col	[Redacted]	[Redacted]	SO1 PS12	
Lt Col	[Redacted]	[Redacted]	SO1 Reserves HQ Army	Reserves Rep
Lt Col	[Redacted]	[Redacted]	SO1 PersPlans Fd Army	
WO1	[Redacted]	[Redacted]	HC Comd CM	
Lt Col (Retd)	[Redacted]	[Redacted]	Army Historical Advisor	
Lt Col (Retd)	[Redacted]	[Redacted]	PS12 Ceremonial & Awards	Secretary

Apologies



Col	[Redacted]	[Redacted]	Col Media & Comms	
Lt Col	[Redacted]	[Redacted]	SO1 Pers Ops HQ Fd Army	
Lt Col	[Redacted]	[Redacted]	DES	
WO1	[Redacted]	[Redacted]	Army SM	


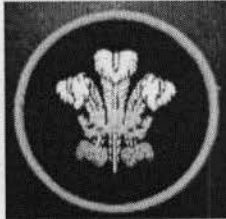
Item	Discussion/Decision	Action				
Item 1. Welcome	The Chairman welcomed everyone to this meeting of the Army Dress Committee.					
Item 2. Minutes of 356th ADC	Approved.					
Item 3. Matters Arising	Female Hats in Church – the Female representative reported that the Committee’s decision to allow females to remove head dress when in uniform in church if they so chose had been very well received.	All				
Item 4. Record of Decisions taken Out of Committee	<p>a. Tattoo Policy. When the Committee was invited for its views on the existing tattoo policy with a view to making it less restrictive and allow some tattoos to be visible on the face and neck, the Committee was clear that there should be no change to the existing policy but the Chairman stated that the Committee should remain open minded only seeking a relaxation of the current guidelines if RTD present such a case with evidence of the benefit.</p> <p>Decision. Approved by ADC Decision 4392</p> <p>b. Marksmanship Badges. The Committee approved designs for 3 gilt metal Marksmanship badges only for wear in barracks on Combat Dress only as shown below:</p> <table border="1" data-bbox="443 1294 1110 1554"> <thead> <tr> <th data-bbox="443 1294 748 1554">  </th> <th data-bbox="748 1294 1110 1554"> Marksmanship <ul style="list-style-type: none"> • Crossed SA80s. Laurel wreath required for badge rigidity. • Approx size 40 x 40mm. • Pvt soldiers only • Only while qualified </th> </tr> </thead> <tbody> <tr> <td data-bbox="443 1659 748 1919">  </td> <td data-bbox="748 1659 1110 1919"> Sniper <ul style="list-style-type: none"> • Crossed L115A3s. • Laurel wreath required for rigidity. • Approx size 40 x 40mm. • All ranks • Only while qualified </td> </tr> </tbody> </table>		Marksmanship <ul style="list-style-type: none"> • Crossed SA80s. Laurel wreath required for badge rigidity. • Approx size 40 x 40mm. • Pvt soldiers only • Only while qualified 		Sniper <ul style="list-style-type: none"> • Crossed L115A3s. • Laurel wreath required for rigidity. • Approx size 40 x 40mm. • All ranks • Only while qualified 	<p>All</p> <p>SASC</p>
	Marksmanship <ul style="list-style-type: none"> • Crossed SA80s. Laurel wreath required for badge rigidity. • Approx size 40 x 40mm. • Pvt soldiers only • Only while qualified 					
	Sniper <ul style="list-style-type: none"> • Crossed L115A3s. • Laurel wreath required for rigidity. • Approx size 40 x 40mm. • All ranks • Only while qualified 					



Item	Discussion/Decision	Action
	<p style="text-align: center;">Army 100</p> <div style="display: flex; align-items: center;">  <ul style="list-style-type: none"> Crossed Rifles. ARA Lion. Top 100 of AOSC and Top 50 of AROSC Laurel wreath required for rigidity. Approx size 29 x 31mm. Modelled on the existing Army 100 badge. All ranks worn in perpetuity. </div> <p>Decision. Approved by ADC Decision 4393</p> <p>c. General Service Corps TRF and Stable Belt.</p> <p>The Committee approved the design of the GSC TRF and Stable Belt – the Stable Belt to have dark brown leather straps fastened over the left hip.</p> <div style="display: flex; align-items: center;">  <div style="margin-left: 10px;"> <p>Blue – Pantone 288PC Red – Pantone 485C Green – Pantone 350PC</p> </div> </div> <p>Decision. Approved by ADC Decision 4394</p> <p>d. SJC(UK) Formation Flash.</p> <p>The Committee approved the design of a Formation Flash for wear by those within SJC(UK).</p> <div style="display: flex; align-items: center;">  </div> <p>Decision. Approved by ADC Decision 4395</p> <p>e. SNIY Dress. The Committee approved SNIY officers Dress Regulations at Annex A.</p> <p>Decision. Approved by ADC Decision 4396</p> <p>f. REME Female Mess Dress. The Committee approved a change to the design of female Mess Dress worn by REME officers and SNCOs. The revised design is a dress shown below to be made of Dark Blue Satin Backed Crepe with epaulettes and scarlet cummerbund. The design and material of the jacket to remain unchanged. Existing officers and SNCOs are to change to the new design by 2022.</p> <div style="display: flex; align-items: center;">  </div> <p>Decision. Approved by ADC Decision 4397</p> <p>g. Countess of Wessex String Orchestra (CoWSO) Band Banners. The Committee approved designs for the Conductor's and Musician's Banners.</p>	<p style="text-align: center;">DCOS 77 Bde</p> <p style="text-align: center;">HQ SJC(UK)</p> <p style="text-align: center;">SNIY</p> <p style="text-align: center;">RHQ REME</p>


Item	Discussion/Decision	Action
	<div data-bbox="466 309 807 757" data-label="Image"> </div> <div data-bbox="472 757 1086 1128" data-label="Text"> <p style="text-align: center;"><u>Conductors Music Stand Banner</u> <u>Approx dimensions:</u> Width = 60 cm Length = 68 cm Badge height = 28 cm Badge width = 25 cm Gold Braid Edge length = 5 cm</p> <p style="text-align: center;"><u>Conductors Banner wording</u></p> Upper case letter height = 4 cm Lower case letter height = 2.5 cm </div> <div data-bbox="459 1218 756 1592" data-label="Image"> </div> <div data-bbox="756 1290 1182 1520" data-label="Text"> <p style="text-align: center;"><u>Musicians Music Stand Banner</u> <u>Approx dimensions:</u> Width = 55 cm Length = 57 cm to point, 48cm to edge Badge height = 28 cm Badge width = 25 cm Gold Braid Edge length = 5 cm</p> </div> <div data-bbox="450 1626 1015 1659" data-label="Text"> <p>Decision. Approved by ADC Decision 4398</p> </div> <div data-bbox="450 1693 1174 1794" data-label="Text"> <p>h. REME Emblems. The Committee approved emblems for use on letterheads, electronic media and units signage at non-public expense as shown below:</p> </div> <div data-bbox="472 1823 687 1856" data-label="Text"> <p>8 Trg Bn REME.</p> </div> <div data-bbox="767 1809 895 1973" data-label="Image"> </div>	<p data-bbox="1225 465 1378 499">HQ CAMUS</p>

Item	Discussion/Decision	Action
	<p data-bbox="480 248 679 280">5 FS Bn REME</p> <div data-bbox="778 282 911 495" data-label="Image"> </div> <p data-bbox="472 562 1034 593">Decision. Approved by ADC Decision 4399</p> <p data-bbox="472 629 986 757">i. BG Nepal Formation Flash. The Formation Flash shown is authorised for those personnel in British Gurkhas Nepal Garrison.</p> <div data-bbox="1043 611 1179 750" data-label="Image"> </div> <p data-bbox="472 795 1034 826">Decision. Approved by ADC Decision 4400</p> <p data-bbox="472 862 1182 1189">j. Parachute Jump Instructors Brevet. The Committee approved the existing RAF Parachute Jump Instructors brevet (NSN: 8455-99-127-1400) to be awarded to and worn on the left breast of all parade and combat uniforms in perpetuity by Army personnel who complete the Parachute Jump Instructors course</p> <div data-bbox="858 927 1179 1133" data-label="Image"> </div> <p data-bbox="472 1227 1034 1258">Decision. Approved by ADC Decision 4401</p> <p data-bbox="472 1294 1206 1422">k. RWxY Dress Regulations. The Committee approved minor amendments to the existing RWxY Dress Regulations. These amendments are shown highlighted in the complete RWxY Dress regulations at Annex B.</p> <p data-bbox="472 1460 1034 1491">Decision. Approved by ADC Decision 4402</p> <p data-bbox="472 1527 1206 1753">l. 225 Med Hosp. The Committee approved RAMC, RADC and QARANC personnel within 225 Med Regt are authorised to wear the standard Type C Glengarry in No 1 and No 2 Dress with the appropriate cap badge superimposed on the black rosette. Officers are to purchase the Glengarry themselves and ORs authorised to exchange their No 1 Dress caps for the Glengarry.</p> <p data-bbox="472 1792 1034 1823">Decision. Approved by ADC Decision 4403</p> <p data-bbox="472 1859 954 2018">j. 306 Hospital Support Regiment's Emblem. The Committee approved a revised design of emblem for use on letterheads, electronic media and units signage as shown:</p> <div data-bbox="979 1839 1190 2049" data-label="Image"> </div>	<p data-bbox="1235 454 1385 486">RHQ REME</p> <p data-bbox="1235 772 1326 804">HQ BG</p> <p data-bbox="1235 1160 1430 1191">HQ 16 AA Bde</p> <p data-bbox="1235 1442 1374 1473">HQ RWxY</p> <p data-bbox="1235 1758 1378 1789">RHQ AMS</p>

Item	Discussion/Decision	Action
	<p>Decision. Approved by ADC Decision 4404</p> <p>k. Officers Tower of London. The Committee approved the standard style of Army frock coat for all officers of the Tower of London irrespective of their former Service, noting that although accoutrements are provided at public expense - no uniform is provided at public expense.</p> <p>Decision. Approved by ADC Decision 4405</p> <p>l. RMP Heraldic Field. The Committee approved the use of the heraldic field shown below. Approved badges and emblems may be superimposed over the heraldic field as appropriate.</p>  <p>Decision. Approved by ADC Decision 4406</p>	<p>Governor Tower of London</p> <p>RHQ RMP</p>
<p>Item 5. RAC Band Uniforms.</p>	<p>The Committee discussed the proposed performance dress for DOM, BM and musicians of the newly formed band of the Royal Armoured Corps. With a few minor alterations, the Committee agreed the proposed Dress Regs at Annex C noting that funding had been agreed as a consequence of accepting the recommendations of the Review of Army Music.</p> <p>Decision. Approved by ADC Decision 4407</p>	<p>HQ RAC</p> <p>HQ CAMUS</p>
<p>Item 6. RAC TRF</p>	<p>The Committee discussed at length a proposal from Col RAC that in order to engender cohesion and Corps pride, all Phase 1 and 2 RAC instructors (incl LG and RHG/D) as well as all RAC trainees on Phase 1 and 2 training and RAC personnel in HQ RAC should wear the standard RAC TRF in place of any regimental TRF. The Committee was not content with certain aspects of the proposal and invited the Deputy Chairman - Hd of Arms & Svcs - to speak with Col RAC and resolve the issues.</p>  <p>Afternote: The proposal has since been agreed.</p> <p>Decision. Approved by ADC. Decision 4408</p>	<p>HQ RAC</p>


Item	Discussion/Decision	Action
<p>Item 7. KRH Female Dress</p>	<p>The Committee considered proposals from KRH for designs for female officers and soldiers joining KRH. The Committee noted that KRH considered it inappropriate for female SNCOs to wear white shirt and black tie as their male counterparts currently wear. As a consequence, KRH proposed that the male KRH SNCO Mess Dress is changed to a high collar and vest design similar to an earlier RH design. Female SNCOs would wear the same with a ankle length crimson skirt similar to the female officers. After discussion, the Committee agreed the designs sketches of which are at Annex D.</p> <p>Decision. Approved by ADC. Decision 4409</p>	<p>HQ RAC KRH</p>
<p>Item 8. AAC Badges</p>	<p>a. The Committee considered a proposed design for a Formation Flash to be worn by all personnel in the Aviation Recce Force to be worn on Combat Dress and No 12 Dress. Although the issue of providing public funding for these flashes had yet to be resolved, the Committee approved the flash provided it conformed in all respects with the regulations for such flashes in Part 9 of ADRs</p>  <p>Decision. Approved by ADC. Decision 4410</p> <p>The Committee also considered a proposal from HQ AAC for the annual Colonel in Chief's award to the best AAC pilot to be worn on No 2 Dress in perpetuity. The award – a badge of the PoW's Feathers on a blue background against a saffron square - used to be worn on flying uniform (No 12 Dress) but because this has now changed to DPM pattern, the badge can no longer be worn. During discussion, it appeared that the ADC had previously turned down a similar request from YORKS. The Chairman therefore deferred any decision until the context was clear.</p>  <p>Afternote: The YORKS' request in 2014 concerned their TRF and the rationale for refusing the YORKS proposal was unrelated to the AAC badge. Accordingly the AAC annual Colonel in Chief's award to the best AAC pilot was approved for wear on the left fore arm of all parade orders of dress and Barrack Dress. The badge was not to be provided at public expense.</p> <p>Decision. Approved by ADC. Decision 4411</p>	<p>HQ AAC</p> <p>HQ AAC</p>

Item	Discussion/Decision	Action
<p>Item 9. PWRR Arm badge</p>	<p>RHQ PWRR proposed an additional special arm badge of the cypher of their Royal Colonel in Chief - Queen Margrethe of Denmark to be worn on left sleeve. While the Committee approved the design provided that public funding was approved, there was concern that Her Majesty Queen Elizabeth may not be aware and should be informed if only out of courtesy. The Committee therefore required RHQ PWRR to inform Her through a letter to her Private Secretary via DS Sec. RHQ PWRR is to generate an SUR in order to get the badges produced with an NSN.</p>  <p>Decision. Approved by ADC. Decision 4412</p>	<p>RHQ PWRR</p>
<p>Item 10 Uniform Grants</p>	<p>a. Queen's Honorary Chaplains. It was noted that QHC, as clergy to the Royal Household, are required to wear a scarlet cassock in place of the standard black cassock. Scarlet cassocks are supplied under contract to the Royal Household by J & M Sewing of Newcastle but are at personal cost to the individual of circa £400. It was therefore agreed that, on appointment, QHC are entitled to a "Cassock Grant" of up to £400.</p> <p>Decision. Approved by ADC. Decision 4413</p> <p>b. Gurkha RSMs. WO1 appointed as RSMs to 1 and 2 RGR and to the Corps Gurkha Regiments – QGE, QG SIGS and QOGLR are required to wear the officer's style of Gurkha cross belt in No 1 and No 2 Dress. Although each regiment maintains a pool of cross belts for officers temporarily posted into the regiment, these are not considered to be of a suitable standard for the RSM nor is there a guarantee of fit. The Committee agreed that WO1 appointed as RSMs are entitled to the Non-Standard Belt Grant of up to £500 but that on relinquishing the appointment, the belts are to be given to the Loan Pool unless the individual is commissioned.</p> <p>Decision. Approved by ADC. Decision 4414</p>	<p>RACHD</p> <p>HQ BG</p> <p>HQ RE</p> <p>HQ R SIGNALS</p> <p>HQ RLC</p>
<p>Item 11. RAPTC Stable Belt</p>	<p>The Committee agreed to change the design of the RAPTC stable belt from a leather side buckle to a front facing metal clasp noting that the change will be a gradual one and accepted that the 2 designs will be worn for some time although all new belts will be of the new design.</p>  <p>Decision. Approved by ADC. Decision 4415</p>	<p>RAPTC</p>

Item	Discussion/Decision	Action
Item 12. Gurkha SPS	<p>The Committee approved designs of side hats shown at Annex E for officers and WOs of GSPS noting these were optional items of dress to be purchased by individuals.</p> <p>Decision. Approved by ADC. Decision 4416</p>	HQ BG
Item 13 Items for Discussion	<p>a. Comd Sgt Maj Rank Slides. In order to differentiate the key Comd Sgt Maj appointments when in Combat Dress, it was agreed that those Comd Sgt Majs of 2* and 3* Formations could wear in and around barracks an olive green rank slide with the Comd SM badge embroidered in scarlet. On operations they would continue to wear the issued DPM rank slide. As no olive green slides are provided at public expense, Comd Sgt Majs would be required to purchase these themselves.</p>  <p>Decision. Approved by ADC. Decision 4417</p> <p>b. GS Accoutrements for Comd Sgt Majs. There was discussion over the dress of Comd Sgt Majs in particular whether they should or could wear items of the General Staff such as cap badge, Mess Dress etc. It was the unanimous view that there was a significant risk that the Army could lose the key benefit of the appointment among Other Ranks and therefore it would be inappropriate for them to do so.</p> <p>Decision. Not approved by ADC. Decision 4418</p> <p>c. Jersey Heavy Wool (JHW). After some discussion the Committee agreed that the JHW could be worn by all ranks over the DPM shirt in Winter Order only and only within barracks ie not on training or operations. However in order to retain uniformity, it was not to be worn by individuals within formed bodies of men when others were wearing the jacket or smock. PS12 were to produce an Army Briefing Note.</p> <p>Decision. Approved by ADC. Decision 4419</p> <p>d. Good Conduct Stripes. The Committee agreed in principle that Good Conduct Stripes in parade orders of dress should be re-introduced for Cpls and below in both the Regular Army and Army Reserve. The stripes are to be the same design as the rank insignia but worn on the lower left arm point upward according to the existing regulations in Part 9 of ADRs..</p> <p>Decision. Approved by ADC. Decision 4420</p>	<p>Comd Sgt Majs</p> <p>Comd Sgt Majs</p> <p>All</p> <p>PS12</p> <p>All</p> <p>Army SM PS12</p>

Item	Discussion/Decision	Action
Item 13 AOB	There was no other business	
Item 14. Date of Next Meeting	The next meeting was scheduled for Jan 18 – date TBC.	Sec ADC

{Original Signed}


 Secretary Army Dress Committee
 for Director Personnel

Distribution:

External:

Action:

HQ JFC (SO1 Co-Ord and Engagement)
 ARMY HQ (COS PSC)
 HQ Field Army (DACOS Pers)
 HQ HC (DACOS Plans)
 HQ ARRC (for G1 Ops SO2)
 HQ FTC (for DCOS)
 HQ SJC(UK)
 HQ 1 (UK) Armd Div (for DCOS)
 HQ 3 (UK) Div (for DCOS)
 HQ Regional Comd (for ACOS Pers and AD Cadets)
 HQ JHC (for Dep Comd)
 HQ SCOTLAND
 HQ LONDIST (Log Sp Cer SO2 and SO2 Cadets)
 HQ BF Germany (for DCOS)
 HQ BF Gibraltar (for J1 SO2 & JAOOC)
 HQ BF Cyprus (for COMD SO1 J1 & J4)
 HQ H Div (for Bde Maj)
 HQ RAC (for Corps Col and CRSM)
 RHQ RA (for Corps Col & Regt Pol SO2)
 RHQ RE (for Corps Col & Corps RSM)
 RHQ R SIGNALS (for Corps Col & C and H SO1)
 HQ INF (for G1 PERSOPS SO2 and RSM)
 HQ Foot Guards (for Div Col)
 HQ Queen's Div (for Lt Col)
 HQ King's Div (for Lt Col)
 HQ Prince of Wales's Div (for SO2)
 HQ RIFLES (for Lt Col)
 RHQ SCOTS (for Regtl Sec)
 RHQ PARA (for Lt Col)
 RHQ Brigade of Gurkhas (for Col BG & Regt Sec)
 RHQ AAC (for Regtl Col & Regt Sec)
 HQ DSF (for JSFSG)

HQ RACHD (for Staff Chaplain & Senior Chaplain Soldier Training)
RHQ RLC (for Corps Col, Corps Adj and Corps SM)
HQ AMS (for Corps Col and Corps SM)
RHQ REME (for Corps Col & Corps ASM)
RHQ AGC (for Corps Col & Regtl Sec)
HQ SASC (for Lt Col & Corps RSM)
HQ INT CORPS (for Corps Col, Corps SM & Adj)
HQ RAPTC (for Adj & CRSM)
HQ CAMUS (for Corps Col and CRSM)
HQ RG (for G1 Comd Gp, COS)
HQ ARTD (for G1, G4 & Plans, SQM)
HQ RMAS (for Adj & QM)
HQ 16 AA bde (for DCOS)
HQ 77X (for DCOS)
RHQ KRH (for Adj)
RHQ RWxY (for Adj)
RHQ SNIY
HQ PWRR (for Regtl Adj)

Information:




RN (for CAP LOG SC OPS POL SO1)
RM (for FLEET Asst Corps Sec)
RAF (for UCPSM Cer and Pol)


Internal:




Information:


All Committee Members and those in attendance.
Army RemPol (for SO2 Allces Policy)
Army Historical Branch
Army Brand Manager – [REDACTED]
MOD RQMS



Scottish and North Irish Horse Officer's Dress Regulations


Item (a)	Description (b)	Proposal (c)	Remarks / Image (d)
No 1 Dress Blues			
1.	No 1 Dress Hat	Scarlet hussar cap with scarlet band and welt, with black chinstrap secured by 2 x 14mm regimental pattern buttons. Gold peak for all officers.	
2.	No 1 Dress Cap Badge	Regimental cap badge of embroidered bullion wire mounted on a scarlet backing cloth.	
3.	Side Cap	Folding field service dress side hat with dark blue side flaps (Blue – 289PC and Brunswick green crown (Green – 3435PC), and scarlet crest and peak, worn with regimental cap badge of embroidered bullion wire mounted on a scarlet backing cloth, cut to shape, and 2 x 14mm (22 ligne) regimental buttons on the front. To be worn with No 1 Dress when <u>not</u> on parade.	





4.	Tunic	<p>Cavalry patrol pattern made of dark blue barathea cloth with side bodies and side vents, the latter being 5 ½ inches deep. Fully lined dark blue. Stand collar of self-material 2 ½ inches high, 2 plain breast pockets with three point flaps secured with 2 hidden fasteners at the corners and a single 19mm (30 ligne) regimental button. Pockets to be approximately 5 ¾ inches wide and 7 inches deep from the top edge of the flap. 2 hip pockets, patch type, with three-point flaps without buttons. The patch is approximately 7 ¼ inches wide at the mouth, 9 ½ inches wide at the bottom and 10 inches deep measuring from the top of the flap. The depth varying depending on the height of the wearer. The top of the hip flap to run in line with the lowest button. The front is fitted with 5 x 22.5mm (36 ligne) regimental buttons. The top button 1 ¼ inches from the collar seam. No waist hooks. The sleeves are cut to a drop-in cuff, which is made open and fitted with 2 holes and 19mm (30 ligne) regimental buttons. The cuff is blunt pointed and 6 inches deep at the point and 2 ½ inches at the narrowest part. The shoulders are fitted with short pattern cavalry chainmail. This is backed with dark blue barathea cloth and set with the head of the arrow over the point of the shoulder. Metal rank badges are secured onto the chainmail. The tunic is to be worn with a detachable white patrol collar.</p>	
5.	Regimental Buttons	<p>Regimental pattern buttons of 22.5mm (36 ligne), 19.0mm (30 ligne) and 14mm (22 ligne).</p>	<p>Flat metal hunt buttons in polished gilt bearing the engraved regimental capbadge insignia.</p>
6.	Collar Badges	<p>Regimental pattern bi-metal collar badges featuring the regimental cap badge insignia. These are to be worn without backing cloth.</p>	



			
7.	Intentionally Blank		
8.	Overalls	Dark blue Barathea with a double stripe of yellow cloth. The total width of the stripe to be 1 7/8 th inches, showing a blue light not more than 1/8 th inch wide between.	 <p>Note to ADC: All as previously approved per ADC Minutes for the 353rd Meeting of the ADC, Item 9. ADC Decision 4354.</p>
9.	Boots	Calf Wellington Boots (highly polished) with spur housing.	
10.	Spurs	White metal swan-necked box spurs.	




11.	Shirt	A white collarless shirt with double marcella cuffs is to be worn under the jacket.	
12.	Gloves	White cotton gloves will be worn when on parade.	
13.	Cross Belt	Officers are permitted to wear the pouch belts of any regiment or squadron antecedent to the Scottish & North Irish Yeomanry, including The Scottish Yeomanry, Ayrshire (Earl of Carrick's Own) Yeomanry, North Irish Horse, Fife & Forfar Yeomanry, Scottish Horse, Fife & Forfar Yeomanry/Scottish Horse, Lothian and Border Horse and any regiments directly antecedent to those listed.	Note to ADC: A proposed design of regimental pattern pouch belt is currently being produced in consultation with the ADC.
14.	Sword	1912 pattern cavalry officers sword in nickel scabbard, carried on sword slings.	
15.	Sword Slings	Sword slings of antecedent regiments may be worn pending the approval of a Regimental pattern of a sword sling, in all cases to be attached to a webbing belt worn under the tunic.	Note to ADC: A proposed design of regimental pattern sword slings is currently being produced in consultation with the ADC.
16.	Sword Knot	Sword knot of woven gold cord with plaited acorn finial to be worn with blues. The sword sling is to be 'wrapped' if the officer is dismounted or 'loose' when mounted.	
17.	Medals and Ribbons	Full size court mounted and medal ribbons to be sewn onto the tunic. Officers with medals to wear beackets on the tunic to attach the medals to the uniform when required. The row of beackets is to lie immediately above the medal ribbons which are permanently sewn onto the uniform.	
18.	Intentionally blank		

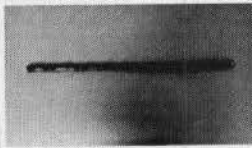
No 2 Dress Service Dress			
19.	Jacket & Trousers	Future Army Dress (FAD) pattern and material. Not to be worn with the FAD pattern waist belt.	
20.	Buttons	Worn with 4 x 22.5mm (36 ligne) officers regimental pattern buttons on the centre line, 2 x 30 ligne (19.0mm) on the chest pockets, 2 x 30 ligne (19.0mm) on the shoulder-straps.	Flat metal hunt buttons in polished gilt bearing the engraved regimental capbadge insignia.
21.	No 1 Dress Hat	As per Item 1.	
22.	Shirt	Cavalry pattern white shirt	
23.	Tie	Light fawn officers tie.	Service Dress pattern
24.	Cross Belt	Cavalry pattern brown leather with a width of 2 ½ inches, polished brass, light dragoon pattern buckle, slider and tip, worn with a custom made Regimental cypher on the pouch, with whistle and pouch. The cross belt is to be removed when wearing service dress undress.	 <p>SCOTS DG pattern shown for illustration.</p>  <p>SNIY light dragoon pattern buckle, slider and tip.</p>




			 <p>SNIY cypher badge for SD pouch.</p>
25.	Shoes	Oxford pattern brown leather with a single brogue welt behind the toe cap. A quarter brogue shoe may be worn in substitution for the above shoe, provided it also features the single brogue welt behind the toe cap.	<p>Brown leather strapped jodhpur boots may be worn with No 2 service dress undress.</p> <p>Shoes are to be beeswaxed and highly polished to a very dark colour.</p>
26.	Socks	Officers fawn.	
27.	Gloves	Brown leather officers pattern.	
28.	Collar Badges RHQ and ERE Officers	Regimental pattern bi-metal collar badges featuring the regimental cap badge insignia.	
29.	Collar Badges Sqn Officers	Metal collar badges of the antecedent squadron regiments, as follows:	


29.a		E (Lothians & Border Yeomanry) Squadron metal wheat sheaf mounted on fabric backs of French Grey.	
29.b		A (Ayrshire (Earl of Carrick's Own) Yeomanry) Squadron, worn with no backing cloth.	
29.c		B (North Irish Horse) Squadron, worn with no backing cloth.	
29.d		C (Fife & Forfar Yeomanry / Scottish Horse) Squadron, worn with no backing cloth.	

29. e	Maple Leaf Insignia	B (North Irish Horse) Squadron officers are to wear a gilded metal maple leaf insignia on the upper left shoulder. 10mm width, 9mm height, silver with two apertures for stitching.	
30.	Medals and Ribbons	Full size court Mounted and medal ribbons to sewn onto the tunic. Officers with medals to wear beackets on the tunic to attach the medals to the uniform when required. The row of beackets is to lie immediately above the medal ribbons which are permanently sewn onto the uniform.	
31.	Rank Badges	Bath Star or Royal Crown in 5/8 th inch size.	
32.	Shoulder Titles	Gilt metal SNIY shoulder titles.	

33.	Sword	1912 pattern cavalry officers sword with brown leather scabbard for use with the cross belt.	
34.	Sword Knot	Plaited buff brown leather strap with plaited acorn finial to be worn service dress. The sword sling is to be 'wrapped' if the officer is dismounted or 'loose' when mounted.	
35.	Service Dress Cap	To match the fabric of the service dress jacket and trousers, brown leather chinstrap, secured with 2 x 14mm (22 ligne) regimental pattern buttons and plain peak and welts. Worn with metal SNIY cap badge. Only to be worn with SD undress.	
36.	Side Cap	Per Item 3. Only to be worn with SD undress.	
37.	Riding Crop	Brown braided leather with heavy cavalry 'fishtail' and silver ferrule and Regimental button fitted to the top. A riding crop is to be carried with No 2 service dress whenever a sword is not being carried.	


38.	Blackthorn Shillelagh	May be carried by NIH officers in accordance with antecedent regimental custom, as a substitution for a riding crop.		
	No 3 Dress Tropical Ceremonial			
39.		White patrols jacket. Remainder as for No 1 Dress Blues (above).		
	No 4 Dress Tropical SD			
40.		Lightweight SD jacket and trousers. Remainder as for No 2 Dress (Service Dress) above.		
	No 8 Dress Combat Dress			
41.	Beret	Grey beret worn with bullion wire SNIY Regimental cap badge with Brunswick green backing cloth cut to shape. To be worn level around the head with the band ½ inch above the eyebrows and loose material pulled right and to the rear. The cap badge is to be directly above the left eye.	ADC Decision 4332 beret from blue to grey with Brunswick green backing cloth to cap badge.	
42.	Belt	58 pattern webbing belt to be worn by officers over the combat smock.		
43.	Name Badges	All personnel to wear their name badges in green lettering on an olive green tape cloth, centered on the top edge of the left hand chest pocket, on all combat clothing.		

44.	Stable Belt	Stable belt will be worn with MTP trousers in barracks. It is not to be worn in the field. The buckles are to be fastened to the side.	
45.	SNIY TRF and Brigade Flash	TRF to be worn on the right arm, sewn onto the MTP uniform blanking patch and brigade flash and union jack to be worn on the left arm and sewn onto the MTP uniform blanking patch.	<p data-bbox="1018 862 1268 884">ADC Decision 4303 SNIY TRF</p> <p data-bbox="1018 907 1268 929">Blue – 289PC</p> <p data-bbox="1018 929 1268 952">Green – 3435PC</p>  


46.	Rank Badges	Olive green epaulette slide with 'SNIY' in black lettering and sewn-on gold stars and crowns (trimmed as required). The existing stock of pre-embroidered slides may be worn until existing stocks are exhausted.	
47.	Shirt	Worn with green/brown under shirt.	
48.	Trousers Twist	Trousers to be worn with twisters or tied using laces. Trousers not to hang loose over the top of the combat boots.	
49.	Combat Jacket Hoods	Hood is to be rolled-up and secured with the integral fastening cord.	
No10 Temperate Mess Dress			
50.	Jacket,	Scarlet cloth, Brunswick green collar and cuffs. Upright collar, not less than 2 inches nor more than 2½ inches high, cut square at the ends. A loop of narrow gold braid at the base of the collar on the left, attached to a hook on the right hand side, to fasten the jacket across the waistcoat. The jacket edged all round, including the collar, with 1-inch gold oakleaf lace. The base of the collar trimmed with a row of gold Russia braid, terminating at each end under the lace edging of the jacket. A row of gilt metal studs down the left hand side of the front of the jacket. The cuffs pointed, edged with gold lace as on the jacket, 6 inches deep (including the lace) at the point and 2½ inches deep at the rear. The lace is padded where it forms a point, crimped below the point and folded at both sides of the backseam, terminating at the base of the cuff.	<p>Note to ADC: All as previously approved per ADC Minutes for the 353rd Meeting of the ADC, Item 9. ADC Decision 4354.</p>

		Two small gilt metal half-ball buttons on the outer side of the backseam, above the lace. A gold Russia braid ornament on each backseam, forming a trefoil at the top and bottom. Shoulder-cords of plaited gold round cord, with a small half-ball button at top, lined with scarlet cloth, bearing badges of rank in silver embroidery. Small squadron badge in embroidery on upper left arm.	
50.a	Waistcoat	Scarlet cloth; upright collar, approximately quarter of an inch lower than that of the jacket, cut square at the ends and fastened with two hooks and eyes, with a black silk tab behind. The waistcoat fastened down the front with hooks and eyes, or with a false front and fastening at the rear. A row of gilt studs down the front. The waistcoat edged around the collar, down the fronts and along the bottom edges to the side-seams, with 5/8 inch gold oakleaf lace. Within the lace, gold Russia braid, forming a row of alternate eyes and scrolls, and a crow's foot in the lower angles. The pockets edged all round with gold Russia forming trefoils above and below in the centre, and at each end.	
50.b	Overalls	Blue overalls, with a double stripe of yellow cloth. The total width of the stripe to be 1 7/8 inches, showing a blue light not more than 1/8 inches wide between.	
50.c	boots and spurs.	Wellingtons, or George boots, with white metal box spurs. Spurs may be swan-necked or straight-necked, according to squadron custom.	Note to ADC: Wording is intended to supersede any inconsistent descriptive text appearing in ADC Decision 4354
50.d	'Blues & Trews'	In substitution for mess dress at the discretion of the local commander, officers may wear a blues jacket (Item 4 above), without medals, with tartan trews, and black shoes of a type suitable for use with formal evening wear.	The tartan of the trews may be any of the following: 1. The Regimental tartan of modern Murray of Atholl, or,



			<p>2. The tartan of any squadron/regiment that is antecedent to the Scottish & North Irish Yeomanry, or,</p> <p>3. Any family tartan that an officer is entitled to wear.</p> <p>The trews must be cut to the cavalry military pattern. They should be form fitting with the fabric cut on the straight grain but without a side seam. The pattern on the inside seam should be so well matched that they appear to be seamless. They ought to be high-waisted with a fish tail and worn with braces. The bottom hem of the leg should be shaped.</p>
51.	Squadron Officer Arm Insignia	Squadrons shall wear embroidered bullion wire insignia on the upper left arm as follows:	General Approval in ADC Decision 4354 .
51.a		E (Lothians & Border Yeomanry) Squadron wheatsheaf with French Grey backing cloth.	
52.b		A (Ayrshire (Earl of Carrick's Own) Yeomanry) Squadron with scarlet backing cloth.	
52.c		B (North Irish Horse) Squadron with Brunswick green backing cloth.	
52.d		C (Fife & Forfar Yeomanry / Scottish Horse) Squadron with yellow backing cloth.	
53.	No 1 Dress Hat	As Item 1 above.	
54.	Side Cap	As Item 3 above.	
55.	Shirt	A white collarless shirt with cuffs is to be worn under the jacket.	
56.	Rank Badges.	5/8 th inch Bath Star or Royal Crown, in silver bullion embroidery.	

57.	Medals	Court mounted miniature medals to be worn.	
58.	Intentionally blank		
	No 12 Dress Tank Park Order		
59.	Beret		
60.	Green Shirt		
61.	Coveralls	Name tag to be sewn-on in green lettering on an olive green tape cloth, centered on the top edge of the left hand chest pocket.	
62.	Boots		
	No 13 Dress Winter Barrack Dress.		
63.	Service Dress Cap	As Item 35.	Berets is not be permitted to be worn in Barrack Dress (winter or summer).
64.	Side Cap	As Item 3.	
65.	Regimental Jersey	Cavalry officers pattern, 'storm blue' colour, notched bottom seam, v-necked, 100% plain knit wool, with shoulder-straps and elbow patches of slate-grey poly-cotton. Each shoulder strap is to be secured by a single 19mm (30 ligne) gilt regimental button.	


66.	Rank Badges	Bath Star or Royal Crown in 5/8 th inch size.	
67.	Shoulder Titles	Gilt metal SNIY shoulder titles.	
68.	Shirt	Cavalry pattern white shirt.	
69.	Tie	Light fawn tie.	Service dress pattern.
70.	Jersey Heavy Wool	Issue heavy wool worn with olive green epaulette slides with 'SNIY' in black lettering and sewn-on fabric gold stars and crowns.	
71.	Trousers	FAD issue barrack dress trousers.	
72.	Socks	Offices fawn issue.	
73.	Footwear	Brown strapped jodhpur boots or Oxford pattern brown leather with a single brogue welt behind the toe cap. A quarter brogue shoe may be worn in substitution for the above shoe, provided it also features the single brogue welt behind the toe cap.	Shoes are to be beeswaxed and highly polished to a very dark colour.
74.	Riding Crop	As Item 37.	
75.	Blackthorn Shillelagh	As Item 38.	
	No 14 Dress Summer Barrack Dress.		
76.	General	As No 13 Dress – Winter Barrack Dress with no jersey and tie and the following variations:	
77.	Stable Belt	As Item 44.	


78.	Rank Badges	White epaulette slides with 'SNIY' in gold lettering and sewn-on gold stars and crowns.	
-----	-------------	---	---

Dress Regulations for the Royal Wessex Yeomanry


Serial	Order of Dress/Item	Description	Remarks
Cap Badges and Headdress			
1.	Cap Badge Officers and WOs	The Regimental Crest granted by the College of Arms in dead gilt and dead silver for No1 and No2 Hats and embroidered for use on Berets. Both versions to be mounted on a black felt surround.	Left: No1 and No2 Hat badge in dead gilt and dead silver. Right: Early impression of embroidered beret badge in silver and gold bullion. <div style="display: flex; justify-content: space-around; align-items: center;">   </div> Both to be mounted on a black felt backing cloth in order to mark our affiliation to the RTR
2.	Cap Badge	A metal and enamel depiction of the Royal College of Arms	The black felt border is to mark our affiliation to the RTR.

	Other Ranks	approved Regimental badge. The cap badge sits on shaped black felt to create a 3mm border around the outline of the badge.	<p>Beret - The felt is sewn onto the beret and the badge secured with cotter pins.</p> <p>No1 Hat - The felt and badge are secured to the hat with cotter pins.</p> <div data-bbox="724 824 1091 1070" style="text-align: center;"> </div> <p>Design for OR's Cap Badge and image showing black Melton border.</p>
3.	Forage Cap. Officers and WO1s	Peaked cap of dark blue Melton with a band and piping around the crown of Badminton blue velvet. Black patent leather chinstrap resting on a gold wire bullion passing peak. The chinstrap secured by two small ½ ball buttons.	<p>The selections of gold lace rather than silver, and Badminton Blue (a mid-blue) come from the Royal Gloucestershire Hussars (RGH). At varying times throughout their c220 year histories, the Royal Wiltshire Yeomanry (RWY), Royal Devon Yeomanry (RDY) and the Queen's Own Dorset Yeomanry (QODY) have each used gold lace and a mid-blue similar to Badminton Blue.</p> <p>Remembrance poppies are worn behind the securing button on the left hand side of the cap.</p>
4.	Forage Cap. Other Ranks	<p>Dark blue peaked cap with a cloth Badminton Blue band and piping around the crown. Black plastic chinstrap resting on the peak. The chinstrap (stud on the left) is secured by two small ½ ball buttons.</p> <p>Note: WO2s also wear this hat</p>	


		but with an Officer's pattern embroidered capbadge.		
5.	Khaki worsted peak Hat. Officers and WOs	Khaki worsted hat with piping on crown, 2½ inch round cavalry peak, brown ¾ inch leather chinstrap with tabs on keepers, secured by two small ½ ball buttons.	Officers and WO1s - with silver embroidered capbadge. WO2s - with metal and enamel capbadge.	
6.	Field Service Cap. Officers and WO1s	An Austrian Pattern Field Service Cap made of dark blue Doeskin with gold 3mm piping around the crown and along the flaps. Worn with the Officer's capbadge sewn on to the left side of the body and with two small ½ ball buttons at the front.	This hat is identical to that previously worn by the RDY but with the silver piping changed to gold.	
7.	Beret All Ranks	Brown with leather band as issued.	The brown colour is to mark our affiliation to the KRH. Worn with the cap badge over the left eye, beret band parallel and the fullness pulled to the right and rear. Cap badge as per serials 1 and 2.	
8.	Specialist Hats	MTP issue Bush Hat, Patrol	No capbadge worn.	


	All Ranks	Cap and Cold Weather Cap.	Under no circumstances are Bush hats to be tailored to look like Pork-pies. 
Ceremonial Full Dress			
9.	Full Dress Uniform All ranks		As the Squadrons hold reasonable amounts of Full Dress uniform of the antecedent Regiments, it is proposed that no change will be made to their individual ceremonial dress regulations to allow them to field Sword Orderlies/Guards of Honour in the old traditional county uniforms. This will also avoid the crippling expense of furnishing new ceremonial uniforms.
Number 1 Dress – Blues			
10.	Headdress Officers and WO1s	Forage Cap or Field Service Cap (Ser.3 and 6)	
11.	Headdress Other Ranks	Forage Cap (Ser.4)	
12.	Tunic. Officers and WO1s	Cavalry patrol pattern made of dark blue barathea with side bodies and side vents, the latter being 5 ½" deep. Fully lined dark blue. Stand collar of	The Dark blue Barathea is that worn by the RWY, RDY and QODY (The RGH wore Badminton Blue Barathea). The distinctive figuring around the collar and the cord loop is a detail taken from the RGH No1 Dress uniform and has been in use since before 1894.



self-material 2 1/4" high with collar badges (as per serial 13). The collar bordered with 6mm gold and blue-fleck Russia braid. For officers of Lt-Col rank and above, the top edge and front of the collar is figured in tight loops of the same braid inside the existing border. 2 plain breast pockets with three-point flaps secured with medium 1/2 ball buttons. Pockets are approximately 5 3/4" wide and 7" deep from top edge of flap. 2 hip pockets, patch type, with three-point flaps without buttons. The patch is approximately 7 1/4" wide at the mouth, 9 1/2" wide at the bottom and 10" deep measured from the top of the flap. The depth varying slightly according to the height of the wearer. The top of the hip flap to run in line with the lowest button. The front is fitted with five medium 1/2 ball buttons, the top button 1 1/4" from the collar seam. No waist hooks. The sleeves are cut to a drop-in cuff, which is made open and fitted with 2 holes and small 1/2 ball buttons. The cuff is blunt pointed and 6" deep at the



Russia braid figuring on collar and square-cord shoulder loops.




		<p>point and 2 ½" at the narrowest part. The shoulders are fitted with arrow shaped silver plated chainmail. This is backed with dark blue Barathea and set with the head of the arrow over the point of the shoulder. A 6mm gold and blue-fleck square-cord rises through the chainmail at the point of the shoulder and forms a loop around a post-mounted button. Silver and colour embroidered rank badges are sewn onto this loop. Shoulder titles are not worn.</p>	 <p>Lt-Col's and above collar figuring detail and shoulder loops.</p>
13.	Tunic. Other Ranks	<p>Issued dark blue No.4 Cavalry patrol pattern jacket worn with collar badges (as per serial 14). The jacket secured with five medium ½ ball buttons with one securing each breast pocket. Cavalry pattern chain mail mounted on the shoulders. Gold anodized shoulder titles to be worn.</p>	<p>The Dark blue Barathea is that worn by the RWY, RDY and QODY (The RGH wore Badminton Blue Barathea).</p>
14.	Overalls Officers and WO1s	<p>Dark blue cavalry pattern patrol overalls with leather boot straps and buckles. Adorned with two stripes of ¾" gold "Irish Wave" lace (formerly the RGH pattern and now adopted</p>	<p>The dark blue colour chosen is that worn by the RWY, RDY and QODY (The RGH wore Badminton Blue).</p>


		as the RWxY pattern) 1/8" apart astride the outer leg seams.	
15.	Overalls Other Ranks	Dark blue cavalry pattern patrol overalls with leather boot straps and buckles. Adorned with two 3/4" stripes of buff cloth 1/8" apart astride the outer leg seams.	Overalls are not to have pleats or side seam pockets. Buff selected as it is one of the two main regimental colours and to match the backing colour of the NCO badges of rank (and currently used by the RGH Guidon escort). 
16.	Collar Badges. Officers and WO1s	RHQ to wear B/Y Sqn pattern collar badges. RHQ, A, B, D and Y Sqn's to wear silver Sqn badges. C Sqn to wear gilt Sqn badges. All secured by cotter pins on the reverse of the collar	RHQ officers and WOs adopt the senior antecedent Sqn badge, the Prince of Wales' plumes as worn by the Royal Wiltshire Yeomanry Sqns (B & Y). Sqn collar badges maintained in order to keep the important link to our home counties and to the old comrades who fought under those historic badges.





A (DY) Sqn collar badge.

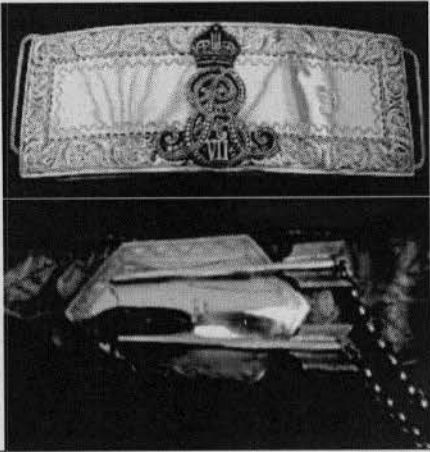



RHQ, B and Y (RWY) Sqn collar badge.



C (RGH) Sqn collar badge.




			 <p>D (RDY) Sqn collar badge. (Note inward facing Lions)</p>
17.	Collar Badges. Other Ranks	<p>RHQ, A, B, D and Y Sqn's to wear silver anodized Sqn badges.</p> <p>C Sqn to wear gold anodized Sqn badges.</p> <p>All secured by cotter pins on the reverse of the collar.</p>	The same pattern as the Officer's badges but different material.
18.	Shoulder Titles Other Ranks	'Royal Wessex Yeomanry' in gold anodized metal.	Secured to the chain mail by pinch pins.
19.	Buttons. Officers and WO1s	Plain ½ ball brass or gilt buttons.	<p>The plain ½ ball buttons come from the RDY uniform.</p> 
20.	Buttons	Plain ½ ball buttons in gold	As per the Officer's buttons but different material.


	Other Ranks	anodized metal.	
21.	Cross Belt Officers and WO1s	<p>Officers are permitted to wear pouch belts originating from any one of the antecedent regiments.</p> <p>The sealed Regimental pattern to be the RGH Rose pattern lace with Badminton blue stripes to reflect the Regimental decision to select gold lace over silver.</p>	<p>This proposal is due to the prohibitive cost of commissioning an RWxY pattern cross belt.</p> <p>All antecedent cross belts are of the Light Dragoon pattern. Silver cartouche pouch with Royal Cypher in gilt; silver buckle, slide, tip, prickers, boss, plate and chains. The RWY, RDY and DY have silver lace and the RGH have gold.</p> 

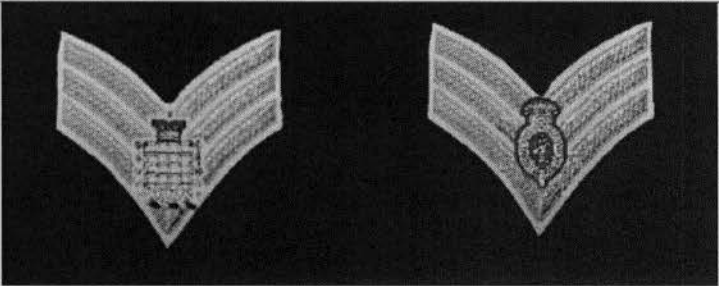





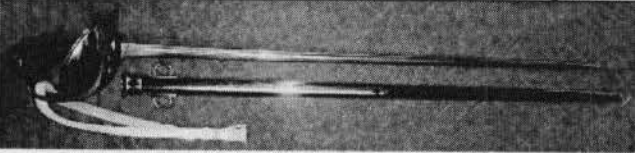

Sword slings and knots are to match the pouch belt being worn.


22.	Cross Belt Other Ranks	Black plastic pouch box with dead silver and dead gilt Prince of Wales' Plumes mounted on buff cloth. The pouch box suspended from a white plastic cross belt with a brass buckle	<p>The Regt already has several of these cross belts, but they have Sqn badges on the pouches.</p> <p>The Royal Wiltshire Yeomanry Sqns (B & Y) currently use this badge but set upon a scarlet cloth backing. As they are the senior antecedent regiment, and as 40% of the Regt already uses it, it was thought appropriate that the whole Regt adopts the Prince of Wales' plumes for use as a pouch badge.</p> <p>It was decided that the scarlet cloth backing would be replaced with buff to link in with the backing cloth used for the NCOs chevrons and the stripes on their overalls.</p> <p>Using these for Full Dress, No1 Dress and No2 Dress was thought to be a very smart and practical solution and a particularly good way to reinforce the Regtl. brand.</p> <p>The cross belt is worn across the left shoulder adjacent to medals worn above the left breast pocket.</p>
-----	---------------------------	---	--


			
23.	Rank Insignia Officers	Bath Star or St. Edward's Crown 3/8 th inch silver and colour embroidered rank insignia.	
24.	Rank Insignia. Other ranks	WOs - The Royal Arms in gold embroidery with a correctly shaped buff Melton border 3mm wide. SSgt and below – Chevrons of gold Bias & Stand pattern lace backed with buff Melton.	The buff backing worn behind ORs badges of rank comes from the RGH and was chosen from the antecedent colours by the Serving Regimental Dress Committee. Note chevrons are to be the correct curved pattern shown below. 

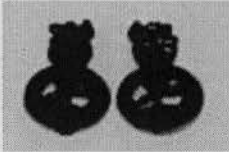
			<p>The RGH Cpls have traditionally only worn their chevrons on their right sleeve due to their full dress uniform including a Pelisse. Both LCpls and Cpls wore a small crown above these chevrons in a manner similar to the HCR CoH. We would like to propose that this tradition is allowed to be continued for Full Cpls only - but only in Full, No1 and No2 Dress ie: in no form of working/combat dress. (This would be for the whole regiment, not just C (RGH) Sqn.)</p>
25.	<p>SNCO's/WO's Rank Badges.</p>	<p>SNCO's – Sqn pattern rank badges worn superimposed on the chevrons on the right arm only.</p> <p>WO's – Sqn pattern rank badges to be worn below Royal Arms/Wreath.</p>	<p>Rank badges are not to extend outside the chevrons buff backing cloth.</p> <ul style="list-style-type: none"> • A Sqn – The head of a Dorset Ram edged in red. • B & Y Sqn's – The Prince of Wales' Feathers edged in red. • C Sqn – The Crest of the Beaufort Family edged in buff. • D Sqn – The Crest of Lord Rolle edged in red. 


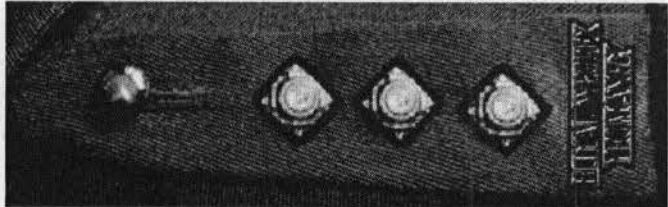
			
26.	<p>Sqn badges.</p> <p>All Ranks</p>	<p>B, D and Y Sqn personnel are to wear a 25mm size embroidered Sqn devices 60mm below the point of the shoulder on their left sleeve.</p>	<p>In recognition of their service with the 2nd NZ Division in WWII, B and Y (RWY) Sqn's wear the divisional insignia (silver fern leaf with black border).</p>  <p>In recognition of their service with the Canadian Infantry Division in the Italian campaign in 1943, D (RDY) Sqn wear the divisional insignia of a gold Maple leaf on a red backing.</p> 
27.	Medals.	Court Mounted.	Personnel who opt to remove the protective lacquer from their medals



	All Ranks		(NATO and UN) are to ensure they remain highly polished.
28.	Sword. Officers and WO1s	Cavalry Officers 1912 Pattern sword in nickel scabbard, carried on sword slings attached to a web belt worn under the tunic. Gold or silver lace on red Morocco leather sword slings to match the sword knot and cross-belt (from antecedent regiments).	<p>The RWY, RDY and DY have silver lace and the RGH have gold with red flecks.</p>  <p>RGH sword knot.</p> <p>The sealed Regimental patterns to be gold lace sword slings and gold, red-flecked sword knots in line with the Regimental choice of gold lace.</p>
29.	Sword. Other Ranks	Cavalry 1908 pattern sword in nickel scabbard carried on white plastic sword slings attached to a web belt worn under the tunic. White plastic or buff leather sword knot.	 
30.	Gloves. All Ranks	White cotton gloves as issued.	

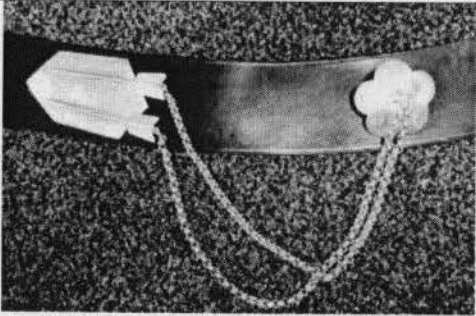


31.	Footwear Officers and WO1s	Mess Wellingtons with 2.5" silver swan neck boxed spurs.	
32.	Footwear. Other Ranks	George boots fitted with 2" nickel swan neck cavalry pattern spur.	
33.	Socks All Ranks	Cotton as issued.	
34.	Cloak Officers and WO1s	Cavalry pattern Officers cloak in Dark Blue Melton cloth with red shalloon lining. Prussian cuffs with 2 lines of divergent full ball buttons. A Badminton Blue velvet collar with the underside of buff Melton. Large gold embroidered rank on plain shoulder straps.	

35.	Cloak Other ranks.	Cavalry OR's pattern cloak in Dark Blue Melton cloth with red shalloon lining. 2 lines of divergent full ball buttons. The collar to be Dark Blue with a buff underside. Badges of rank identical to No.1 Dress tunic.	
Number 2 Dress – Service Dress			
36.	Headdress Officers and WO1s	Forage Cap or Field Service Cap. (Ser. 3 & 6)	Officers and WO1s may wear the Field Service Cap with No2 dress but not on parade.
37.	Headdress Other Ranks.	Forage Cap. (Ser.4)	
38.	Jacket. Officers and WO1s	Standard issue Service Dress jacket. Secured with four medium ½ ball buttons. Breast pockets, lower pockets and shoulder straps secured by a single medium ½ ball button. The cuffs secured by 2 small ½ ball buttons. (All buttons as per serial 19)	In accordance with Army Regulations the RWxY will wear the issued SD (introduced as Future Army Dress in 2012).
39.	Jacket	Standard issue Service Dress jacket. Secured with four	




	Other Ranks	medium ½ ball buttons. Breast pockets and shoulder straps are secured by a single medium ½ ball button. (All buttons as per serial 20)	
40.	Trousers Officers and WO1s	Standard Service Dress trousers as issued.	
41.	Trousers All Ranks	Standard Service Dress trousers as issued.	
42.	Collar Badges Officers and WO1s	Worn on the lapel secured on the reverse by cotter pins. Identical to serial 16 with the exception of D (RDY) Sqn.	D (RDY) Officers and WO1s traditionally wear subdued bronze collar badges in No2 Dress.  D (RDY) Officers/WO1s bronze collar badges.
43.	Collar Badges Other Ranks	Identical to serial 17.	Worn on the lapel secured on the reverse by cotter pins.
44.	Shoulder Titles All Ranks	'RWxY' in gold stay-bright metal.	Secured by pinch pins on the underside of the shoulder cord on a Badminton Blue backing that follows the outline of the title creating a 2mm border.


				
45.	Buttons Officers and WO1s	Identical to serial 19.		
46.	Buttons Other Ranks	Identical to serial 20.		
47.	All Arms Trade and Qualification Badges. SSgt and Below	Khaki Worsted.	SSgts and below are authorised to wear Snipers, PTIs and Skill at Arms instructors qualification badges where appropriately qualified. They should be worn 25mm from the shoulder seam on the right arm.	
48.	Badges of Rank. Officers	Bath Star or St. Edward's Crown 5/8 th size in gilt.	Mounted on a Badminton Blue backing that follows the outline of the badge creating a 2mm border. This is in recognition of our links to the QRH with the blue changed from their Garter Blue to the RWxY regimental colour of Badminton Blue. 	

49.	Badges of Rank. Warrant Officers	Embroidered coat of Arms or Wreath with Cavalry yellow border.	
50.	Badges of Rank SSgt and Below	Khaki worsted chevrons.	<p>SSgts are to wear a brass crown mounted on buff felt 'cut to shape' over worsted chevrons. All chevrons are to be the correct curved pattern.</p>  <p>Full Cpls to wear a worsted crown above their chevrons as per Ser.24</p>
51.	SNCO's/WO's Rank Badges.	Rank badges (same material and design as per Ser.25) but on chevrons made of khaki worsted rather than gold lace.	
52.	Medals. All Ranks	See serial 27.	

53.	<p>Cross Belt Officers/WO1s</p>	<p>RD: A brown leather belt with silver pricklers, chains and rose boss and a leather pouch with the Prince of Wales' Plumes badge (same as OR's Ser.22 but without buff cloth backing)</p> <p>ERE: A brown leather belt with whistle and holster and a leather pouch with the Prince of Wales' Plumes badge fitted to its face.</p>	 <p>To reduce the financial burden on officers at ERE, they replace the chains and pricklers with the traditional cavalry whistle, strap and holster.</p>  
54.	Cross Belt	Same cross belt and pouch worn as serial 22.	

	Other Ranks		
55.	Sword. Officers and WO1s	Cavalry pattern (1912 pat) sword with brown leather scabbard, slings and sword knot.	Sword slings suspended from web belt worn underneath the jacket. (Swords are not carried by ORs in Service Dress.)
56.	Shirt. Officers and WO1s	Cavalry pattern white shirt.	
57.	Shirt. WO2s	Officer pattern issue fawn shirt.	
58.	Shirt. Other ranks	Fawn SD shirt as issued.	
59.	Tie All ranks	Worsted light coloured weave as issued.	
60.	Footwear Officers and WO1s	Issued brown Oxford pattern shoe.	
61.	Footwear Other ranks	Black Shoes as issued.	
62.	Socks All ranks	Fawn as issued.	
63.	Gloves Officers and WO1s	Brown leather as issued.	
64.	Whip	Brown braided leather with	

	Officers	Heavy Cavalry Wedge. Silver ferrule engraved with the Officer's name. A Regtl. or Sqn. button/pin fitted to the top.	
65.	Stick WOs	Blackthorn Shillelagh.	Blackthorn Shillelagh carried by all WOs to mark our affiliation to the QRH. Regt. 
66.	Greatcoat Officers and WO1s	Cavalry Officers' Khaki Greatcoat 1944 pattern. Yellow piping to the collar, shoulder straps and cuffs (which are Prussian style). Bath Star or St. Edward's Crown 5/8th" rank badges in gilt and anodized Regtl shoulder titles to be worn. Large gilt 1/2 ball buttons. Or "British Warm" pattern greatcoat may be worn.	When worn on parade, it is to be properly done up. When not on parade, the top two buttons may be left open, but the lapels are not buttoned back. The coat collar is not turned up except in very inclement weather. 

67.	Greatcoat Other ranks.	Mounted Cavalry OR's pattern greatcoat with ½ ball anodized buttons. Badges of rank identical to No.2 Dress tunic and anodized Regtl shoulder titles to be worn.	
-----	---------------------------	--	--

Number 3 Dress – Tropical Blues

68.	Tropical Blues Dress All Ranks.	The uniform and accoutrements precisely the same as No.1 Dress temperate Blues with the exception of the tunic. No.3 Dress tunic to be made of white cotton with chainmail and all buttons and badges to be detachable.	
-----	------------------------------------	---	--

Number 4 Dress – Tropical Service Dress

69.	Tropical Service Dress All Ranks.	The uniform and accoutrements precisely the same as No.2 Dress temperate Service Dress with the exception of the tunic and	
-----	--------------------------------------	--	--


trousers. No.4 Dress tunic to be made of lightweight tropical material and to be fitted with chainmail on the shoulders as per No1 Dress.




Number 5 and Number 8 Dress – PCSU

70.	Headdress Offrs/WO1s WO2s Other Ranks	Beret or Field Service Hat with silver embroidered capbadge. Beret with Officer's pattern silver embroidered capbadge. Beret with enamel capbadge on black felt backing.	All ranks may wear the MTP issue hats in Ser.8 when in the field.
71.	Belt Officers & WOs	Webbing belt or Regimental stable belt.	Only webbing belts to be worn in the field.
72.	Belt Other Ranks	Issue plastic belt or Regimental stable belt.	Only issue belts to be worn in the field.
73.	Windproof Smock All Ranks	As issued.	Worn with belt on outside. Name Tags above left breast pocket.
74.	Lightweight Jacket or Tropical	As issued.	Worn tucked in with sleeves up or down in accordance with seasonal change. Name Tags above left breast pocket.

	(CBT95) Shirt All Ranks		
75.	Trousers. All Ranks	As issued.	Always to be secured at the boot with Twisters.
76.	Socks. All Ranks	As issued.	
77.	Footwear	Combat boot as issued	Non-issue boots are worn by exception and only on medical grounds.
78.	Shirt Officers & WO1s	Officer's Cavalry pattern white or olive green shirt.	Only MTP shirts/jackets to be worn in the field. Buff slides for white shirt and olive or MTP for olive shirt.
79.	Pullover Officers & WO1s	Jersey Heavy Wool.	Worn with olive or MTP slides.
80.	Rank Slides. Officers	Plain issued MTP slide or olive green slide with embroidered Cavalry yellow crowns and/stars with RWxY at the base of the slide in black thread.	
81.	Rank Slides. Other Ranks.	Plain issued MTP slide or olive green slide with embroidered Cavalry yellow crowns and/stars with RWxY at the base of the slide in black thread.	
82.	Tactical Recognition Flash.	A depiction of a cavalry spur on a Badminton Blue and Buff diamond shaped background.	Worn on the right upper arm on the issued Velcro blanking patch.

	All Ranks			
83.	Formation Patches. All Ranks	Brigade and Divisional insignia.		Worn central on left upper arm below the union flag on the issued Velcro blanking patch.
Number 10 Dress – Mess Dress				
84.	Headdress Officers and WO1s	Forage Cap or Field Service Cap (Ser.3 and 6)		
85.	Headdress Other Ranks	Forage Cap (Ser.4)		
86.	Jacket. Officers and WO1s	Badminton blue Doeskin cloth throughout with gold braid and cord. Upright collar, 2½" high, cut square at the ends. A loop of 4mm Russia braid at the base of the collar on the left, attached to a hook on the right hand side, to fasten the jacket across the waistcoat. The jacket edged all round, including the collar, with 6mm Russia braid, traced inside with 4mm Russia braid. The collar-		The design incorporates elements from all our antecedent Regts.

seam trimmed with 6mm Russia braid terminating at each end under the braid edging of the jacket and also traced with 4mm Russia forming an eye at each corner and a trefoil in the centre. Five gold olivets to the left front edge. A false pocket each side of the jacket, traced with 4mm Russia forming a trefoil at each end and an eye above and below in the centre, 6 inches long overall. Blue cloth dummies at the base of each back seam. The cuffs pointed, edged with 6mm Round Cord forming a loop above the point and terminating at the base of the sleeve. The cord traced with 4mm Russia braid which forms a figure above the loop and three eyes in the angle below. The sleeve ornament, including the Russia figure, to be 8 inches deep from the base of the sleeve and 2½ inches deep at the rear. Back-seam ornaments of a double row of 4mm Russia braid, each forming a scroll and fan at the top, a group of three eyes each side in the centre, with a 6mm Russia braid figure-of-eight on



the dummies at the waist. Plain 6mm cord shoulder-loops, secured by a gilt half-ball button and bearing small badges of rank in silver embroidery.



87.

Jacket.

Badminton blue cloth

WO2 and Below

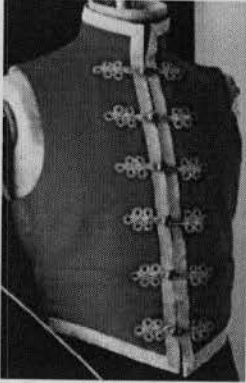
throughout with gold braid and cord. Upright collar, 2½ inches high, cut square at the ends. A loop of 4mm Russia braid at the base of the collar on the left, attaching to a hook on the right hand side, to fasten the jacket across the waistcoat. The jacket edged all round, including the collar, with 6mm Russia braid. The collar-seam trimmed with a row of 6mm Russia braid, terminating at each end under the braid edging of the jacket. The cuffs pointed, 3 inches deep at the point and 2 inches at the rear, edged with 6mm Russia braid forming a trefoil extending 3 inches above the point of the cuff, and folded at both sides of the back seam, terminating at the base of the cuff. A false pocket each side of the jacket, traced with 4mm Russia braid forming a trefoil at each end, 5 inches long overall. Back-seam ornaments of a double row of 4mm Russia, forming a trefoil at the top and a figure-of-eight at the bottom edge of the jacket. A plain loop of 6mm round cord, fastened by a small half-ball button, on each




shoulder. Full-size badges of rank, as for No.1 Dress, on right sleeve.

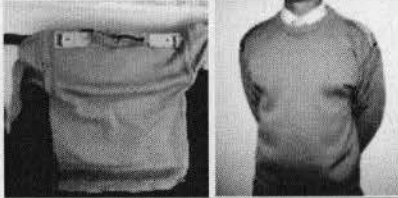
Trade badges are not to be worn on Mess Dress.






88.	Waistcoat. Officer and WO1s	Dark scarlet Doeskin cloth with a 2¼" upright collar cut square at the ends. The waistcoat edged around the collar, down the front and along the bottom edges to the side-seams, with ¾" gold "Irish Wave" (formerly the RGH pattern and now adopted as the RWxY pattern) lace. Six loops of 4mm Russia braid each side, forming a double figure-of-eight above and below and an eye at the outer end, fastened in the centre with a gilt half-ball button. 2 plain pockets.	Classical Hussar pattern, using RGH pattern regimental lace and the red colour from the RWY, RDY, DY. 
-----	---------------------------------------	--	---

89.	Waistcoat. WO2 and Below	Dark scarlet cloth with an upright collar cut square at the ends and a quarter of an inch lower than that of the jacket. The waistcoat edged around the collar, down the front and along the bottom edges to the side-seams, with ½ inch gold "Bias and Stand" lace. 2 plain pockets.	
90.	Overalls All Ranks	See serials 14 and 15.	
91.	Medals. All Ranks	Miniature, court mounted.	
92.	Shirt. All Ranks	Collarless white cotton shirt with double cuff as issued.	Secured with cufflinks.
93.	Footwear All ranks	Officers and WO1s – Ser.31 Other Ranks – Ser.32	
94.	Gloves. All Ranks	White cotton gloves as issued.	

95.	Cloak All ranks	Officers and WO1s – Ser.34 Other Ranks – Ser.35	
Number 12 Dress – Coveralls (Protective clothing)			
96.	Beret All Ranks	See Ser.7	
97.	Coveralls All Ranks	Green cotton or MTP as issued.	Worn with elastic cord to the top of the boot. PSCU smock may be worn during inclement weather as detailed in serial 71. Name Tapes are to be worn on the left breast with name centrally situated. Stitched directly onto the coveralls. (right side for the new Velcro coveralls) Coverall sleeves are to be worn up during summer (weather permitting).
98.	Rank Slides Officers	MTP or Olive. See Ser.80	Officers are to wear a rank slide on both shoulder straps.
99.	Rank Slides Other Ranks	See Ser.81	
100.	Belt Officers/WOs	Webbing belt.	
101.	Belt Other Ranks	Issue belt.	
102.	Socks All Ranks	Issued.	
103.	Footwear	See Ser.77	

	All Ranks		
Number 13 Dress – Barrack Dress			
104.	Headdress Officers & WO1s	Field Service Cap or Khaki Worsted Hat (Ser.5 & 6)	
105.	Headdress WO2s	Khaki Worsted Hat. (Ser.5)	
106.	Headdress Other Ranks.	Beret	
107.	Shirt Officers & WO1s	Officers Cavalry pattern white shirt.	Summer Order – tucked in with sleeves rolled up above the elbow with buff embroidered slides. Winter order – worn with a SD tie (Ser.59) and Jersey Heavy Wool or Regimental Guernsey.
108.	Shirt Other Ranks	Issued No2 Dress shirt.	Summer Order – tucked in with sleeves rolled up above the elbow with buff embroidered slides, white sewn on chevrons/brown leather wrist band with brass insignia. Winter order – worn with a SD tie (Ser.59) Jersey Heavy Wool.
109.	Guernsey Officers	Regimental pattern Guernsey sweater (buff colour, crew neck, single cuff) with buff shoulder straps embroidered with RWxY in black and Cavalry yellow sewn-on rank badges.	

110.	Guernsey WOs	Regimental pattern Guernsey sweater with buff shoulder straps embroidered with RWxY in black. Worsteds rank insignia sewn onto sleeve.	
111.	Jersey All Ranks	Jersey Heavy Wool with olive or MTP rank slides (Ser.80 & 81).	WOs/NCOs to have sewn-on worsteds rank.
112.	Trousers Officers and WO1s	Issue Barrack Dress trousers, issue Lightweights or Regimental Pattern Barrack Dress trousers.	The RWY and the RGH have both worn Bedford Cord or Needle-cord barrack dress trousers since their time in North Africa. For the last 20yrs the RWY have used a fawn needle-cord whereas the RGH used Bedford Cord with more varying colours from dark khaki to grey/stone. Both Sqn's trousers were the same cut, having pleated fronts, deep turn-ups and shaped and buttoned belt loops. The RWxY proposal is for a Khaki Bedford Cord version of these barrack dress trousers. (slightly darker than these below) 
113.	Trousers Other Ranks	Issue Barrack Dress trousers or issue Lightweights.	
114.	Tie All ranks.	See Ser.59	
115.	Stable Belt. All Ranks	Three equal stripes of blue, buff and blue. Side fastening with 2 London-tan leather straps.	Throughout their long histories, each of the antecedent regiments used a mid-blue similar to Badminton Blue and this is why the Regtl Dress Committee chose it as the primary Regtl colour to go with the buff from the RGH.

			 <p>Straps fasten on the left side facing rearwards with the belt slider worn centrally at the front.</p> <p>In Barrack Dress, this is worn in short sleeve order only.</p>
116.	Socks All Ranks	Fawn as issued.	
117.	Footwear Officers	Brown strapped Jodhpur Boots or SD shoes. (See Ser.60)	
118.	Footwear Other Ranks	Issued shoes.	
119.	Whips Officers	See Ser.64	
120.	Sticks WOs	See Ser.65	

PERFORMANCE DRESS UNIFORMS – BAND OF THE ROYAL ARMOURED CORPS

FULL DRESS HUSSAR UNIFORM FOR THE DOM & BM

Item (a)	Proposal (b)	Remarks (c)
Headdress	<p>Busby – Black sable fur, 6¼ inch high in front and 7¾ inch at the back, 1½ inch smaller round the top than the base, complete with:</p> <p>Boss: Gold gimp oval cockade, 2½ inch deep and 1½ inch wide at the centre front, the top level with the top of the Busby, a spring socket behind.</p> <p>Busby Bag: Scarlet cloth covering the top of the Busby, and falling down the right side of the Busby, a line of gold Russia braid along approx. 5/8 inch from outer edge and up centre. At centre base a gold gimp boss.</p> <p>Chin – Chain: Dead and bright gilt corded chain, lined with black Morocco leather, the leather backed with velvet.</p> <p>Busby Line: Gold purl round cord with slides and ends, acorn finials, encircling the busby three times, passing through a ring under the bag then round the body and looped onto the breast. A swivel hook on the free end of the line.</p>	
Busby Plume	White Ostrich feather, 15 inches high from the top of the cap, encircled by a gilt ring. White vulture feather base in a gilt corded ball socket with four upright leaves.	
Tunic	<p>Blue cloth edged all the way round with gold chain gimp. On each side of the breast 6 loops of gold chain gimp with caps and drops fastening with hooks and eyes and 6 plaited gold wire olivets at centre front. On each back seam a double line of chain gimp traced on each side with gold Russia forming a crow'sfoot at back shoulders and an Austrian knot at back skirt. 2 gold netted buttons at back waist. On each side of centre skirt a pleat.</p> <p>Collar: upper and front edges trimmed with ¾ inch wide gold Broken Bias lace, traced on inner edge with gold Russia braid. Lower edge trimmed with gold gimp chain.</p> <p>Cuff: An Austrian knot of gold chain gimp traced on each edge with gold Russia braid the whole 8 inch from bottom of cuff.</p> <p>Shoulder cords: Plaited gold chain gimp lined blue, a gold wire netted ball button at neck edge, bearing silver embroidered badges of rank for officers only.</p>	
Badges of Rank	<p>DOM: Silver embroidered stars or crown.</p> <p>BM: Rank badge in gold embroidery on blue backing.</p>	
Arm Badge	DOM/BM Badge Org RTR on upper right arm, 4 inch clear from the shoulder.	
Collar Badges	Not worn	
Bandmaster Badge	BM Only: Worn below WO1 and WO2 rank insignia - Also worn on lower sleeve by SSgts.	
Overalls	Dark blue overalls, Barathea blue cloth with 2 stripes of ¾ inch wide yellow cloth 1/8 inch apart down each outside leg seam.	
Footwear	Mess Wellingtons with 2 ½ inch plated spurs with dumb rowels.	
Spurs	Swan neck with a star engraved on a large disc.	
Pouch	Silvered flap to black pouch, backed in black.	

	The gilt RAC badge on silver pouch flap.	
Shoulder Belt	Hussar pattern - red leather, faced with 2-inch wide "Herringbone Train" lace with a scarlet central stripe.	
Waist belt	Concealed blue web.	
Sword & scabbard	Pattern 1912 cavalry officers	
Sword Slings	Hussars pattern. Gold "Herringbone Train" lace with red line down centre, on red leather backing. Plain gilt wire billet buckles.	
Sword Knot	Hussars pattern. Gold and scarlet round-cord with gold and scarlet acorn.	
Gloves	White cotton.	
Cape	Dark blue Regimental Bands pattern for all ranks. Featuring 3 RAC 30L dome buttons.	
Cloak	Dark blue RHA pattern cloak for all ranks. Featuring 8 RAC 40L dome buttons, 6 down the front, 2 attached to belt on the rear. Shoulder-straps for the DOM, appropriate gold embroidered rank insignia. Gold embroidered rank insignia on sleeve for BM.	
Medals	Court Mounted	

UN – DRESS FROCK COAT UNIFORM FOR DOM AND BM (WO1) THE ROYAL ARMoured CORPS BAND

(Note that the Frockcoat is not to be worn by BMs who are WO2 or SSgt who are to wear No 1 Dress jacket)

Item	Proposal	Remarks
(a)	(b)	(c)
Headdress	LD's Plain red Forage Cap, gold embroidered edging to peak, wide chin strap, RAC cap badge, 22L RAC dome buttons, 1 either side.	
Frock coat	DOM: Line Cavalry style of single breasted, with black braid trim and loops. BM: Universal pattern with plain double breasted. 40L RAC buttons worn on front, 6 either side. 30L RAC buttons worn on sleeve button holes, 2 either side. Plain flat shoulder-straps with 30L RAC buttons, 1 on either side.	
Badges of Rank	DOM: Gold embroidered stars or crown. BM: Gold embroidery on dark blue backing on right forearm, as for Full Dress.	
Arm Badges	As for Full Dress	
Collar Badges	BM Only: RAC metal collar badges.	
Employment Badge	BM only	
Overalls		
Footwear	As for Full Dress	
Spurs		
Waist Belt	Lancer officers' pattern red-and-gold striped girdle.	
Sword & Scabbard	As for Full Dress	
Sword Slings		
Sword Knot		
Gloves	Cotton White.	
Medals	Ribbons Only.	

FULL DRESS UNIFORM FOR ORs OF THE RAC BAND

Item (a)	Proposal (b)	Remarks (c)
Headdress	<p>Busby: Black seal skin 6¼ inch high in front, 6¾ inch sides and 8 inch at the back. Complete with:</p> <p>Boss: removable gold worsted cord 1 7/8 inch in height and 1 3/8 across.</p> <p>Busby Bag: Scarlet cloth covering the top of the Busby, and falling down the right side to the bottom of the Busby, a line of gold worsted Russia braid along approx. 5/8 inch from outer edge and up centre. At centre base a gold worsted cord boss.</p> <p>Chin – Chain: Brass curb chain lined with black leather.</p> <p>Busby Lines: On cap three lengths of gold worsted square cord sewn together with a hook at each end for fastening to ring under Busby Bag. Cord 69 inches long in double, fitted with brass swivel, 4 gold worsted runners and 2 olive ends.</p>	
Busby Plume	White horse hair secured to a whale bone stem 7 inches long, the inner hair 4½ inches and the outer hair 1¾ inches in height from top of binding, fitted with a brass ring and socket, the latter 1 5/8 inches deep.	
Tunic	<p>Blue cloth fastening with hooks and eyes, edged all the way round with yellow worsted square cord for others. On each side of the breast 6 loops of yellow worsted square cord with caps and drops and 6 full ball buttons at centre front. At each back seam a line of yellow worsted square cord forming a crowsfoot at the shoulder, passing under a yellow worsted button at waist and terminating in an Austrian knot extending to lower edge of skirt. On each side of centre skirt a pleat.</p> <p>Collar: 1¾ inch in height, trimmed all round edges with yellow worsted square cord</p> <p>Cuff: trimmed with yellow worsted square cord starting at back seam, carried round the sleeve (2 inches from lower edge) and forming an Austrian knot extending 7¾ inches from lower edge of sleeve.</p>	Note that gold cord is worn in place of yellow worsted for WOs2.
Shoulder Cords	WO2s to wear plain gold loops. SSgt and below similar loops in worsted yellow.	
Buttons	Hussar style ball buttons, gilt colour.	
Badges of Rank	Gold embroidered badges of rank and gold lace chevrons on blue backing.	
Arm Badge	Badge Org RTR on upper right arm, 4" clear from the shoulder.	
Collar Badges	Not worn	
Bandmaster Badge	SSgt-WO2 BM Only:	
Overalls	Dark blue overalls, blue cloth with 2 stripes of ¾ inch wide yellow cloth 1/8 inch apart down each outside leg seam.	
Footwear	George Boots with spur-boxes to the heels.	
Spurs	2 ½ inch plated swan-necked spurs with dumb rowels.	
Pouch	Black plastic pouch, bearing gilt RAC pouch badge.	
Sword Slings	BSM/SSgt-WO2 BM: White plastic on concealed web belt.	
Sword/ Scabbard	SSgt-WO2 BM Only: When conducting.	
Sword Knot	White	
Pouch Belt	White plastic with polished brass fittings.	

Gloves	White cotton.	
Mittens	Fingerless mittens worn with cloak only.	
Cape	Dark blue Regimental Bands pattern for all ranks. Featuring 3 RAC 30L dome buttons.	
Cloak	Dark blue RHA pattern cloak for all ranks. Featuring 8 RAC 40L dome buttons, 6 down the front, 2 attached to belt on the rear. Winter Order only.	
Medals	Court Mounted	

NUMBER 1 DRESS UNIFORM FOR DOM AND BM (WO1) THE ROYAL ARMoured CORPS BAND

Item	Proposal	Remarks
(a)	(b)	(c)
Headdress	LD's plain red Forage Cap, gold embroidered edging to peak, wide chin strap, RAC cap badge, 22L RAC buttons. Embroidered RAC cap badge for DOM and WOs1.	
Jacket	Standard Barathe Blue No.1 Dress Jacket featuring: Chainmail on shoulders held on by 8 chainmail hooks, 4 on each side. 7 RAC buttons 30L, 5 down the front and 1 on each top pocket flap.	
Badges of Rank	DOM: Gilt metal stars or crown on chainmail BM: Gold wire rank on blue backing.	
Arm Badges	DOM/BM Badge Org RTR on upper right arm, 4" clear from the shoulder	
Collar Badges	RAC metal collar badges	
Bandmaster Badge	As for Full Dress	
Overalls	As for Full Dress	
Footwear		
Spurs		
Waist Belt		
Sword & Scabbard		
Sword Slings		
Sword Knot		
Gloves	Cotton White.	
Medals	Court Mounted	
Cape	Dark blue Regimental Bands pattern for all ranks.	

NUMBER 1 DRESS UNIFORM FOR ORs OF THE RAC BAND

Item	Proposal	Remarks
(a)	(b)	(c)
Headdress	LD's Plain red Forage Cap, thin chin strap, 22L RAC buttons.	
Cap Badge	Silver metal RAC badge	
Tunic	Standard Barathe Blue No.1 Dress Jacket featuring: Chainmail on shoulders held on by 8 chainmail hooks, 4 on each side. 7 RAC buttons 30L, 5 down the front and 1 on each top pocket flap.	
Badges of	Gold with blue background	

Rank		
Collar Badges	RAC	
Sword/ Scabbard	SSgt-WO2 BM Only: When conducting	
Sword Knot	White	
Sword Slings	BSM/SSgt-WO2 BM: White plastic on concealed web belt.	
Arm Badge	As for Full Dress uniform.	
Overalls		
Footwear		
Spurs		
Pouch		
Pouch Belt		
Gloves		
Cape		
Medals		

PHOTO 1-RAC OFFICERS POUCH

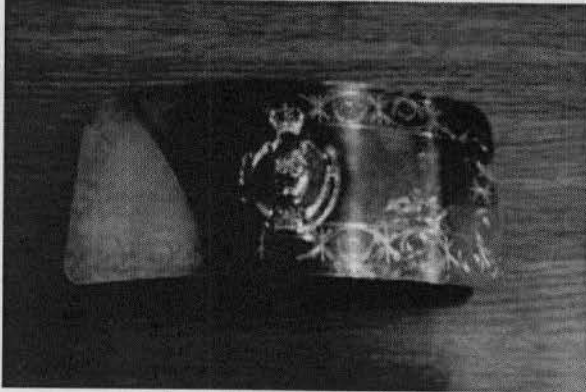


PHOTO 2-HUSSAR OFFICERS

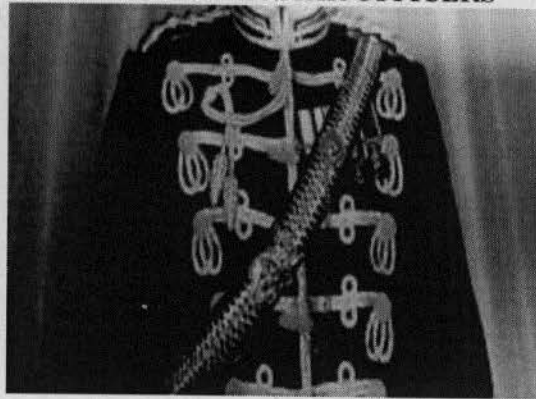


PHOTO 3-HUSSAR SWORD SLINGS

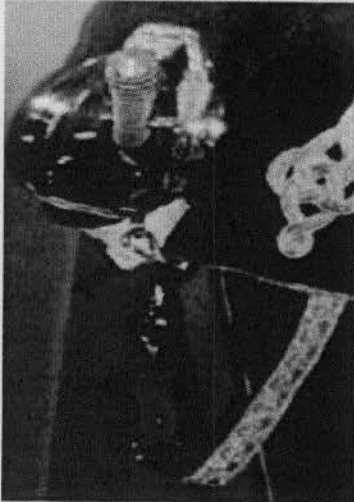
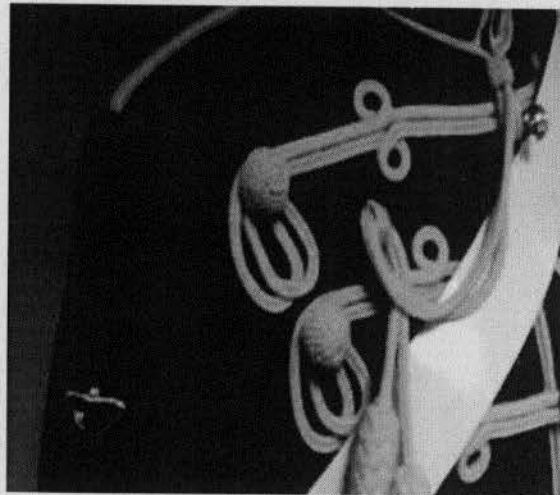
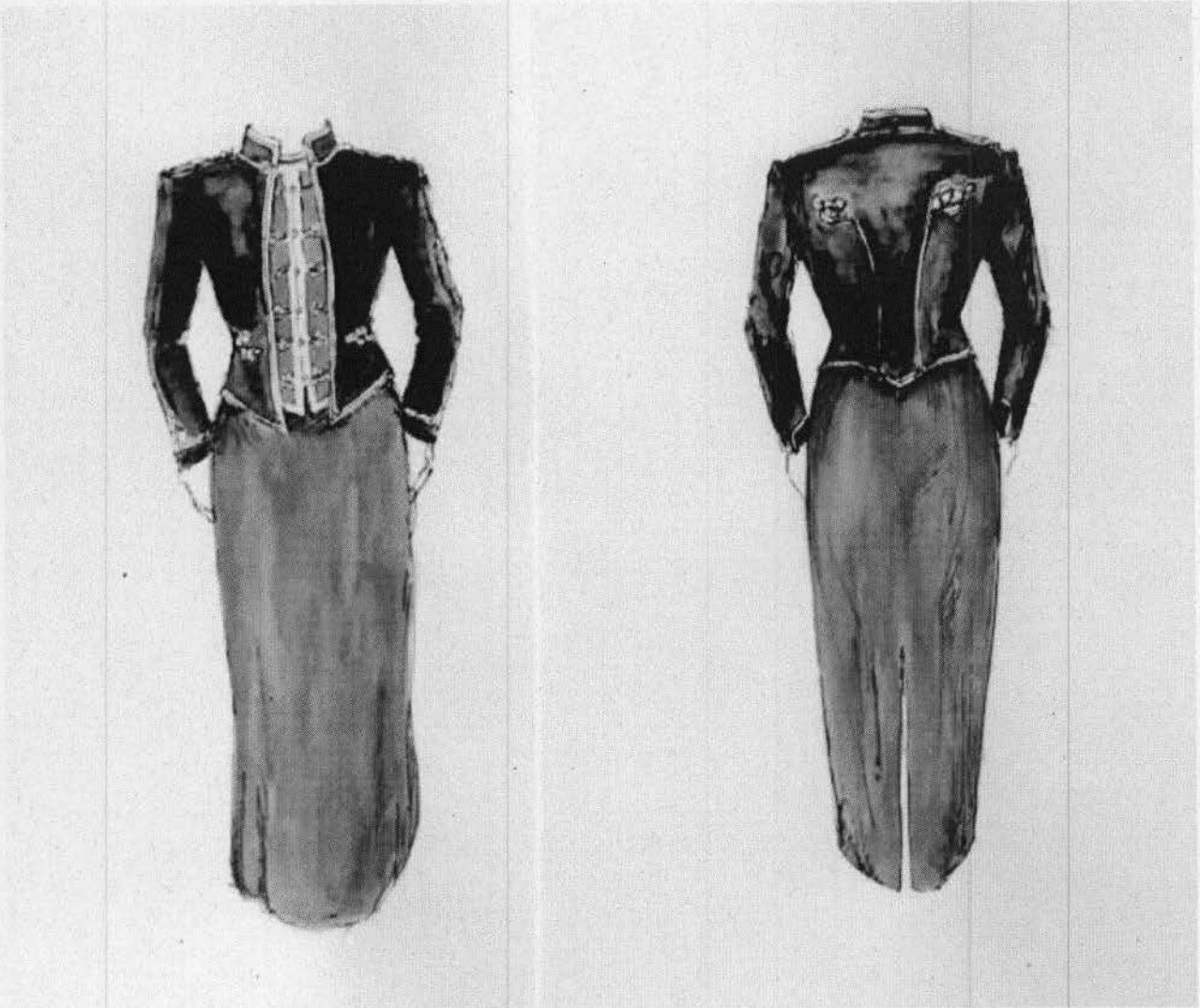


PHOTO 4-RAC RTR TANK




DESIGNS FOR KRH FEMALE OFFICERS AND SNCO UNIFORMS



KRH Female Officer's Mess Dress



Female Officer's No 2 Dress




Female Officer's No 1 Dress




Male and Female SNCO Mess Dress

GURKHA SPS SIDE HAT DESIGNS

WO2 and SNCOs




Officers and WO1



Black cord beehive-top with a small metal GSPS badge with screw and nut fitting.

GSPS Black Plastic Button (22 line)
Shown here are for illustration purpose only





**Ministry of Defence
PS12 - Ceremonial Policy and Plans
Home Command,**

Telephone
Facsimile

Military
Facsimile

Email

See Distribution

Reference: D/HC/PS12/ADC/



Date: 10th Oct 18



358TH ARMY DRESS COMMITTEE RECORD OF OUT OF COMMITTEE DECISIONS




Committee

Rank (a)	First Name (b)	Surname (c)	Appointment (d)	Remarks (e)
Maj Gen	Rob	Nitsch	D Pers	Chairman
Brig	Martyn	Gamble	Hd Arms & Svcs	Deputy Chairman
Col			AD Log Sp	
Lt Col			CO JSAU(L)	Female Rep
Lt Col			SO1 PS12	
Lt Col			SO1 Reserves HQ Army	Reserves Rep
Lt Col			SO1 ACGS Plans	
Lt Col			SO1 Fd Army Pers/Plans	
Lt Col			DES	
WO1 (Army SM)			Army SM	
WO1			HC Comd CM	
Lt Col (Retd)			Army Historical Advisor	
Lt Col (Retd)			PS12 Ceremonial & Awards	Secretary

As there have been no agenda items requiring the full meeting of the Army Dress Committee (ADC), the following items were agreed by individual Committee members during the period 2 June 2017 – 1 June 2018 and approved by the Chairman.

Item	Discussion/Decision	Action
<p>Item 1. Specialised Infantry Group Flash</p>	<p>A Formation Flash was approved for use by those in the Spec Inf Gp and as an emblem for use on letterheads, electronic media and unit signage wef 1 Oct 17.</p>  <p>Decision. Approved by ADC Decision 4421</p>	<p>HQ INF</p>
<p>Item 2. RDG Female Dress</p>	<p>The design of RDG female officers and soldiers was approved noting</p> <ul style="list-style-type: none"> a. No change to existing designs of male uniforms. b. Personal costs for newly commissioned female officers and newly promoted senior non-commissioned officers to be met from grants. c. Annual public funding of no more than £700 will be required for a Brunswick green No 2 Dress/Barrack Dress skirt for all RDG female officers and soldiers. The design is to be identical to the existing khaki No 2 Dress skirt. d. All female RDG will wear the current RDG standard male pattern head-dress. <p>Decision. Approved by ADC Decision 4422</p>	<p>HQ RAC</p>
<p>Item 3. Barrack Dress</p>	<p>The costs of holding significant quantities of male Barrack Dress trousers and female slacks and skirts was identified as an issue with potential for cost-saving. The Committee's view was that Barrack Dress was to be preserved as an order of dress but there was unlikely to be any change in historic usage patterns. Stocking levels were an issue for D Sp to decide.</p> <p>Decision. Approved by ADC Decision 4423</p>	<p>All</p>
<p>Item 4. Gurkha Green Flash in Berets</p>	<p>The Committee approved the wearing of a rifle green patch behind the cap badge of those Gurkha units associated with 16X when wearing a maroon beret.</p> <p>Decision. Approved by ADC Decision 4424</p>	<p>HQ BG</p>
<p>Item 5. Special Observers Badge</p>	<p>The Committee agreed to authorise the RA Special Observers Badge to be worn by qualified personnel in perpetuity by all ranks on all uniforms – a change from the regulations that did not allow the badge to be worn in Combat Dress.</p>  <p>Decision. Approved by ADC Decision 4425</p>	<p>HQ RA</p>

Item	Discussion/Decision	Action
<p>Item 6. Intelligence Corps Stable belt</p>	<p>The Committee to authorise a change in the design of the Int Corps stable belt from side fastening leather straps to a metal buckle worn at the front noting that purchase of the belt was optional for all and those personnel with previous styles of INT CORPS stable belt would change through personal choice.</p> <p>Decision. Approved by ADC. Decision 4426</p>	<p>HQ Int Corps</p>
<p>Item 7. Dress for the Army Sergeant Major</p>	<p>The Committee approved Dress Regulations for the Army SM noting that he will dress as a junior officer of the General Staff but with Army SM rank badge and will remain a member of the General Staff for the remainder of his service.</p> <ul style="list-style-type: none"> a. The standard GS Forage Cap with Staff cap badge but with plain peak – standard Infantry style gold embroidery on peak subsequently when of Field Officer’s rank. b. Plain Service Dress cap without scarlet band. c. No gorget tabs. d. Shoulder cords and boards as for officers but no rank insignia until relinquishing the Army SM appointment. e. Army SM rank insignia worn on upper right arm. f. Overalls without spurs in Mess Dress and No 1 Dress. Spurs to be worn subsequently when of Field Officer’s rank. g. His dress regulations to be included in Army Dress Regulations Part 4 – The General Staff <p>Decision. Approved by ADC. Decision 4427</p>	<p>All</p>
<p>Item 8. Cultural Property Protection Group (CPPG)</p>	<p>The Committee approved insignia identifying the wearer as a member of the Cultural Property Protection Group (CPPG) – the insignia to be worn as a Formation Flash in Combat Dress and as a leather-mounted fob badge hung from the right breast pocket in No1 and No 2 Dress.</p>  <p>Decision. Approved by ADC. Decision 4428</p>	<p>HQ CPPG</p>
<p>Item 9. Land Warfare centre Flash</p>	<p>The Committee approved the proposed design of a Formation Flash and emblem for use by the Land Warfare Centre (LWC) resurrecting the same flash as worn previously.</p>  <p>Decision. Approved by ADC. Decision 4429</p>	

Item	Discussion/Decision	Action
Item 10 QOY Dress Regulations	<p>The Committee reviewed revised Dress Regulations for QOY noting the inclusion of female forms of the various uniforms. The revised Dress Regulations to be uploaded into Army Dress Regulations.</p> <p>Decision. Approved by ADC. Decision 4430</p>	HQ RAC
Item 11. Int Corps	<p>The Committee approved a revised emblem for 1 MI Bn. The Committee also approved the option of wearing the 5 MI Bn Tartan as trews or overalls in No 10 Dress only by Int Corps officers and SNCOs and at private expense.</p>  <p>Decision. Approved by ADC. Decision 4431</p>	HQ INT CORPS
Item 12. Army Recruiting and Initial Training Command	<p>The Committee approved the design of an emblem and Formation Flash for ARITC at non-public expense. In colour the flash is to be worn on a scarlet background.</p>  <p>Decision. Approved by ADC. Decision 4432</p>	HQ ARITC
Item 13 LONDONS	<p>The Committee approved the design of a cap star to be worn by G (Guards) Coy LONDONS subject to the approval of The Sovereign noting that costs associated with obtaining The Sovereign's approval were to be at public expense.</p>  <p>Decision. Approved by ADC. Decision 4433</p>	HQ LONDIST
Item 13 105 Regt RA	<p>The Committee approved personnel in the Scottish Btys of 105 Regt RA reverting to the beret from the TOS as head dress in Combat Dress (Decision 4305 refers).</p> <p>Decision. Approved by ADC. Decision 4434</p>	RHQ RA
Item 14. Date of Next Meeting	<p>The next meeting was scheduled for Mar 19 – date TBC.</p>	Sec ADC

{Original Signed}


Secretary Army Dress Committee
for Director Personnel

Distribution:

External:

Action:

HQ JFC (SO1 Co-Ord and Engagement)
ARMY HQ (COS PSC)
HQ Field Army (DACOS Pers)
HQ HC (Comd CM)
HQ ARRC (Comd SM)
HQ FTC (for Comd SM)
HQ 1 (UK) Armd Div (for DCOS & Comd SM)
HQ 3 (UK) Div (for DCOS & Comd SM)
HQ Regional Comd (for ACOS Pers and AD Cadets)
HQ ARITC
HQ JHC (for Dep Comd)
HQ SCOTLAND
HQ LONDIST (Log Sp Cer SO2 and SO2 Cadets)
HQ BF Germany (for DCOS)
HQ BF Gibraltar (for J1 SO2 & JAOOC)
HQ BF Cyprus (for COMD SO1 J1 & J4)
HQ H Div (for Bde Maj)
HQ RAC (for Corps Col and CRSM)
RHQ RA (for Corps Col & Regt Pol SO2)
RHQ RE (for Corps Col & Corps RSM)
RHQ R SIGNALS (for Corps Col & C and H SO1)
HQ INF (for G1 PERSOPS SO2 and RSM)
HQ Foot Guards (for Div Lt Col)
HQ Queen's Div (for Lt Col)
HQ King's Div (for Lt Col)
HQ SWI Div (for SO2)
HQ RIFLES (for Lt Col)
RHQ SCOTS (for Regtl Sec)
RHQ PARA (for Lt Col)
RHQ Brigade of Gurkhas (for Col BG & Regt Sec)
RHQ AAC (for Regtl Col & Regt Sec)
HQ DSF (for JSFSG)
HQ RACHD (for Staff Chaplain & Senior Chaplain Soldier Training)
RHQ RLC (for Corps Col, Corps Adjnt and Corps SM)
HQ AMS (for Corps Col and Corps SM)
RHQ REME (for Corps Col & Corps ASM)
RHQ AGC (for Corps Col & Regtl Sec)
HQ SASC (for Lt Col & Corps RSM)
HQ INT CORPS (for Corps Col, Corps SM & Adjnt)
HQ RAPTC (for Adjnt & CRSM)
HQ CAMUS (for Corps Col and CRSM)
HQ RMAS (for Adjnt & QM)
HQ CPPG
HQ LONDIST - DCOS

Information:

RN (for CAP LOG SC OPS POL SO1)
RM (for FLEET Asst Corps Sec)
RAF (for UCPSM Cer and Pol)


Internal:

Information:

All Committee Members and those in attendance.

Army RemPol (for SO2 Allces Policy)

Army Historical Branch

Army Brand Manager – 

MOD RQMS