



ARMY

**Ministry of Defence
Directorate of Personnel Operations – PS12(A),**

Telephone
Facsimile

Military
Facsimile

Email Ext
Email Int

See Distribution

Reference: D/PersOps/25/1/1/PS12(A)

Date: 16 Jan 14

RECORD OF DISCUSSION AND DECISIONS OF THE 350th MEETING OF THE ARMY DRESS COMMITTEE HELD IN ARMY HEADQUARTERS ANDOVER ON MONDAY 4th NOVEMBER 2013

Rank (a)	First Name (b)	Surname (c)	Appointment (d)	Remarks (e)
Maj Gen	Richard	Davis	DG Pers	Chairman
Brig	Matthew	Lowe	D Pers Ops	
			Col Media and Comms	
			SO1 PS12(A)	
			SO1 Reserve HQ Army	
			CO JSAU (L)	Female Dress Rep
			AcSM RMAS	
			Sec ADC PS12(A)	Secretary



In Attendance

			SO2 Log Sp HQLF	
			RQM Parade & Ceremonial DC T	
			Army Historical Advisor	


Apologies





Col	AD Log Sp HQLF		Post vacant
			A/Parade & Ceremonial Manager DC T


Item	Discussion/Decision	Action
Item 1. Welcome	The Chairman welcomed everyone to the 350 th Meeting of the Army Dress Committee particularly to [REDACTED] and [REDACTED] for whom it was the first meeting.	
Item 2. Minutes of 349th ADC	Approved	
Item 3. Matters Arising	Army Flag. In a short discussion on the proposed new Army Ensign, Col Media and Comms made the point that the Army Crest must remain pre-eminent as the most recognised insignia of the Army	
Item 4. Record of OOC Decisions	<p>a. RDG Green Beret. The Committee ratified the decision taken out of committee to approve a change from a blue beret to a rifle green beret for all ranks of RDG to reflect the Regiment's heritage and the identity of the modern Regiment.</p> <p>Decision. Approved by ADC. Decision 4283</p> <p>b. Frock Coat for DCLF. Following a personal letter to the Chairman, the Committee was asked to reconsider it's decision of the previous meeting. The Committee ratified the decision taken out of committee not to approve an entitlement to the General Officer's Frock Coat for DCLF.</p> <p>Decision. Not Approved by ADC. Decision 4284</p>	HQ RAC RDG
Item 5. Terms Of Reference	<p>Recently the ADC had been given additional responsibility to govern working dress worn in barracks including Combat Uniform. In addition, a representative from the Reserves had been added to the Committee. During discussion of the composition of the Committee, it was agreed that the post of Col Army HQ should be changed to specify Col Media and Comms reflecting the appointment's value not only to communicate sensitive items but also to provide a professional view of the Army's brand image in any proposals. The revised TORs are at Annex A.</p> <p>Decision. Approved by ADC. Decision 4285</p>	All
Item 6. CAMUS Dress Regulations	CAMUS Dress Regulations for all uniforms except Full	

Item	Discussion/Decision	Action
	<p>Dress and Concert Dress were discussed noting and agreeing to a change of TRF as shown below.</p>  <p>The Committee noted that the Regulations stated that WOs2 wore leather sword slings with the white Corlebe belt. It was understood that this was a typo and white plastic sword slings should be worn. The approved Dress Regulations are at Annex B.</p> <p>Decision. Approved by ADC. Decision 4286</p>	<p>HQ CAMUS</p>
<p>Item 7. YORKS Dress Proposals</p>	<p>RHQ YORKS proposed a number of changes to YORKS Dress Regulations as a result of A2020 and the Regiment re-structuring into 2 Regular battalions and a Reserve battalion. The Committee was content with the Regiment wearing a common lanyard by all ranks. The lanyard selected was the lanyard worn by 4 YORKS and is to be worn on the right shoulder.</p>  <p>The Regiment also proposed to extent the entitlement to wear the Regimental Jumper by officers and WOs1 to WOs2 and the Committee agreed noting that they were not to be provided at public expense.</p> <p>The Regiment proposed that the all personnel in the Champion Company wear a distinctive TRF until the time of the next Duke of York Military Skills Competition. While this emulated a tradition started within the Green Howards, the Committee noted that that it was never authorised. In discussion, the Committee felt that by creating a precedent for Company level TRFs, it would lead to a plethora of unrecognised or confusing TRFs which would run counter to the rationale of a recognition badge. The Committee did not approve this proposal but would be receptive to some other distinguishing mark such as a lanyard worn in No 2 Dress. The Committee was content for a banner with the Duke of York's cypher on a green background to be flown outside the HQ of the Champion Company.</p> <p>Finally the Regiment proposed that the annual recipient of a Regimental medal to be known as the York Medal be authorised to wear an embroidered Duke of York's cypher on the left cuff of parade orders of dress. The Committee stated that badges worn on all uniforms were very carefully controlled not only to preserve the integrity of those Special Arm Badges and Qualification Badges that were authorised to be worn but also to preserve the uniforms for honours and distinctions awarded by The Sovereign. The</p>	<p>YORKS</p>

Item	Discussion/Decision	Action
	<p>Committee therefore did not approve the cipher.</p> <p>Decision. Approved in part by ADC. Decision 4287</p>	
<p>Item 8. Entitlement to Wear Maroon beret.</p>	<p>As a consequence of the recent changes in the structure of the Army, it had become clear that the rules in Army Dress Regulations on who was entitled to wear the maroon beret in Combat Dress had become outdated. In conjunction with various Corps Cols, D Comd 16 AA Bde proposed new wording as follows:</p> <p>Maroon Air Assault Forces beret.</p> <ol style="list-style-type: none"> 1. Parachute Regiment. All ranks of the Parachute Regiment, both Regular Army and Reserve, wherever serving with all orders of dress are to wear the maroon beret. 2. Affiliated Parachute Qualified Personnel. All ranks outside 16 Air Asslt Bde, who are qualified (ie entitled to wear para wings) and serving in an established "Parachute" Position Identifying Descriptors (PID) may wear the maroon beret. 3. 16 Air Asslt Brigade. All ranks of supporting arms and services serving under peace time OPCOM status of 16 Air Asslt Bde and those force elements becoming OPCON on deployment and that have their primary training and operational affiliation to the Air Assault Task Force may wear the maroon beret. 4. Miscellaneous Others. All ranks who are qualified to wear the parachute wings as a qualification badge who previously wore the maroon beret under sub para 3 above when subsequently posted to any Phase 1 training establishment as permanent staff or qualified officers assigned to an ADC appointment may continue to wear the maroon beret for the duration of that posting. On all other occasions, including further subsequent postings or when posted to any other E1 or E2 appointment, all ranks are to cease to wear the maroon beret and revert to the normal regimental beret/head-dress (ADC 4126). <p>The Committee accepting the revised Regulations which will be incorporated into Part 9 of Army Dress Regulations at the next update.</p> <p>Decision. Approved by ADC. Decision 4288</p>	<p>HQ 16 AA Bde</p> <p>RHQ RA</p> <p>RHQ PARA</p>
<p>Item 9. QDG Mess Dress</p>	<p>QDG proposed to introduce two minor amendments to the Officers' Mess Kit in order to recognise elements of both antecedent regiments -1st The King's Dragoon Guards and The Queen's Bays (2nd Dragoon Guards). The Regiment stated that in 1959, the design of the officers' Mess Dress was too simplified and did not fully reflect the Dragoon Guard heritage. The two changes that were proposed</p>	


Item	Discussion/Decision	Action
	<p>were:</p> <ul style="list-style-type: none"> a. Removal of two ply gold shoulder cords and replacement with Bold Nylar in Dragoon pattern shoulder boards. b. Extension of the QDG Large Scallop pattern gold braid on the Mess Jacket front to go all around the edge of the back of the jacket. <p>The Regiment acknowledged that these changes did not go as far as the traditional Dragoon Guard style but to do so would incur considerable additional costs for the Regimental officers. The Regiment had therefore limited the cost of the changes to an affordable level. The Committee felt that these changes were entirely acceptable and approved both.</p> <p>Decision. Approved by ADC. Decision 4289</p>	QDG
<p>Item 10. 105 Regt RA (V) Ceremonial No 1 Dress</p>	<p>The Committee spent some time discussing a proposal from 105 Regt RA (V) for a Scottish form of No 1 Dress for those firing the Gun Salutes at Edinburgh Castle. The No 1 Dress proposal consisted of a Balmoral bonnet, blue Scottish patrol jacket, trews in Ross Tartan with standard RA accoutrements. The intent was to appear as “Scottish” soldiers to the general public watching the salute as well as to assist in recruiting for the Reserves. The Committee was of the view that the ADC was not the appropriate forum to approve the principle of altering standard uniforms for what was considered political reasons. The Committee could not authorise to cost of these uniforms which was estimated to be in the region of £40k. The Committee also had issues with the use of a family tartan.</p> <p>However the Committee did approve the TOS to be worn in PCS-CU by all officers and soldiers on the establishment of 105 Regt RA (V) irrespective of cap badge providing that the appropriate Corps Cols were content (eg REME, AGC (SPS), RLC etc) for their soldiers to wear the TOS. While soldiers may have theirs issued, officers should purchase their own and have any tailoring of the tartan patch done at their own expense.</p> <p>Decision. Approved in part by ADC. Decision 4290</p>	<p>HQ RA</p> <p>HQ RA</p>
<p>Item 11 Emblems</p>	<p>a. 278 (Lowland) Battery RA. The Battery which has been recently formed as part of 105 Regt RA (V) proposed a Battery emblem for use on letterheads, electronic media, unit signs and Camp Flag. This was approved but it’s production and use must be at non public expense.</p> 	<p>HQ RA</p>

Item	Discussion/Decision	Action
	<p>Decision. Approved. Decision 4291</p> <p>b. HQ Force Troops Command Troops (HQ FTC). HQ FTC proposed that it is authorised to inherit the emblem used by its predecessor – HQ Theatre Troops (HQ Th Tps). This was approved but it's production and use must be at non public expense.</p>  <p>Decision. Approved by ADC Decision 4292</p> <p>c. European Joint Support Unit (EJSU). EJSU proposed that it is authorised to continue to wear the emblem previously worn by a number of Rhine Army support troops as a Formation Flash and as an emblem on letterheads, electronic media and unit signs. This was approved but it's production and use must be at non public expense.</p>  <p>Decision. Approved by ADC. Decision 4293</p> <p>d. Royal Military Academy Sandhurst Group (RMAS GP). Academy HQ RMAS proposed a design of a Formation Flash to be worn by all permanent staff and certain cadets within the RMAS Gp. This was approved but its production and use must be at non public expense.</p>  <p>Decision. Approved by ADC. Decision 4294</p> <p>e. Royal Welsh Regiment (R WELSH). R Welsh proposed to change the TRF worn by all ranks of the Regiment. The ADC approved the design of TRF first worn by 38 (Welsh) Infantry Division in 1914 and more recently by RRW stating that as with all TRFs, they were to be procured and tailored at private expense.</p>  <p>Decision. Approved by ADC. Decision 4295</p> <p>f. 1st Intelligence, Surveillance & Reconnaissance Brigade (1 ISR Bde). The ISR Bde proposed a design of a Formation Flash. While the Committee approved the design for use as a Formation Flash and unit emblem, it noted that GOC FTC had yet to see it.</p> <p>Afternote: Subsequent to the meeting, GOC FTC did not wish to use the initial design but after some discussion a "prowling panther" design on a green and yellow diagonal background had been proposed (based on a design used</p>	<p>HQ FTC</p> <p>HQ FTC EJSU</p> <p>RMAS</p> <p>R WELSH</p> <p>HQ FTC</p>

Item	Discussion/Decision	Action
	<p>by 4th Battalion, Reconnaissance Corps in WW2). DG Pers directed that once the new design had been received, it should be circulate to the ADC out of committee for approved</p> <p>g. Scottish Cadets. HQ SCOTLAND proposed a design of “County Flash” to be worn by all ACF detachments who previously wore a now-defunct Scottish regimental flash. The design was</p>  <p>approved noting that as with all other County Flashes they were to be provided at no cost to Defence.</p> <p>Decision. Approved by ADC. Decision 4296</p>	<p>HQ 1 ISR Bde</p> <p>HQ SCOTLAND</p> <p>HQ Sp Comd</p>
<p>Item 12. Items for Discussion.</p>	<p>a. RA TUAS Pilot Brevet. The Committee discussed the proposal that TUAS pilots were awarded “flying wings” to be worn in perpetuity. The Committee was conscious that the proposal had not been fully staffed particularly within the flying community (RAF, JHC, AAC etc). Col Bryant kindly agreed to staff the proposal further.</p> <p>b. RTR Black Boots. RTR had requested that clothing scales continued to allow a pair of black boots to be issued to all RTR ORs for wear with No 12 Dress (black coveralls). The Committee agreed subject to the availability of both black boots and funding.</p> <p>Afternote: ARMY HQ has subsequently agreed to the funding and Log Sp confirmed that suitable black boots will still be available.</p> <p>Decision. Approved by ADC. Decision 4297</p> <p>c. US Combat Patches. A request had been made to the Secretary to seek ADC approval for those who had been on operations with the US Forces to wear the appropriate combat patch on PCS. The ADC was unanimous in rejecting this request.</p> <p>Decision. NOT Approved by ADC. Decision 4298</p> <p>d. RMAS Uniform Inspections. The Secretary reported that inspections of 2 intakes of officer cadets’ uniforms had taken place with the intent of providing constructive comment to the civilian tailors. Corps Cols would be informed of any of their approved tailors who consistently produced sub-quality uniforms. Feed back had been provided to the tailors with the intent that common errors and faults would be rectified.</p>	<p>HQ RA HQ AAC</p> <p>HQ RAC HQ RTR</p> <p>Corps Cols</p>

Item	Discussion/Decision	Action
Item 13. Any other Business and Date of Next Meeting	<p>This being the last meeting attended by the current AcSM, the Chairman thanked him for his contribution over the last 4 meetings and wished him well for the future.</p> <p>There was no other business and the meeting concluded at 1540 hrs. The date of the next meeting would be in the Spring – date to be confirmed.</p>	

{Original Signed}


 Lieutenant Colonel
 Secretary Army Dress Committee
 for Director General Personnel

Annexes:

- A. Revised Terms of Reference.
- B. CAMUS Dress Regulations

Distribution:

External:

Action:

SHAPE (for D/UKNMR(A))
 HQ JFC (SO1 Co-Ord and Engagement)
 PJHQ (for DACOS J1)
 ARMY HQ (SO2 Log Sp Availability Mgt & SO2 G4 Cadets)
 HQ ARRC (for G1 Ops SO2)
 HQ FTC for DCOS)
 HQ 1 (UK) Armd Div (for G1 & G4)
 HQ 3 (UK) Div (for G1 & G4)
 HQ Sp Comd (for ACOS Pers)
 HQ UKSC(G) (for G1 & G4)
 HQ SCOTLAND
 HQ LONDIST (Log Sp Cer SO2)
 HQ BF Gibraltar (for J1 SO2 & JAOOC)
 HQ BF Cyprus (for COMD SO1 J1 & J4)
 HQ BF South Atlantic Islands (for Staff Assistant J1/J4)
 HQ H Div (for Bde Maj)
 HQ RAC (for Regtl Col and CRSM)
 RHQ RA (for Regtl Col & Regt Pol SO2)
 RHQ RE (for Regtl Col & Corps RSM)
 RHQ R SIGNALS (for C and H SO1)
 HQ INF (for G1 PERSOPS SO2 and RSM)
 HQ Foot Guards (for Div Col)
 HQ Queen's Div (for Lt Col)
 HQ King's Div (for Lt Col)
 HQ Prince of Wales's Div (for SO2)
 HQ RIFLES (for Lt Col)
 HQ PARA (for SO2)

RHQ SCOTS (for Regtl Sec)
RHQ RIFLES (for Asst Regtl Sec)
RHQ R IRISH (for Regt Sec)
RHQ PARA (for Regt Sec)
RHQ Brigade of Gurkhas (for Regt Sec)
RHQ AAC (for Regt Sec)
HQ DSF (for JSFSG)
HQ RACHD (for Staff Chaplain & Senior Chaplain Soldier Training)
RHQ RLC (for Regtl Col & Corps Adjt)
HQ AMS (for Regt Sec)
RHQ REME (for Pers Pol SO2 and Corps ASM)
RHQ AGC (for Plans and Co-ord SO2)
HQ SASC (for Lt Col & Corps RSM)
HQ INT CORPS (for Corps Adjt)
HQ RAPTC (for ADJT & CRSM)
HQ CAMUS (for Corps RSM and Corps Sec RO2)
HQ RG (for G1 Comd Gp, COS)
HQ ARTD (for G1, G4 & Plans, SQM)
HQ RMAS (for Adjt & QM)
HQ 51 (Scottish) Bde
CO QDG
CO RDG
RHQ RTR
RHQ YORKS
RHQ R WELSH

Information:

RN (for CAP LOG SC OPS POL SO1)
RM (for FLEET Asst Corps Sec)
RAF (for UCPSM Cer and Pol)
National Army Museum (for [REDACTED])

Internal:

Information:

All Committee Members and those in attendance.
PS10 (A) (for SO1 and SO2 Allces Policy)
CGS GS (for Army Pol Pers/Infra SO2)
D Manning (A) (for SO1 Diversity)
DMC-Ops PR(A) (for SO2 Plans Coord)
CIO (for CI CMem Analysis 8)
Army Brand Manager – [REDACTED]
MOD RQMS

ARMY DRESS COMMITTEE (ADC)

TERMS OF REFERENCE

1. The Committee considers any proposal to introduce or alter the State, full, mess, parade, walking out and working dress and ceremonial accoutrements of the Army; and the badges, insignia and embellishments to be worn with all forms of dress, and submits recommendations to ECAB when necessary. The Committee implements overall policy on Army Dress as directed by CGS, and examines and makes decisions on any detailed aspect, change or modification to all non-operational Army dress matters either pan-Army or from any Regimental HQ on behalf of AG and CGS.
2. The Committee takes into account all cost implications of proposals considered by it and may approve proposals subject to appropriate TLB funding. The Committee also takes into account the historical and traditional aspects of British Army uniform and accoutrements.

DETAILED TASKS

3. Detailed tasks include:
 - a. Approve proposed changes to all Army, Corps and Regimental Uniforms except those worn in operational environments.
 - b. Direct how, when and where uniform is to be worn.
 - c. Direct uniform to be worn for specific events or occasions.
 - d. Approve all new badges, emblems and mottos to be worn on any uniform or used on electronic media or official letterheads.

COMPOSITION

4.
 - a. Chairman DG Pers
 - b. Members D Pers Ops
Col Media and Comms Army HQ
AD Log Sp, Army HQ
Female Dress Rep
SO1 Tri-Svc Ceremonial Plans, PS12(A)
SO1 Rep Army Reserve
AcSM RMAS
 - c. Secretary SO2 Ceremonial and Awards, PS12(A)
 - d. In attendance Parade & Ceremonial Manager DC IPT
Requirements Manager Army DC T
SO2 Log Sp ARMY HQ
Army Historical Advisor

FREQUENCY

5. Two times a year, or as required.

STANDARD AGENDA POINTS

6. The agenda routinely is to cover:

- a. New dress proposals or concerns.
- b. New requirements.

{Original Signed}


**R R Davis CBE
Maj Gen
DG Pers**

4th November 2013



THE CORPS OF ARMY MUSIC (CAMUS)

(Oct 13)

Serial (a)	Main Features (b)	Description (c)
1	Cap Badge	Lyre surmounted by a Crown within a wreath of oak leaves with scroll "Corps of Army Music" beneath. Either side of the lyre in scroll over oak leaves "NULLI SECUNDUS".
2	Collar Badge	As for cap badge but smaller.
3	Facing Colour (Dress)	Scarlet
4	Tunic Buttons	Gilt with Corps Lyre
5	TRF	Same design and colours as Stable Belt 6cm x 6cm
6	Lanyard	Colour TBC – worn on the left shoulder in No 2, No 4 and No 13 Dress by officers and ORs.
7	Stable Belt	Colours as shown worn with two leather fastening straps centrally  Pantone Colours Blue – 289PC Light Blue – 291PC Red – 485PC Yellow - 116PC

Nos 1 and 3 Dress

Serial (a)	Main Features (b)	Description (c)
8	Headdress	Royal pattern forage cap with black peak with 19 ligne Corps buttons. Field Officers are to wear peaks with a plain gold ¾ inch passing embroidery on the lower edge
9	Tunic Collar Badge	Blue, Infantry pattern. Officers and WOs1 wear standard infantry pattern twisted gold shoulder cords with blue lining, pattern shoulder cords in Ceremonial – plain blue shoulder boards in non-ceremonial. ORs' shoulder- straps are to be edged all round (except at the base) with scarlet cloth piping. Female tunic is as for male less breast pockets. Officers and WOs1 to wear gold and silver embroidered

Serial (a)	Main Features (b)	Description (c)
	<p>Tunic Buttons</p> <p>Qualification Badges</p> <p>Employment Badge</p> <p>Medals</p>	<p>crown and lyres. ORs to wear gilt pattern. Standard pattern 30 ligne gilt buttons with 22 ligne buttons on shoulder boards.</p> <p>As entitled worn on scarlet backing. Class 1 and Class 2 Cpls and below are to wear Army musician qualification badge in gold on blue background on upper right arm.</p> <p>Bandmasters who are in role are to wear the Bandmaster's employment badge in gold on blue background on the lower right arm below the rank insignia. This badge is to be removed when the individual is no longer employed directly as a bandmaster.</p> <p>Ceremonial: Court Mounted for officers and ORs. Non-Ceremonial: Ribbons only.</p>
10	Rank Badges	<p>Officers: standard silver embroidered Bath Stars and Crown. In gilt metal in non-ceremonial.</p> <p>WO1 – full size gold and silver embroidered badge on scarlet backing. Note that the Corps RSM is entitled to wear the Corps RSM badge.</p> <p>ORs: Gold Badges & chevrons on scarlet background..</p>
11	Netherwear	<p>Officers and WOs1: Blue overalls with scarlet stripe 1 7/8th in down each outside seam</p> <p>ORs: Blue infantry pattern trousers with scarlet stripe 1 7/8th in down each outside seam. (As for No 10 Dress).</p>
12	<p>Accoutrements</p> <p>Belt</p> <p>Shoulder Sash</p> <p>Lanyard</p>	<p><u>Officers and WOs1 Belt:</u> Ceremonial: Crimson waist sash for Officers and WOs1 Non-Ceremonial: standard brown leather Sam Browne</p> <p><u>ORs Belt:</u> Ceremonial: White plastic Corlene. Brass plate with lion crown and Royal motto. BM, BSM and DM to wear white plastic sword slings fastened together when not carrying sword.</p> <p>Non-Ceremonial: plain blue cloth belt.</p> <p>Crimson silk shoulder sash for WO2s and red scarlet for SNCOs.</p> <p>Not Worn in No. 1 Dress.</p>
13	Sword	<p>Ceremonial - Infantry pattern plated scabbard dress sword knot and sword slings. Sword belt worn under waist sash.</p> <p>Non-Ceremonial: Not worn</p>

Serial (a)	Main Features (b)	Description (c)
		Worn when ordered swords are to be carried by officers, WO1, BSM and DM. Females to carry the shortened version of the sword.
14	Footwear	Offrs: Wellingtons or George Boots - Field Officers only to wear spurs. Spurs are Swan necked without straps with round spigot boot fixing. ORs: George Boots.
15	Gloves	Offrs White Cotton. ORs: white wool mittens

FROCK COAT

16	Headdress	As for No 1 Dress
17	Tunic	Male: Double breasted Melton cloth with waist seam and sewn on lapel. Knee length. Inset sleeve with 4" cuff vent with 2 buttons. Six buttons down the front. Standard collar with detachable shoulder straps. Front buttonholes spaced equidistant with top buttonhole 1 1/4" down from top of lapel and the bottom buttonhole in the waist seam. The back skirt to be in 2 pieces and have self material slashes extending from the waist seam 10 1/2" varying according to height. A pocket provided in the lining of each skirt at the back. The top of the pocket mouth to be approximately 3" down from the waist seam. The stand collar to be 2" maximum depth. Shoulder straps to be detachable, with buckram interlining, 2 1/4" wide at the base and 1 3/4" wide measured across the centre of the buttonhole. The end to extend to a point 1/2" from the bottom edge of the collar. A black waist hook to be fitted in the waist seam on the left hand side. Gilt buttons of authorised CAMUS pattern. 20 ligne shoulder strap buttons, 40 ligne for front and back skirt. Worn by officers and WOs1 Bandmasters only. Female: As for male though with female cut.
	Collar Badges	As for No 1 Dress
	Rank Insignia	Officers: In gilt on plain blue shoulder boards. (Note gold shoulder boards are not to be worn in this order of dress.) WO1 BMs: Full Dress Size Gold and Silver on scarlet backing worn on Lower Right Arm sleeve. Bandmasters employment badge in gold on blue worn below the badge of rank. 40 ligne Corps buttons with 30 ligne buttons worn on

	Buttons	sleeves and shoulder boards.
	Lanyard	Not worn
18	Netherwear & Boots	As for No 1 Dress with Wellington Boots. Spurs only to be worn by Field Officers.
19	Medals	Only medal ribbons are worn in Frock Coat order. Full sized medals are not to be worn.
20	Waist Belt	Crimson waist sash – as for No 1 Dress
21	Sword and Slings	Sword and slings - as worn in No 1 Dress. Sword belt worn over the frockcoat and under the crimson sash.

Nos 2 and 4 Dress

Serial (a)	Main Features (b)	Description (c)
22	Headdress	As per Ser 8. In Undress, Officers and WOs1 are to wear standard pattern Service Dress cap in same material as No 2 Dress with brown leather chin strap, cloth peak and metal cap badge worn without a Sam Browne.
23	Jacket Collar Badge Tunic Buttons Qualification Badges Employment Badge	Issue Pattern jacket Gilt metal worn by both officers and ORs. Gilt Corps buttons Offrs: 4 x 40 ligne buttons on front of jacket and 2 x 30 ligne on breast pockets. 2 x 30 ligne buttons on shoulder straps. Cuff buttons are not worn. ORs: 30 ligne throughout. As entitled worn in worsted on khaki backing. Class 1 and Class 2 Cpls and below are to wear Army musician qualification badge on upper right arm. Bandmasters who are in role are to wear the Bandmaster's employment badge in khaki on the lower right arm below the rank insignia. This badge is to be removed when the individual is no longer employed directly as a bandmaster.
24	Rank Badges	Offrs: Bath star plain gilt metal, plain gilt crown. ORs: Khaki worsted with khaki backing. Note that the Corps RSM is entitled to wear the generic Corps RSM badge.
25	Trousers	As issued. No turn-ups.

Serial (a)	Main Features (b)	Description (c)
26	Accoutrements Belt Medals Lanyard	Tie: As issued Shirt: As issued Ceremonial Belt: Officers and WOs1: Brown leather standard Sam Browne belt. Sword frog only to be worn when carrying a sword. ORs: White plastic Corlene. Brass plate with forage cap badge. Non-Ceremonial Belt: Officers and WOs1: Sam Browne belt. ORs plain khaki cloth belt (Note medals are not worn). Officers Undress: Service Dress cap, no belt or medals. Red shoulder sash to be worn by SNCOs. As for No. 1 Dress (only worn in Ceremonial) Worn on the left shoulder by officers and ORs.
27	Sword	Officers and WOs1: Infantry pattern, with brown leather scabbard and sword knot. BM and DM: Infantry pattern with steel scabbard with buff sword slings and knot.
28	Footwear	Offrs and WOs1: Brown Oxford style shoe. ORs: Black shoes as issued
29	Gloves	Officers: Brown leather ORs: green woollen gloves as issued.

COMBAT UNIFORM

Serial (a)	Main Features (b)	Description (c)
30	Headdress Cap Badge (Beret) Badge Backing	Blue beret as issued ORs: as for Serial 1 Offrs/WO1s: Embroidered badge, 4.5cm x 3.5cm None
31	Jacket and trousers: Boots Rank Badges	As issued As issued Either: Olive green slides with red rank insignia.

Serial (a)	Main Features (b)	Description (c)
	<p>Qualification Badges</p> <p>Employment Badges</p>	<p>“CAMUS” in red lettering at the base. OR: standard issued MTP slides Note that the crown within the wreath insignia is only to be worn by WO2 in BSM appointments. All other WO2 to wear large crown insignia. The Corps RSM is entitled to wear the Corps RSM badge.</p> <p>Only those authorised in Part 9 of Army Dress Regulations may be worn.</p> <p>Not worn</p>
32	Stable Belt	Not worn
33	TRF	As Serial 5 worn on the right sleeve. Note that the CAMUS TRF is to be worn by all CAMUS personnel in this order of dress irrespective of the Corps or Division to which an individual may be attached.

No 10 Dress

Serial (a)	Main Features (b)	Description (c)
34	Jacket and Rank Insignia	<p>Officers: Dark blue Shell Jacket edged all round, including collar and cuffs with gold Ancient Staff Lace $\frac{3}{4}$ inches wide. The scarlet cuffs 6 inches high at point, cut with concave curve each side of point and $2\frac{1}{2}$ at back. Scarlet collar $1\frac{3}{4}$ inches high, cut square and fastened at base with a loop of gold braid. Embroidered gold wire lace collar badges of the approved CAMUS cap badge 2 inches from each end of the collar. Twisted gold shoulder cords, badges of rank in silver embroidery.</p> <p>WO1s: WO1s are to wear Officer pattern jackets, including the shoulder cords, with wire embroidered rank and appointment badge, where applicable, on forearm. Note that the Corps RSM is entitled to wear the Corps RSM badge.</p> <p>SNCOs: Dark blue Shell Jacket edged all round, including collar and cuffs with $\frac{1}{2}$ inch gold Bias and Stand lace. The cuffs 6 inches high at point, cut with concave curve each side of point and $2\frac{1}{2}$ at back. Scarlet collar $1\frac{3}{4}$ inches high, cut square and fastened at base with a loop of gold braid. Embroidered gold wire lace collar badges of the approved CAMUS cap badge 2 inches from each end of the collar. Plain gold cord loop on shoulder. Gold lace rank chevrons, on red background, on sleeve (no employment or appointment badges).</p> <p>WO2's on forearm (no employment or appointment badges).</p>

Serial (a)	Main Features (b)	Description (c)
	Waistcoat Medals	Officers and WOs1: Scarlet with upright collar and with concealed fastening, edged with gold Russia braid along top of collar, down both front edges and along bottom edge to side seam. Similar braid to base of collar and as edging all round the two pocket-openings (forming a trefoil ornament at each end of the pocket openings. SNCOs: As for officers except gold lace is Bias and Stand lace. Court mounted miniature medals
35	Qualification Badges Employment Badge	As entitled worn on scarlet backing. Class 1 and Class 2 Cpls and below are to wear Army musician qualification badge in gold on blue background on upper right arm. Bandmasters who are in role are to wear the Bandmaster's employment badge in gold on blue background on the lower right arm below the rank insignia. This is 2/3 rd the size of the badge worn on No 1 Dress. This badge is to be removed when the individual is no longer employed directly as a bandmaster.
36	Trousers	Offrs: Blue overalls with 1 7/8 th in scarlet stripe down outside seams. SNCOs/Cpls – Blue patrol trousers with 1 7/8 th in scarlet stripe. Females: Plain ankle length dark blue barathea dress.
37	Footwear	Offrs: Mess Wellingtons (boxed for spurs, spurs worn by Field Officers). ORs: George boots. Females; Black court shoes.

No 13 AND 14 Dress

Serial (a)	Main Features (b)	Description (c)
38	Headdress:	Officer's SD Cap: Khaki barathea. Dark brown leather chinstrap. Small gilt (22 line) buttons. Corps cap badge. Beret: Blue issued beret worn with Corps metal cap badge. .
39	Shirt and Jersey	Shirt as issued worn with sleeves rolled up with no jersey. Jersey: Issued Jersey Heavy Wool (JHW)

Serial (a)	Main Features (b)	Description (c)
40	Trousers	Issued Barrack Dress trousers or skirt/slacks for females.
41	Rank Badges Qualification Badges Employment Badges Lanyard	<p>Offrs: Bath star, plain bright gilt, plain crown worn on shoulder straps of shirt or on plain olive green rank slide on JHW.</p> <p>WO1, BSM and DM: In shirts, rank insignia worn in metal on leather wrist strap otherwise sewn onto sleeve of JHW. Note that the Corps RSM is entitled to wear the Corps RSM badge.</p> <p>ORs: Khaki worsted with green backing sewn onto shirt or JHW.</p> <p>Only those authorised to be worn in perpetuity as listed in Part 9 of Army Dress Regulations may be worn.</p> <p>Worn in shirt sleeve order only</p> <p>Worn on left shoulder in No 14 Dress only.</p>
42	Stable belt	Worn in No 14 Dress - as per Ser 7.
43	Accoutrements	None
44	Pullover	Jersey Heavy Wool in No 13 Dress
45	Footwear	<p>Offrs: Brown Oxford pattern shoes.</p> <p>ORs: Black shoes.</p>

Notes:

1. WO1s in any appointment are authorised to wear officers' dress and accoutrements though only Bandmasters of WO1 rank are authorised to wear the Frock Coat.



**Ministry of Defence
Directorate of Personal Services (Army) – PS12(A),**

Telephone
Facsimile

Military
Facsimile

Email Ext
Email Int

ARMY

Reference: D/DPS(A)/25/1/1/PS12(A)

See Distribution

Date: 14 Mar 11

**RECORD OF DISCUSSIONS AND DECISIONS OF THE 345th MEETING OF THE ARMY
DRESS COMMITTEE HELD IN HEADQUARTERS LAND FORCES ANDOVER ON
WEDNESDAY 9th MARCH 2011**


Present	Maj Gen GW Berragan [Redacted]	DG Pers AD Media & Comm (A) AD Log Sp HQLF Female Rep SO1 PS12(A) AcSM RMAS Sec ADC PS12(A)	Chairman Secretary
In attendance	[Redacted]	DC P&CT RM3 DC Team Army Historical Advisor SO2 Mat Sp HQLF	
Apologies	[Redacted]	P & C Mgr, DC Team	

Item	Discussion/Decision	Action
Item 1. Welcome	The Chairman welcomed everyone to the 345 th meeting of the Army Dress Committee introducing himself as the new DG Pers.	
Item 2. Minutes of 344th ADC	Approved	
Item 3. Matters Arising	There were no matters arising.	
Item 4. Record of OOC Decisions	R IRSH STABLE BELT. When discussed at the previous meeting, the Committee was not content to approve the	

Item	Discussion/Decision	Action
	<p>new design without further information. Since the last meeting, further details had been provided by RHQ R IRISH and this had been circulated out of committee. All committee members and the Chairman were content and had approved the new design of a green belt with small horizontal black bands at the top and bottom of the belt.</p> <p>Decision. Ratified by ADC. Decision 4237</p>	RHQ R IRISH
Item 5. Senior Officers' Dress and Allowances	There was no further discussion of the various issues as DG Pers wished to take forward this item in person.	
Item 6. Raincoats	DG Pers had withdrawn the funding that could have been available to fund a trial of 200 – 300 raincoats. He stated that in his view there were much higher priorities for the funding. In the meantime, the disrupted pattern waterproof remained available for wear with Combat Uniform. In No 2 Dress, the Army had been without a suitable overcoat for some years and this situation could remain for the present.	
Item 7. CAMUS Full Dress	The Committee discussed proposals from HQ DCAMUS for a CAMUS Full Dress to be worn by HQ CAMUS staff and potentially by generic CAMUS bands if/when these were to be introduced. HQ DCAMUS favoured a scarlet tunic with fusilier style sealskin caps. The Committee agreed that while a scarlet tunic was entirely appropriate, a sealskin cap was not and the Committee favoured the blue Home Service helmet currently worn by most of the Corps and Infantry bands. However until APRC and ECAB had considered the paper on the future of Army Bands currently being circulated, any further discussion would be nugatory.	HQ DCAMUS
Item 8. Gurkha Staff and Personal Support Dress Regulations	<p>The Committee discussed the very detailed proposals for the GSPS dress regulations. While content with all other aspects, the Committee noted that the proposal included black accoutrements (buttons and officers' rank insignia) and a black cross belt. The Army Historical Advisor pointed out that black accoutrements should be the preserve only of those with a RIFLES tradition. Within the Brigade of Gurkhas only the RGR had this tradition and those with affiliations to other Corps (QGE, QG SIGNALS and QOGLR) had no such links. He agreed that while QG SIGNALS and QOGLR both wore black accoutrements and all wore cross belts, this was an error when their dress regulations were approved many years ago.</p> <p>The Secretary agreed to discuss the issue of black accoutrements with HQ BG.</p> <p>Afternote: HQBG state that historically Corps elements of</p>	<p>HQ BG</p> <p>Sec ADC</p>


Item	Discussion/Decision	Action
	<p>the Brigade of Gurkhas were derivatives of Gurkha infantry regiments with specialist roles. When these specialists were grouped into functional units eg Engineers, Signals etc, they retained key elements of the Gurkhas uniform – specifically black accoutrements and cross belts (as worn by QGE, QG SIGNALS and QOGLR). Therefore HQBG state that it is entirely appropriate for GSPS to wear black accoutrements and cross belts for the officers. HQ AGC is content for GSPS to wear AGC (SPS) uniform with black accoutrements. Sec ADC will discuss further with Army Historical Advisor before re-presenting the proposed Dress Regs out of committee.</p>	Sec ADC
<p>Item 9. ASLS Emblem</p>	<p>HQ ASLS proposed the design of an emblem to be used on letterheads, electronic media and unit signs. The Chairman did not view unit letterheads favourably stating that formal correspondence should only have the ARMY logo on the top left of the letterhead. He felt that, while other organisations had letterheads, these were much larger. He therefore did not approve the ASLS emblem.</p> <p>Decision. NOT APPROVED. Decision 4238</p>	HQ ASLS
<p>Item 10. AAC rank Slides</p>	<p>HQ AAC proposed a change to the rank slide worn in Combat Uniform by ORs of AAC. The proposal was for the abbreviation “AAC” to be worn at the base of the rank slide by all ranks. The proposal also included an embroidered AAC eagle to be worn by SNCOs only on the rank insignia in the same way it is worn on No 2 Dress eg for SSgts between the crown and the chevrons. The Committee felt that the abbreviation AAC to be worn by all ranks was entirely acceptable and follows many other regiments and corps. However no other regiment or corps wore any emblem or badge on the rank insignia on rank slides. The Committee felt that this obscured the rank insignia itself and in any case would be setting a precedent when no precedent was justified. The Committee therefore approved only the abbreviation AAC for all ranks on the understanding that these rank slides were not to be provided at public expense.</p> <div data-bbox="619 1637 1090 2007" data-label="Image"> </div>	HQ AGC

Item	Discussion/Decision	Action
	<p>Decision. AAC abbreviation only APPROVED. Decision 4239</p>	
<p>Item 11. Rank Badge for Garrison Sergeant Major LONDIST</p>	<p>HQ HDiv proposed that a historic Household Division badge is reintroduced as a special rank insignia for the appointment of Garrison Sergeant Major (GSM) HQ London District. This appointment is one of the senior WO1 posts listed in Queen's Regulations. Alone among these senior WO1 posts the GSM is the only one without a particular and unique rank insignia (the others being AcSM, RASM and Conductor). The proposed badge is one worn by the Deputy Marshalls in the C19. This was a Court appointment for specially selected senior ranks from the Foot Guards and to show it the Royal Arms were superimposed over the 4 upright chevrons which denoted a senior WO. Subsequently, the Court appointment ceased and over time the 4 chevrons were dropped from the badge. The resultant large badge only of the Royal Arms is the historical basis for the current RSM Foot Guards' badge. The Committee were content with the rationale and the justification noting that the design was supported by GOC HDiv and can be made from existing badges and therefore at minimal additional cost. The Committee approved the design of the badge to be worn only by the GSM LONDIST in all orders of dress subject to the Garter and possibly The Sovereign's approval.</p> <p>Decision. Approved by ADC. Decision 4240</p>	<p>HQ HDiv Sec ADC</p>
<p>Item 12. FAD Update</p>	<p>HQLF Log Sp reported that at the end of the second year of the issue programme, 66,000 No 2 Dress and 37,000 Barrack Dress uniforms had been issued to the Regular Army. The reason for the disparity in the lower numbers of Barrack Dress is that the ITG were not issuing Barrack Dress to Phase 1 trainees and some QMs were not issuing it either. However all individuals are now receiving both uniforms. There followed discussion on the Jersey Light Weight (JLW) which was to be part of the Barrack Dress uniform. Despite there being some intense discussion over the design in the past, the Committee made the decision to drop any further work on the JLW particularly because few individuals were choosing to wear Barrack Dress which obviating a number of the issues that justified the JLW.</p> <p>DG Pers asked Log Sp HQLF and DCT if there were any cost savings to be made if the issue of Barrack Dress were to be stopped altogether or only issued to those who wished it. Although contractually the Army was required to take so many each year from the supplier, Log Sp HQLF and DCT would report back in due course if there was any scope for reductions in costs.</p>	<p>All Regtl/Corps HQLF Log Sp DCT</p>

Item	Discussion/Decision	Action
	<p>Afternote from DCT: DCT is contractually committed to ordering 80% of the estimated annual requirement for the remainder of the Army No. 2 Dress (FAD) contract (DC2BESL/4628, expiry 31st Mar 2012). On expiry of the current contract, DCT will be placing a new FAD Enabling Arrangement to facilitate the supply of maintenance stock. No guaranteed call off quantities will be included. We will ensure contract scope is appropriate. This will enable DCT and Land to 'run down' current FAD stocks and those which we are contractually obliged to procure as above.</p>	
<p>Item 13. AGC (ETS) Side Cap</p>	<p>AGC (ETS) proposed a design of a side cap to be worn by officers of the AGC (ETS). The side cap was of standard design with a Minerva blue (light blue) tip or crown with a navy blue flap. The front of the flap had two ETS buttons. The peak, which sits above the flap, was also navy blue and lined with gold piping for Majors and Lieutenant Colonels. The ETS badge was mounted on a Minerva blue backing on the left side of the tip. The Committee noted that this design was very similar to the side cap worn by the RAEC and were content to approve the design.</p>  <p>Decision. Approved by ADC. Decision 4241</p>	<p>HQ AGC</p>
<p>Item 14. Items for Discussion</p>	<p>There were no items for discussion.</p>	
<p>Item 15. Any Other Business</p>	<p>DG Pers stated that he felt that the Agenda was too long and there were items that could and should be considered out of committee. He stated that in future full committee meetings were to be at 6 monthly intervals and then only if required.</p>	<p>All Sec ADC</p>
<p>Item 16. Date of the Next Meeting</p>	<p>The date of the next meeting would be in Sep/Oct 11 – date and venue to be confirmed nearer the time.</p> <p>Afternote: Because it is likely that full committee meetings will be less frequent, addressees are asked to submit any proposal to the Secretary as soon as it is ready to be considered and not wait for the last few weeks</p>	<p>All</p>

Item	Discussion/Decision	Action
	before next meeting.	

{Original Signed}


 Lt Col (Retd)
 Secretary Army Dress Committee
 for Director General Personnel

Distribution:

External:

Action:

SHAPE (for D/UKNMR(A))
 PJHQ (for DACOS J1)
 HQ LAND FORCES (SO1 Log Sp Availability Mgt)
 HQ ARRC (for G1 Ops SO2)
 HQ NI (for 38X G1 Gen Pol SO2, 38X G4 LogSp SO2 & 38X G4 LogSp BOWO)
 HQ 1 (UK) Armd Div (for G1 & G4)
 HQ 2 Div (for G1 & G4)
 HQ 3 (UK) Div (for G1 & G4)
 HQ 4 Div (for G1 & G4)
 HQ 5 Div (for G1 & G4)
 HQ 6 (UK) Div (for G1 & G4)
 HQ UKSC(G) (for G1 & G4)
 HQ 101 Log Bde (for BOWO)
 HQ 102 Log Bde (for G1-G4 SO3)
 HQ LONDIST (for Log Sp Cer SO2)
 HQ BF Gibraltar (for J1 SO2 & JAOOC)
 HQ BF Cyprus (for COMD SO1 J1 & J4)
 HQ BF South Atlantic Islands (for Staff Assistant J1/J4)
 HQ H Div (for Bde Maj)
 HQ DRAC (for SQM)
 RHQ RA (for Regt Col & Regt Pol SO2)
 RHQ RE (for Regt Col, RSME CONST CW SO3 & Corps RSM)
 RHQ R SIGNALS (for C and H SO1, OC 251SigSqn)
 HQ DINF (for G1 PERSOPS SO2 and RSM)
 HQ Foot Guards (for Div Col)
 HQ Queen's Div (for Lt Col)
 HQ King's Div (for SO2)
 HQ Prince of Wales's Div (for SO2)
 HQ RIFLES (for Lt Col)
 HQ PARA (for SO2)
 RHQ SCOTS (for Asst Regtl Sec)
 RHQ RIFLES (for Regt Sec)
 RHQ R IRISH (for Regt Sec)
 RHQ PARA (for Regt Sec)
 RHQ Brigade of Gurkhas (for Regt Sec)
 RHQ AAC (for Regt Sec)
 HQ DSF (for JSFSG)

HQ RACHD (for Staff Chaplain & Senior Chaplain Soldier Training)
RHQ RLC (for Regt Col & Corps Adjt)
HQ AMS (for Regt Sec)
RHQ REME (for Pers Pol SO2)
RHQ AGC (for Plans and Co-ord SO2)
HQ SASC (for Lt Col & SMI)
HQ D INT CORPS (for Corps Adjt)
HQ APTC (for ADJT & CRSM)
HQ DCAMUS (for Corps Sec RO2)
HQ RG (for G1 ComdGp COS)
HQ ARTD (for G1, G4 & Plans SQM)
HQ RMAS (for Adjt & QM)

Information:

RN (for CAP LOG SC OPS POL SO1)
RM (for FLEET Asst Corps Sec)
RAF (for UCPSM1 SO1)
National Army Museum (for ██████████)

Internal:

Action:

All Committee Members and those in attendance.

Information:

DPS(A)
PS10 (A) (for SO1 and SO2 Allces Policy)
CGS GS (for ArmyStrat SO1b)
D Manning (A) (for SO1 Diversity)
Def PR(A) (for SO2 Profile)
CIO (for CI CMem Analysis 8)
MOD RQMS



ARMY

Ministry of Defence
Directorate of Personal Services (Army) – PS12(A),

Telephone
Facsimile

Military
Facsimile

Email Ext
Email Int

See Distribution



Reference: D/DPS(A)/25/1/1/PS12(A)

Date: 18th Nov 11

**RECORD OF DISCUSSIONS AND DECISIONS OF THE 346th MEETING OF THE ARMY
DRESS COMMITTEE HELD IN HEADQUARTERS LAND FORCES ANDOVER ON
THURSDAY 3RD NOVEMBER 2011**


Present	Maj Gen G Berragan [Redacted]	DG Pers AD Log Sp HQ Army Female Rep SO1 PS12(A) AcSM RMAS Sec ADC PS12(A)	Chairman Secretary
In attendance	[Redacted]	COS DC T Acting RM Army DC T RM Pde & Ceremonial DC T SO2 Mat Sp HQ Army Comd Mat Sp WO HQ Army	
Apologies	[Redacted]	AD Media & Comm (A) Army Historical Advisor	

Item	Discussion/Decision	Action
Item 1. Welcome	The Chairman welcomed everyone to the 346 th Meeting of the Army Dress Committee. He stated that he was satisfied that the Committee meets twice a year	
Item 2. Minutes of 345th ADC	Approved	
Item 3. Matters Arising	a. CAMUS Dress. The Chairman stated that any decision on CAMUS dress was still on hold pending the	


Item	Discussion/Decision	Action
	<p>results of the review of Army Bands.</p> <p>b. Senior Officers Dress. SO1 PS12 stated that DPS(A) had written to all OF5 and 6 reminding them that Mess Dress should have been purchased with the Promotion Grant. A similar letter will go to all those newly promoted to the General Staff.</p>	
<p>Item 4. Record of OOC Decisions</p>	<p>a. GSPS Dress Regulations. At the last meeting, the Committee questioned whether black accoutrements were correct. On learning that all Gurkha Corps units wear black accoutrements, and the red piping around the collar of No 1 Dress had been removed, the Committee were content to ratify the Dress Regulations. Funding from Army sources had been agreed.</p> <p>Decision. Ratified by ADC. Decision 4242</p> <p>b. SEARCH Badge. The badge for those RE and RLC personnel who successfully complete the basic SEARCH course was ratified. Wearing the badge was to follow normal rules for other qualification badges. Funding from Army HQ had been agreed.</p>  <p>Decision. Ratified by ADC. Decision 4243</p> <p>c. 4 MI Bn Emblem. The design of the proposed 4 MI Bn Emblem for use on letterheads, electronic media and unit signage was ratified noting that public funding was not to be used in the production or use of the emblem.</p>  <p>Decision. Ratified by ADC. Decision 4244</p>	<p>HGBG</p> <p>HQ EinC Regt HQ RE HQ DRLC</p> <p>DInt Corps</p>
<p>Item 5. Emblems</p>	<p>a. HQ Support Command Emblem & Formation Flash. HQ Sp Comd was to be created on 1st Jan 12 as a 2* HQ to command all Regional Bdes. The design was based on the GHQ Home Command emblem created in 1946 and the new HQ proposed to use the emblem as a Formation Flash as well as an emblem for use on letterheads, electronic media and unit signage. The Committee approved the design noting that public funding was not available for use as an emblem or a Formation Flash.</p>	<p>HQ 4 Div</p>

Item	Discussion/Decision	Action
	<div data-bbox="758 190 949 324" data-label="Image"> </div> <p data-bbox="469 353 1066 387">Decision. Approved by ADC. Decision 4245</p> <p data-bbox="469 423 1235 656">b. 15 Signal Regiment (IS). 15 Sig Regt (IS) was formed on 30th Sep 11 and proposed to resurrect an emblem used by 15 Sig Regt from WW2 on letterheads, electronic media and unit signage before it was disbanded. The Committee approved the design noting that public funding was not to be used in creating or using the emblem.</p> <div data-bbox="786 689 920 862" data-label="Image"> </div> <p data-bbox="469 898 1066 931">Decision. Approved by ADC. Decision 4246</p>	<p data-bbox="1267 423 1406 456">HQ SOinC</p>
<p data-bbox="164 1184 408 1249">Item 6. RDG Side Cap</p>	<p data-bbox="469 1001 1230 1368">The 4/7 DG inherited the traditional Cavalry Torin style of side cap from the Regiment's predecessors and on amalgamation in 1992 with the 5 INNIS DG, the RDG chose to continue the Torin style of side cap but in colours that were intentionally different from the two antecedent Regiments. Because both the style and colours have proved very unpopular, the side cap is hardly ever worn. CO RDG now wishes to replace the Torin style side cap with the more universal Austrian pattern in Brunswick Green. This is likely to be much more popular but is an optional item of dress to be funded by individual officers.</p> <p data-bbox="469 1404 1066 1438">Decision. Approved by ADC. Decision 4247</p>	<p data-bbox="1267 1135 1406 1169">HQ DRAC</p>
<p data-bbox="164 1709 424 1839">Item 7. Wearing of Medals by Cadet Forces Adult Volunteers.</p>	<p data-bbox="469 1505 1230 1771">It was proposed that because CFAV no longer are issued with No 2 Dress that the Committee provides dispensation for them to wear medals on Combat Uniform. The Committee did not approve this dispensation and restated the regulations that medals are not to be worn on Combat Uniform unless for the presentation of a particular medal which may be worn on its own for the duration of the event only.</p> <p data-bbox="469 1807 1118 1841">Decision. Not Approved by ADC. Decision 4248</p> <p data-bbox="469 1877 1219 2040">As CFAV still have authority to wear No 2 Dress, the Committee asked Log Sp Army HQ to look into the possibility that Volunteers purchase their own No 2 Dress from official sources and to advice on the process of purchasing it.</p>	<p data-bbox="1267 1608 1449 1673">Cadet Branch Army HQ</p> <p data-bbox="1267 1944 1390 2009">Log Sp Army HQ</p>


Item	Discussion/Decision	Action
	<p>Secretary's Afternote: Subsequent to the meeting, it became clear that because of delays to the issue of the new No 2 Dress to the TA (see Item 12), there was a strong feeling among the TA not only that they wished to wear uniform – and they only had Combat Dress - at the upcoming Remembrance week events but they also wished to wear their medals with it. The Chairman together with AG had agreed to allow Divisional/District Commanders to authorise medals to be worn on Combat Uniform until such time as the new No 2 Dress Issue programme was complete. Because of this situation, it would be invidious to allow the TA to wear medals with Combat Uniform in very particular circumstances but not CFAV. Therefore the Chairman subsequently directed that CFAV could also wear medals with Combat Uniform on Remembrance Sunday itself and on other occasions after consultation with PS12. This direction was to be reviewed at the next meeting.</p>	<p>All</p> <p>Cadet Branch Army HQ</p>
<p>Item 8. [REDACTED]</p>	<p>[REDACTED]</p> <p>Decision. Approved by ADC. Decision 4249</p>	<p>[REDACTED]</p>
<p>Item 9. Cadet Pipe and Drum Band</p>	<p>When the Cadet pipers and drummers played together in Scotland, they did not have a unifying uniform to enhance the spectacle of their performance. It was proposed they wear a uniform based on SCOTS No 1 Dress but with a unique Cadets' tartan. The Army Historical Advisor was generally content with the design but did not agree with lovat stockings which in his view would look very odd – diced hose or stockings were correct. Although the Committee appreciated that diced stockings was a more expensive item, agreed that if the cadets wished to wear an Army No 1 Dress, then they should follow historical convention and wear the diced stockings. The Committee agreed to the dress code at Annex A to these Minutes and to the design of the tartan at Appendix 1. The Committee noted that funding was to come from Cadet Association sources.</p> <p>Decision. APPROVED by ADC. Decision 4250</p>	<p>Cadet Branch Army HQ</p> <p>HQ ASLS</p>
<p>Item 10. RACHD TRF</p>	<p>RACHD proposed that with the introduction of the new Combat Uniform, this was timely to introduce a TRF for Chaplains to wear on Combat Dress. The proposed design mirrors that of the RACHD stable belt and therefore would be recognisable across the Army. The Committee approved the TRF and directed that like all other TRFs,</p>	

Item	Discussion/Decision	Action
	<p>public funding was not to be used for procurement or tailoring of the TRF.</p>  <p>Decision. APPROVED by ADC. Decision 4251</p>	<p>HQ RACHD</p>
<p>Item 11 LONDONS Shoulder Flash</p>	<p>RHQ LONDONS proposed to change from Company metal shoulder titles on No 2 Dress to a single embroidered shoulder flash “LONDON REGIMENT” in white lettering on scarlet background similar to those worn by the regiments of the Household Division. The rationale was that the LONDONS is now part of the Guards Division and it was entirely in keeping with the Guards Division that the LONDONS No 2 Dress reflected the same style of accoutrements. Although the Foot Guard Regiments changed to shoulder flashes for purely practical reasons (to avoid damage to the uniform from the SA80 sight snagging the metal titles), the Committee noted that the proposal was fully supported by the Major General Commanding The Household Division and therefore approved the proposal on the understanding that funding was to be provided from HQ LONDIST.</p> <p>Decision. Approved by ADC. Decision 4252</p> <p>HQ LONDONS is to provide a list to DC T of shoulder titles by NSN now made redundant by this decision.</p>	<p>HQ Household Division</p> <p>HQ LONDIST</p> <p>LONDONS</p>
<p>Item 12. New No 2 Dress (FAD) Update</p>	<p>AD Log Sp gave an update on FAD which is attached at Annex B to these Minutes. During discussion, the following points were made:</p> <p>a. The term FAD (Future Army Dress) was no longer appropriate. FAD has been used colloquially to describe the new No 2 Dress. In future, the new No 2 Dress was to be described only as No 2 Dress or Service Dress.</p> <p>b. Although previous direction had been that no one was to wear the old No 2 Dress after 1 Jan 12, this was rescinded by the Committee as a result of the delays in the issue programme. The ADC will provide a new cut-off date when appropriate.</p> <p>c. During discussion on Barrack Dress, DC T stated that a forecast of annual quantities was required for 2012 onwards. Log Sp Army HQ was to provide this taking into account likely requirements for the Olympics and the Diamond Jubilee events in 2012.</p> <p>d. The Committee discussed the issue programme to the TA and heard that the scale of issue remains</p>	<p>All</p> <p>All</p> <p>Log Sp Army HQ</p>

Item	Discussion/Decision	Action
	<p>unchanged with TA units receiving a 50% holding of their Junior Ranks but a free issue to all officers and SNCOs. The Chairman directed that Log Sp Army HQ investigate the cost of issuing all in the TA with a personal No 2 Dress uniform.</p> <p>e. AD Log Sp gave an update on PCS which is summarised at Annex C. The Committee noted that direction on how the PCS was to be worn had been issued in July to the Chain of Command by DGLS&E reproduced at Annex D. All in the Committee agreed that the direction that jackets were to be worn loose with sleeves rolled down was different to CS95 but appropriate and acknowledged that it was a necessary change of style to keep to the design criteria.</p> <p>f. DC T outlined the progress with new boots design and trialling</p>	<p>Log Sp Army HQ</p> <p>All</p>
<p>Item 13. Items for Discussion</p>	<p>ADC Approvals Process. DC T and Log Sp Army HQ reminded the Committee on the process by which items of dress were to get approved if public funding. It was important that sponsors consult the Army Requirements Manager DC T in the first instance so that they can generate a draft Statement of User Requirement (SUR) outlining annual quantities required. This will allow DC T to provide outline costings. Only then should the proposal be formally put to the ADC. If content, the ADC will provide provisional approval pending financial authority from Army HQ. Sponsors should avoid discussion with Industry so that there are no issues of IPR ownership later.</p> <p>This process will avoid nugatory work by all concerned and speed up the process of allocating a NSN and having the item available to demand. The Committee agreed and directed that the details of this process were added to the Minutes for all sponsors to note.</p>	<p>All</p>
<p>Item 14. Any Other Business</p>	<p>a. RMAS. AcSM RMAS introduced 2 proposals fully supported by the Commandant.</p> <p>(1) Commandant's Piper. A group of pipers had been created from students under the direction of a former Pipe Major on the staff. It was proposed that the Commandant's Piper is used on formal occasions such as The Sovereign's Parade when previously a piper had to be hired. The proposal and dress is at Annex E and is keeping with piper's traditions. The proposal was provisionally approved subject to agreement from RHQ SCOTS which was to be sought by the Secretary.</p> <p>(2) Small Arms Operational Coaching Course Badge. The proposal and an example of the badge is at Annex F. The Committee approved the criteria</p>	<p>HQ RMAS HQ SCOTS</p> <p>Sec ADC</p> <p>HQ RMAS</p>

Item	Discussion/Decision	Action
	<p>for the badge and the badge itself on the proviso that it is not worn after commissioning and it can be provided from non-public funds.</p> <p>Decision. Approved by ADC. Decision 4253</p> <p>b. HQ 1 (UK) Armd Div. The Div Comd Sgt Maj proposed that a coloured version of the 1 (UK) Armd Div Formation Flash was worn in barracks by personnel serving with HQ 1 (UK) Armd Div and Div Tps. The colours were a white rhino on a black triangular background with a red border. As these colours reflected the historical antecedents from WW2 - 1 Inf Div and 1 Mech Div, the Committee was content to approve the coloured design.</p>  <p>Decision. Approved by ADC. Decision 4254</p> <p>Secretary's Afternote: The coloured version of the flash should be no bigger than the existing flash in subdued colours.</p> <p>c. Clothing Stocks. Both DC T and Log Sp were conscious that there was still a very wide inventory of clothing items which was costly to maintain. DC T in conjunction with Log Sp were to look at the inventory to remove redundant items and to review items that were seldom demanded.</p>	<p>1 (UK) Armd Div</p> <p>DC T Log Sp Army HQ</p>
<p>Item 15. Date of the Next Meeting</p>	<p>The date of the next meeting would be in May 12 - time and venue to be confirmed nearer the time.</p>	

{Original Signed}


 Lt Col (Retd)
 Secretary Army Dress Committee
 for Director General Personnel

Distribution:

External:

Action:

SHAPE (for D/UKNMR(A))
PJHQ (for DACOS J1)
HQ ARMY (SO1 Log Sp Availability Mgt & SO2 G4 Cadets)
HQ ARRC (for G1 Ops SO2)
HQ NI (for 38X G1 Gen Pol SO2, 38X G4 LogSp SO2 & 38X G4 LogSp BOWO)
HQ 1 (UK) Armd Div (for G1 & G4)
HQ 2 Div (for G1 & G4)
HQ 3 (UK) Div (for G1 & G4)
HQ 4 Div (for G1 & G4)
HQ 5 Div (for G1 & G4)
HQ 6 (UK) Div (for G1 & G4)
HQ UKSC(G) (for G1 & G4)
HQ 101 Log Bde (for BOWO)
HQ 102 Log Bde (for G1-G4 SO3)
HQ LONDIST (for Log Sp Cer SO2)
HQ BF Gibraltar (for J1 SO2 & JAOOC)
HQ BF Cyprus (for COMD SO1 J1 & J4)
HQ BF South Atlantic Islands (for Staff Assistant J1/J4)
HQ H Div (for Bde Maj)
HQ DRAC (for SQM)
RHQ RA (for Regt Col & Regt Pol SO2)
RHQ RE (for Regt Col, RSME CONST CW SO3 & Corps RSM)
RHQ R SIGNALS (for C and H SO1, OC 251SigSqn)
HQ DINF (for G1 PERSOPS SO2 and RSM)
HQ Foot Guards (for Div Col)
HQ Queen's Div (for Lt Col)
HQ King's Div (for SO2)
HQ Prince of Wales's Div (for SO2)
HQ RIFLES (for Lt Col)
HQ PARA (for SO2)
RHQ SCOTS (for Asst Regtl Sec)
RHQ RIFLES (for Regt Sec)
RHQ R IRISH (for Regt Sec)
RHQ PARA (for Regt Sec)
RHQ Brigade of Gurkhas (for Regt Sec)
RHQ AAC (for Regt Sec)
HQ DSF (for JSFSG)
HQ RACHD (for Staff Chaplain & Senior Chaplain Soldier Training)
RHQ RLC (for Regt Col & Corps Adjnt)
HQ AMS (for Regt Sec)
RHQ REME (for Pers Pol SO2)
RHQ AGC (for Plans and Co-ord SO2)
HQ SASC (for Lt Col & SMI)
HQ D INT CORPS (for Corps Adjnt)
HQ APTC (for ADJT & CRSM)
HQ DCAMUS (for Corps Sec RO2)
HQ RG (for G1 ComdGp COS)
HQ ARTD (for G1, G4 & Plans SQM)
HQ RMAS (for Adjnt & QM)
RHQ RDG
RHQ LONDONS
RHQ SRR

Information:

RN (for CAP LOG SC OPS POL SO1)
RM (for FLEET Asst Corps Sec)
RAF (for UCPSM1 SO1)
National Army Museum (for [REDACTED])

Internal:

Action:

All Committee Members and those in attendance.

Information:

DPS(A)
PS10 (A) (for SO1 and SO2 Allces Policy)
CGS GS (for ArmyStrat SO1b)
D Manning (A) (for SO1 Diversity)
Def PR(A) (for SO2 Profile)
CIO (for CI CMem Analysis 8)
MOD RQMS

ARMY CADET FORCE PIPES AND DRUMS DRESS CODE – PARADE DRESS No 1

1. This revised Parade Dress code approved by the Army Dress Committee will be worn by the collective Pipes and Drums when parading at events coordinated by the ACFA Training Team and at any High Profile engagements:

Uniform Item	Specification	Remarks
Head Dress	Glengarry (Dark Blue with red tourie)	
Cap Badge	The ACF cap badge	
Blue Patrol Jacket	Cadet Patrol specification with ACF Buttons	
Shirt	Dark coloured T Shirt to be worn under jacket	
Kilt	The ACF Tartan worn with central line of set in line with buttons of Jacket The bottom of the apron should hang 1 inch above the centre of the knee.	
Sporran	Black Leather Purse and strap	
Socks	Diced Piper Stockings	
Flashes	Double scarlet flashes	
Shoes	Black Brogue / Shoe	
Accoutrement	Drum Major Baldric – Tri-Service	Drum Major only
	Red Sash – to hang from right shoulder to left hip	Drum Major only
	Drum Major Staff – ACF	Drum Major only
	Red Sash – to hang from left shoulder to right hip	Pipe Major only
	Pipe Banner – ACF specification	Senior pipers

2. The Pipe Major will not wear the Baldric as this item will be worn by the Drum Major only.

THE ARMY CADET FORCE TARTAN



UPDATE FROM DEFENCE CLOTHING AND TEXTILES IPT - FUTURE ARMY DRESS (FAD)

- We are in the third year of rollout with just under three quarters of the rollout now complete to Army units
- Rolled out since 2008 due to finish by 31 Mar 2013, started then stopped for short period of time Oct 09 due to financial reasons restarted in Apr 2010, with only the Phase 1 getting it during that time
 - To date 62,187 sets Land Issued since rollout
 - 08-10. 15,953
 - 10-11. 37,210
 - 11-12. 9,024
 - Since started 11,000 recruits in the first year reducing to 10,00 recruits each year this will reduce to 9,500 before 2013
- The uniforms are trickling in however the next Dues in date for uniforms is Jan 12
- Dues out: Size Ranges
 - 15 Male these are all the common size ranges
 - 2 Guards
 - 7 Female
 - 12 Highlands
 - 12 Male Barrack Dress
 - 2 Female Skirts
- A list of what is not available is available on the web page which is updated monthly as the reports are run on the stock figures. This will give an idea of what the time scales are for the dues in is. This list includes everything for the FAD, Barrack Dress, Shirts etc
- Priority given to Phase 1's first, then those that are on repatriations parades etc then those units within the Div's rollout plan.
- Units are only being issued with what is in stock.

There is a ban on units ordering FAD through UNICOM and are to send demands to Jo white using the Annex F, Land will only issue what is in stock and not put any to dues out until the stock levels of uniforms become available

There is the option to wear the old style of No2 as this was signed off as a mixed dress for 5 years.

Some TA units have been issued FAD, and those that have if they are willing to cross service there No2's to help with the shortage.

Units have been asked to supply a list of surplus No2's that they have and as a result Land have Cross serviced over 400 sets of No2's to Phase 1 establishments already to help with the pass off parades.

FAD Hats worn by officers are not supplied and are purchased at private expense.

Jumper wool is still available through UNICOM as a service items which can be worn with the barrack dress.

B - 2

RESTRICTED
Covering

UPDATE ON PERSONAL CLOTHING SYSTEM (PCS) COMBAT UNIFORM

- The Fielding Plan was promulgated in Mar 11 and is updated regularly. Vers 2.6 is the latest edition which can be accessed via the LF Mat Sp web site. LF Cts set the priority.
- Task issues to units are made in accordance with the OCP. Order of march is:
 - 12X – 4X – 1X – 16X – 1XX – 3XX – 7X – 20X
 - TH Tps units issued in accordance with OCP in line with supported fmn.
 - ITG Phase 1 units from Oct 11.
 - Some dues out on certain sizes.
- Tranche 1 (Apr - Sep11) allocation of 27.5k now complete.
- Tranche 2 (Sep 11- Mar 12) allocation of 35k now taking place. 24k issued as at 31 Oct
- Tranche 3 (Apr – Sep 12) allocation of 35k.
- Tranche 4 (Sep 12 – Mar 13 allocation of 35k. Details of Tr 4 allocations which includes Regional HQs/TA/UOTC/Cadets not yet promulgated. Awaiting direction from LF Cts.
- Hot weather version issued to 20X units in the H15 black bag.
- For H16 the hot weather version to be pre-treated with insect repellent (Premethrin)
- Ancillaries, waterproofs/UBACS/fleece/PLCE etc to change to MTP under supersession.

LF/DGLS&E/4.1.3.5.

22 Jul 11

List 4, 5, 6, 7

Copy to:

List 1
ACOS A4, HQ Air

QMG, DE&S
ACOS J1/J4,PJHQ

ACOS CAP LLM, HQ NC
Hd TFM, DIO

INTRODUCTION OF PERSONAL CLOTHING SYSTEM COMBAT UNIFORM

ISSUE

1. Direction on the wearing of Personal Clothing System Combat Uniform (PCS CU) ¹.

DIRECTION

2. CGS has directed that PCS CU is to be worn as follows:

- a. Combat Jackets are to be worn loose, not tucked in.
- b. Sleeves are to be worn down.
- c. The green issue belt is to be worn externally with the Windproof Smock.

and re-affirmed the following extant direction:

- d. Pending decisions arising from the ongoing trials of new combat boots, the Combat Assault Boot (CAB), or issued black leather equivalent, is to be worn in temperate climates.
- e. Rank Slides can be either the issued items provided at public expense or cap-badge specific, on a single-colour, contrasting background at private expense.
- f. Authorised qualification badges, shown at Annex A, can be sewn on to the pocket blanking patches in addition to the Union Flag on the upper left blanking patch or, in the case of Army Commando shoulder titles and Aircrew Wings, directly onto combat clothing.
- g. Tactical Recognition Flashes (TRFs) and Formation Flashes are issued under RHQ and Formation HQ arrangements, and are not to be procured or tailored from public funds.

¹ Task Issue to Army pers: 2 x Windproof Smock, 3 x Combat Jacket, 3 x Combat trousers, 2 x Rank Slides, 1 x Mk6 Helmet Cover.

RESTRICTED

- h. A Tactical Recognition Flash (TRF) may be worn on the right pocket blanking patch, together with any qualification badges authorised to be worn with PCS CU.
- i. A Formation Flash may be worn on the centre of the left pocket blanking patch.
- j. Stable Belts to be worn with Barrack Dress, and not to be procured from public funds.

TIMING

- 3. Routine. Units are to wear PCS CU in accordance with this policy as soon as the items have been issued to all those in location.

BACKGROUND

- 4. **Cut.** The configuration of the Combat Jacket and Trousers is shown at Annex B. PCS CU Combat Jackets have been designed to be worn loose and hang slightly longer than the CS95 equivalent. They also include elbow reinforcing and a bellows pocket at an angle on the sleeves. These pockets are covered by a Velcro-backed patch (blanking plate) for badges, with a Union Flag sewn to the upper left hand patch. Trials conducted by the Comd Sgt Majors² have found that rolling sleeves above the elbow significantly restricts movement in the elbow joint.
- 5. **Belts.** Stable belts are funded by non-public funds or personal contribution. Although they were introduced to wear with Barrack Dress and were not intended to be worn with CS95, it has become accepted practice for them to be worn with Combat Dress in barracks. However, as Combat Jackets are to be worn loose, there is no requirement to wear a belt as an outer garment unless a smock is worn in which case it is to be the issue green belt.
- 6. **Badges.** In order to minimise the financial burden to individuals and Defence, PCS CU has been designed to have a common sleeve pocket that includes Velcro-backed blanking plates for badges. These badged blanking plates can be swapped between PCS CU Jackets as is currently the practice with rank slides. This approach will minimise the tailoring burden and allow the individual to wear PCS CU with non-badged blanking plates while the tailoring is completed. Examples of Badge configurations are at Annex C.
- 7. **PCS CU and CS95.** The full cost of PCS CU³ is £250 per person, and will be issued to new recruits from early 2012. The PCS CU Task Issue to Army personnel costs £80 per person, and is sufficient for units to replace their regularly worn camouflage items only. Costs are kept down by accepting an element of mixed dress within the ancillary items until the CS95 equivalent items wear out. The requirement for some elements of CS95 to be worn with PCS CU for a period was endorsed by ECAB in Sep 09.
- 8. **PCS Ancillary Items (AI).** The PCS AI (Waterproofs, Cbt Socks, Buffalo Jacket (vice Fleece), Thermal Shirt (vice Norwegian), Under-shorts and T-Shirts, Contact and Cbt Gloves, and Cbt Boots (vice CAB)) will replace the equivalent CS95 items on initial issue from early in 2012. The items will also be issued as part of the operational clothing issue for all

² HQ 1 Div letter to DLog(A) 1UKXX1001/1A dated 8 Jun 11.

³ PCS CU also includes Ancillary Items: Waterproofs, Cbt Socks, Buffalo Jacket (vice Fleece), Thermal Shirt (vice Norwegian), Under-shorts and T-Shirts, Contact and Cbt Gloves, and Cbt Boots (vice CAB) none of which are included in the Task Issue to Army personnel.

RESTRICTED

deployments, but will not be task issued to all personnel due to cost. The major changes are as follows:

- a. **Boots.** The CAB will be replaced by 4 different boots, all of which will have the same colour brown leather outer. There will be a choice of one each of 2 x Assault Boots and 2 x Patrol Boots. The boots will be optimised for field training and in-barracks use respectively.
- b. **Waterproofs.** Waterproofs will be of a lighter-weight design in MTP. The jackets will be able to be worn under Body Armour and will be 'stuffable' so that they can be carried in a pouch.

PRESENTATION

9. **Communication Strategy.** PCS CU is currently being issued across Defence and to the bulk of the Fd Army over the next 12 months. This policy is to be promulgated rapidly and implemented on receipt of PCS CU in order to ensure a swift and efficient change from CS95.

10. **Uniformity Across Defence.** All Army personnel are required to abide by the direction in this order, regardless of where they are employed. Other Services and organisations are requested to support the policy in order to foster uniformity across Defence.



P W JAQUES
Maj Gen
DG LS&E


Annexes:

- A. Authorised Qualification Badges.
- B. PCS CU Cut.
- C. PCS CU Badge Configuration.

AUTHORISED QUALIFICATION BADGES

The following qualification badges have been authorised to be worn on PCS CU:

- a. **Parachute** [REDACTED]. One of the following to be worn at the top centre of the right hand blanking patch.



- b. **EOD and AT/ATO badges.** One of the following to be worn at the bottom centre of the right hand blanking patch below the TRF.



- c. **Air Despatch/Qualified Air Despatch Instructor badges.** One of the following to be worn on the left hand blanking patch below the Union Flag when space allows.



- d. **Army Commando Shoulder Flash.** Worn at the top of the shoulder of the left and right arms.

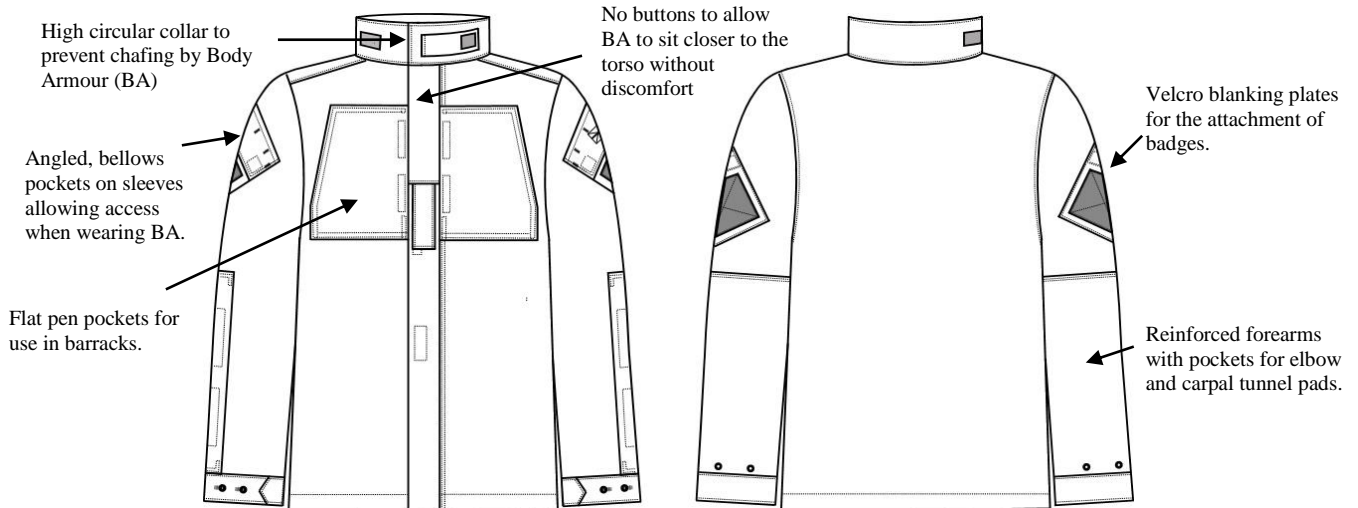


- e. **Aviation Aircrewman/Army Flying badge.** One of the following to be worn on the left breast.

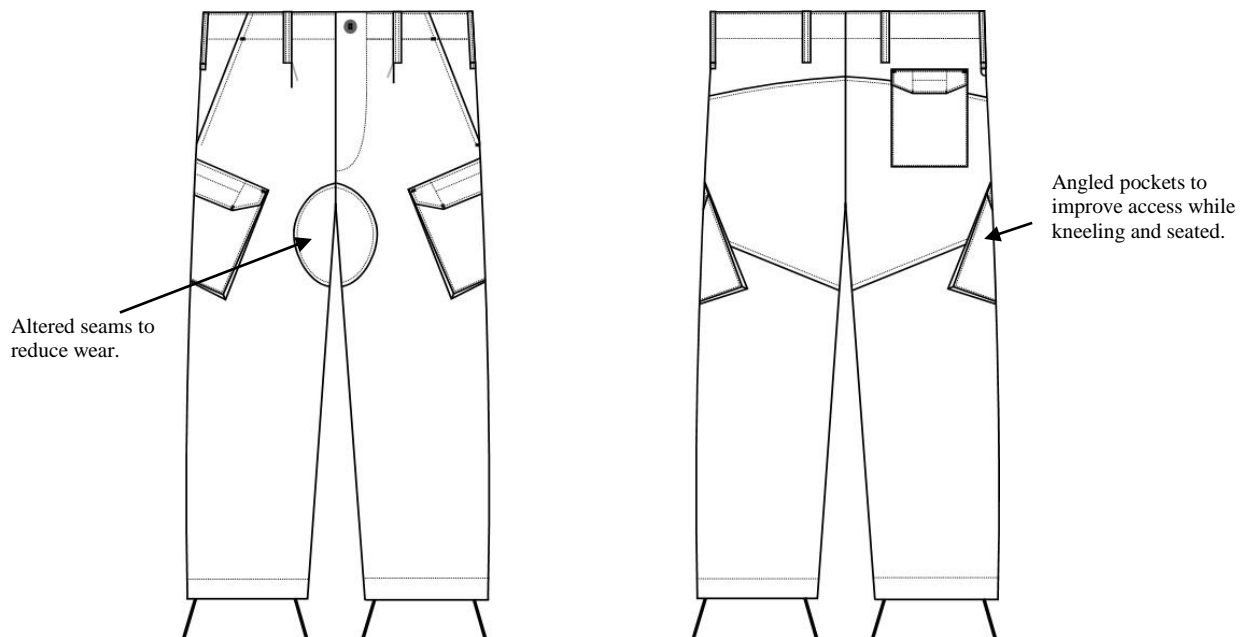


PCS CU CUT

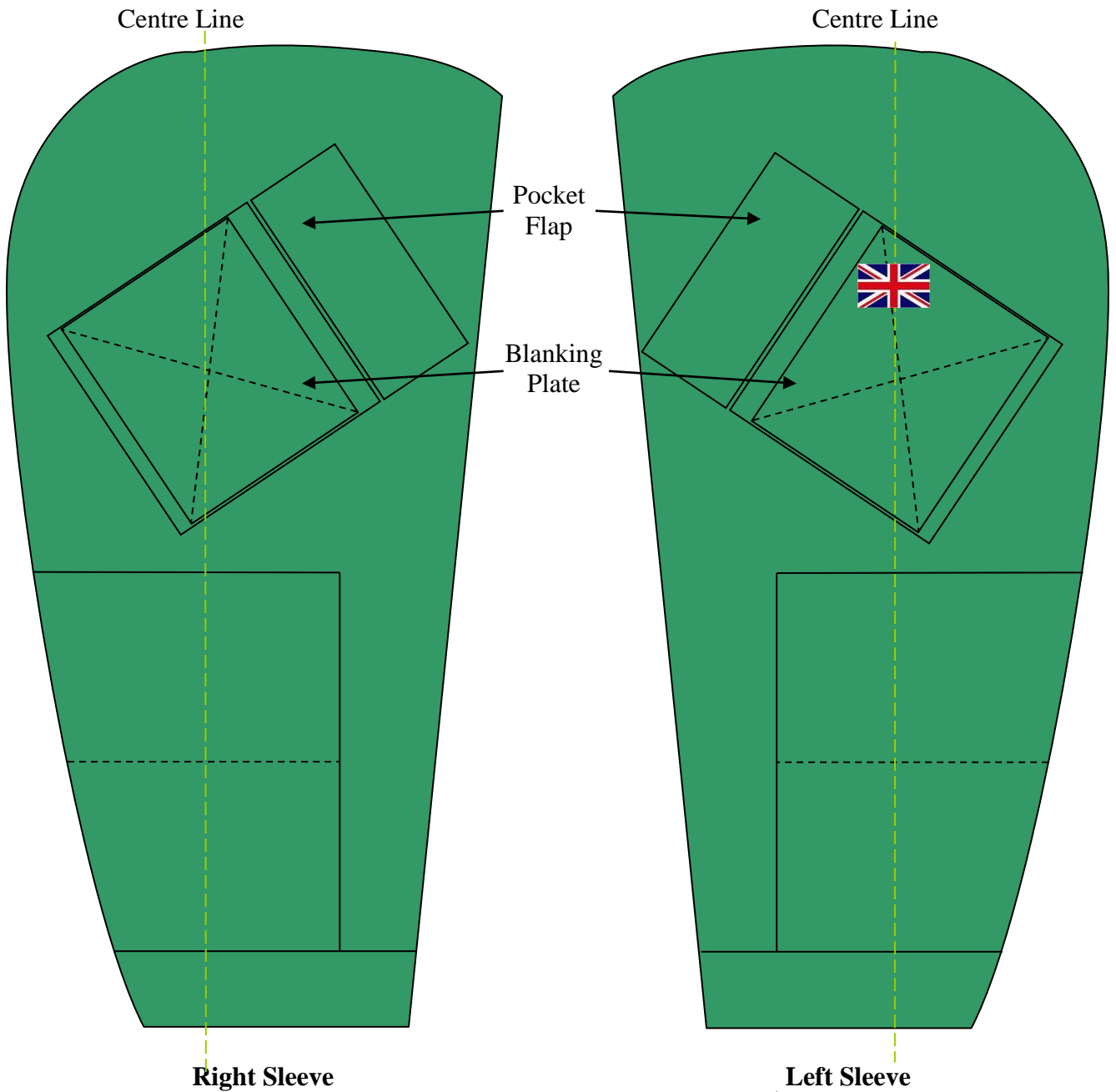
1. PCS CU Jacket, Combat.



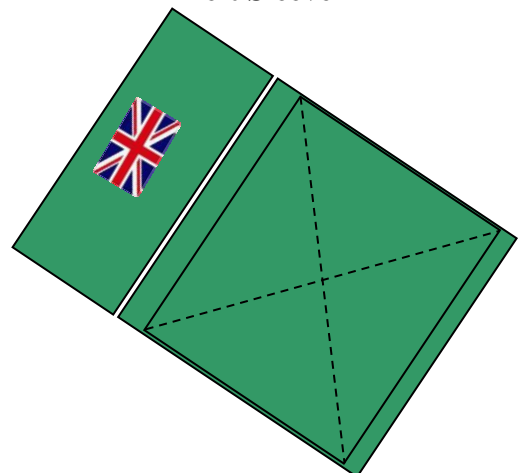
2. PCS CU Trousers, Combat.



**PCS CU BADGE CONFIGURATION
AS ISSUED**



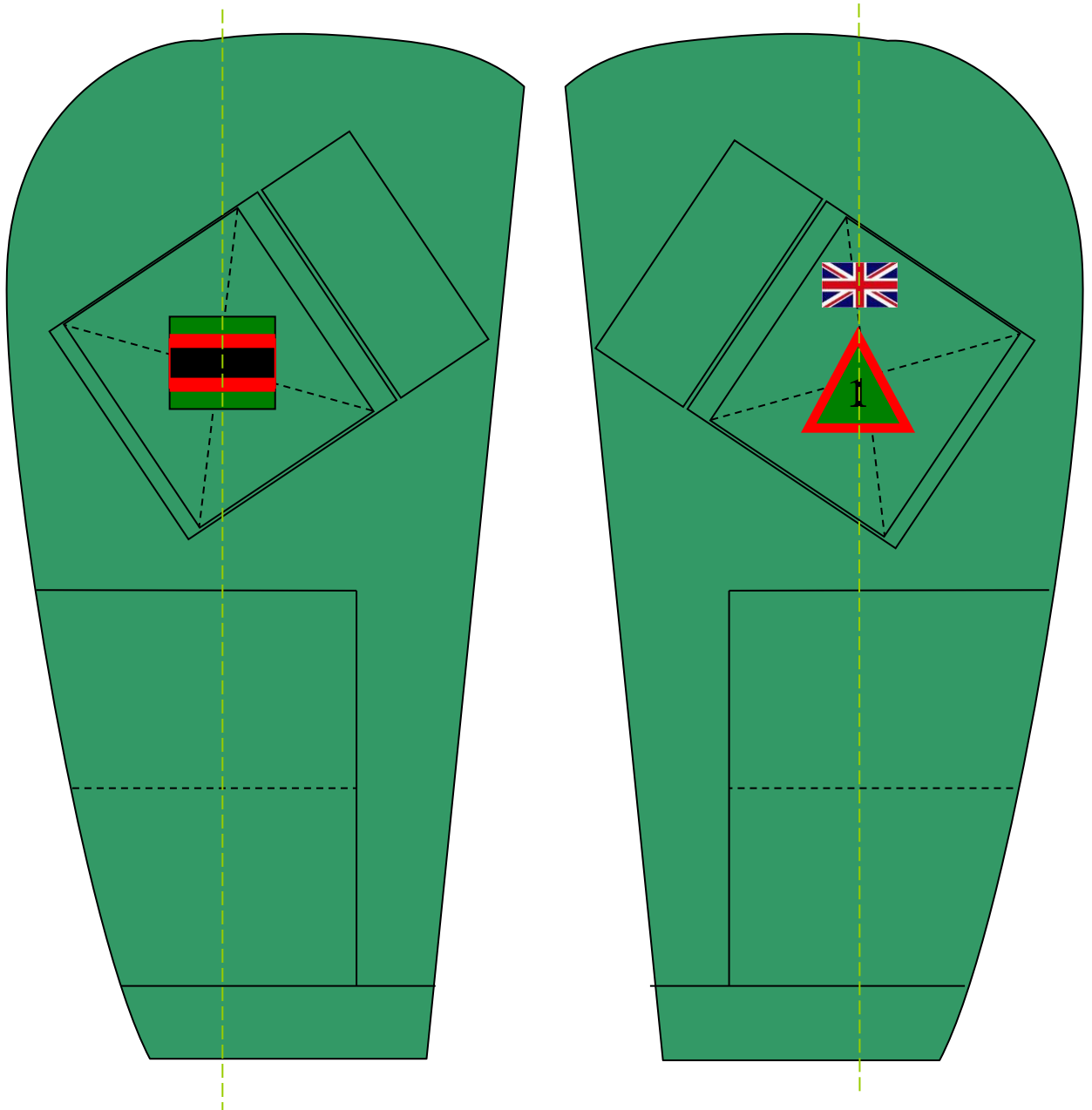
Note that the first approx 15,000 Combat Jackets were issued with the Union Flag sewn onto the left sleeve pocket flap (see right). Personnel in receipt of these Jackets are to remove the Flags and use the blanking plates from their Smocks, which were correctly fitted.



D - 6

RESTRICTED

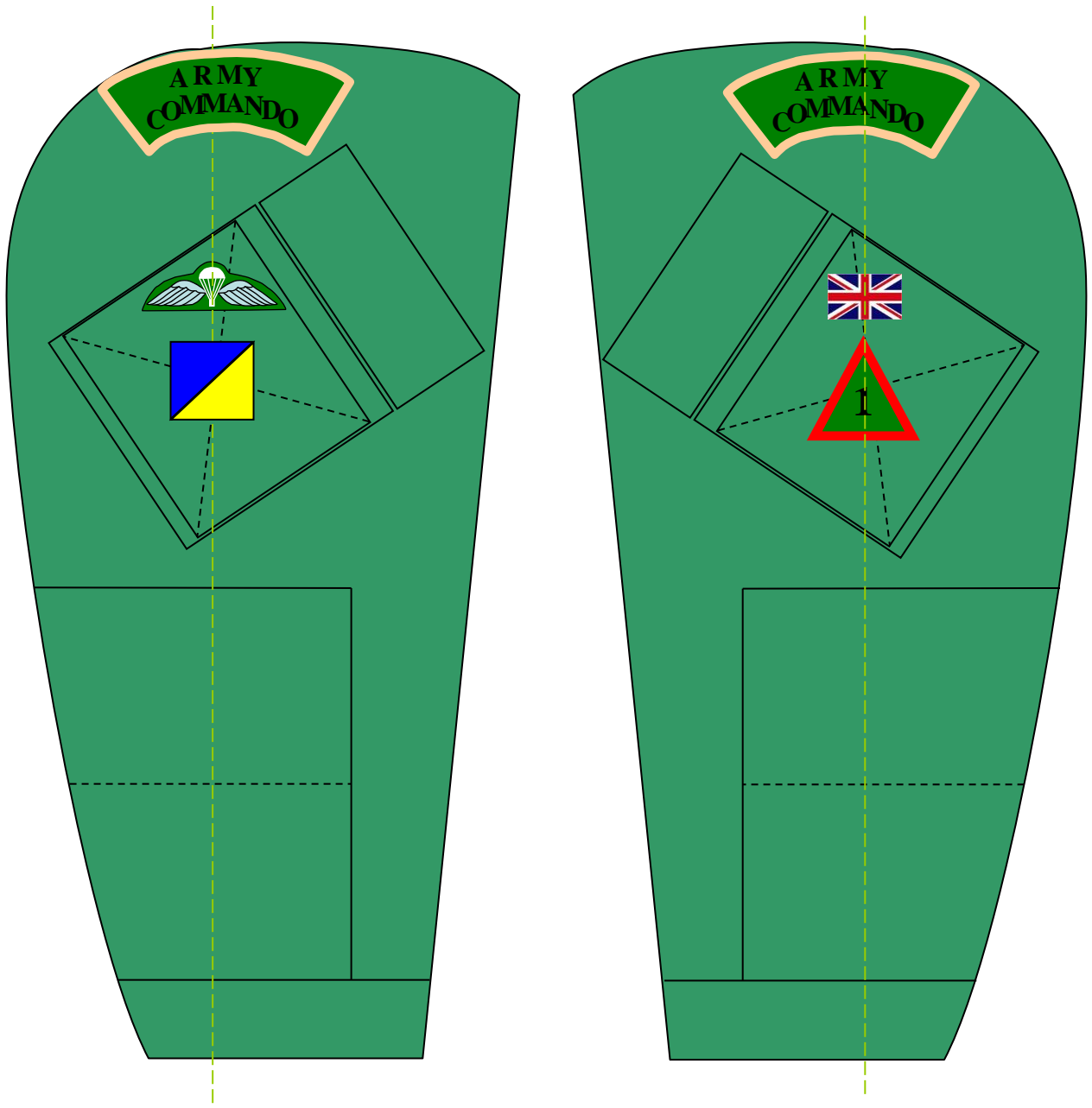
**PCS CU BADGE CONFIGURATION
WITH TRF AND FORMATION FLASH**



D - 7

RESTRICTED

**PCS CU BADGE CONFIGURATION
WITH QUALIFICATION BADGES
(RLC PARA-trained AA Cdo in 1 Mech Bde)**



20110927 IRMASI ADC/COMDTS/PIPER

27th September 2011

Army Dress Committee

ARMY DRESS COMMITTEE
ROYAL MILITARY ACADEMY SANDHURST - COMMANDANT'S PIPER

ISSUE

1. The Royal Military Academy Sandhurst proposes to utilise the piping skills amongst OCdts for social functions and ceremonial parades.

RECOMMENDATION

2. It is recommended that the proposal (Commandant's Piper) is approved only for use at the Royal Military Academy Sandhurst.

BACKGROUND

3. The Sovereign's Parade has been supported for many years by an Army piper escorting the Sovereign's Representative off the parade. The capacity for the Academy to produce its own piper exists today, albeit very much in trial format, thanks to the guidance and training by W02 (Company Sergeant Major) A Johnstone, Scots Guards who has created a group of pipers within the Academy based on officer cadets from all three intakes.

4. The commandant's piper will play at the following events, Sovereign's Parade, Academy boxing, Commissioning dinner and any other smaller events that are monitored by CSM Johnstone.

5. The commandant's piper wears the following (ANNEX A):

- a. Head Dress - Black Glengarry (as with Army pipers) and a standard Sandhurst cadet cap badge.
- b. Jacket - Standard cadet No 1 Dress jacket that has been tailored to the Highland hem cut, with an embroidered pipers badge on the upper arm.
- c. Waist belt - Standard cadet waist belt.
- d. Trews - Government tartan trews.
- e. Footwear - Standard cadet George boots.

6. The overall dress is most definitely an officer cadet with a Scottish feel.

FUNDING

7. There are no funding implications associated with this proposal.

TIMING & SENSITIVITIES

8. The Commandants piper is being utilised at present for the above (serial 4) occasions.

PROPOSED UNIFORM
THE ROYAL MILITARY ACADEMY SANDHURSDT COMMANDANT'S PIPER



20110927/RMAS/ADC/SAOCC

27TH September 2011

Army Dress Committee

ARMY DRESS COMMITTEE SMALL ARMS OPERATIONAL COACHING COURSE
PROPOSED BADGE - BESPOKE RMAS

ISSUE

1. The Royal Military Academy Sandhurst proposes to use the badge for Senior Term Cadets having qualified and passed the SAOCC (Small Arms Operational Coaching Course).

RECOMMENDATION

2. It is recommended that the proposed emblem is approved only for use at the Royal Military Academy Sandhurst for Senior Term Cadets only.

BACKGROUND

3. The course is designed to enhance the coaching skills learned during the Range Management Qualification (RMQ) Course by introducing additional techniques to further improve combat shooting. The course will develop marksmanship knowledge and experience in Dismounted Close Combat (DCC) section level weapons and include those that are Urgent Operational Requirements (UDR). This will include coaching short range engagements as part of Close Quarter Marksmanship (CQM), longer range shooting and the role of the unit coach and competition shooting advisor. The course is modulated and the following marksmanship subjects will be covered in detail.

a. **CQM.** This will enable OCdts to engage targets at close range with both rifle and pistol, incorporating turning or pivoting and firing whilst closing. OCdts will use their personal weapons with the UOR attachments including the Rail Adapter System (RAS) and down grip and they will be issued with a Pistol Automatic L105A2 (Sig Sauer).

b. **L129 A1 Sharpshooter Rifle.** OCdts will engage targets out to 800m utilising the UOR L129 A1 Sharpshooter Rifle. The L 129 A1 is fitted with the Advanced Combat Optical Gunsight which is similar in operation to the SUSAT which OCdts are already familiar with. The emphasis during this stage is on advanced marksmanship, advanced coaching techniques and management of shooting training.

c. **Clay Target.** This will include both the Clay Target Skills Course and the Clay Target Safety Officers Course. These are civilian qualifications and emphasis is placed upon the engagement of moving targets at various ranges and coaching that skill. OCdts will also be introduced to the L 128A1 Combat Shotgun.

4. The badge will be worn only on No 1 Dress on ceremonial parades within Sandhurst and ultimately on their commissioning on Sovereign's Parade (ANNEX A).

5. The badge proposed is derived from the badge worn by qualified Marksman during Phase 1 Training (AOSP Vol 1 Personal Weapons).

6. The proposed badge is "a wreath encircling a set of crossed rifles"

FUNDING

7. There are no funding implications associated with this proposal which will be produced at non-public expense.

TIMING & SENSITIVITIES

8. There are no timing or sensitivity issues.

ANNEX A to
2011 0927/RMAS/ADC/SAOCC
DATED 27 SEPT 11

PROPOSED EMBLEM FOR
THE ROYAL MILITARY ACADEMY SANDHURST SAOCC BADGE



F - 3

Covering
RESTRICTED



Ministry of Defence
 Directorate of Personal Services (Army) – PS12(A),

Telephone
 Facsimile

Military
 Facsimile

Email Ext
 Email Int

Reference: D/DPS(A)/25/1/1/PS12(A)

See Distribution

Date: 20 Apr 12

RECORD OF DISCUSSIONS AND DECISIONS OF THE 347th MEETING OF THE ARMY DRESS COMMITTEE HELD IN HEADQUARTERS LAND FORCES ANDOVER ON THURSDAY 29th MARCH 2012






Rank (a)	First Name (b)	Surname (c)	Appointment (d)	Remarks (e)
Maj Gen	Gerry	Berragan	DG Pers	Chairman
Brig	Mike	Griffiths	D Pers Ops	
			AD Log Sp HQLF	
			CO JSAU (L)	Female Dress Rep
			AcSM RMAS	
			Sec ADC PS12(A)	Secretary


In Attendance

			DC T Team Leader	
			SO2 Log Sp HQLF	
			Comd Mat Sp WO HQLF	
			A/Parade & Ceremonial Manager DC T	
			Army Historical Advisor	



Apologies

			AD Media & Comms HQLF	
			SO1 PS12(A)	
			Requirements Manager Ceremonial DC T	
			Acting Requirements Manager Army DC T	

Item	Discussion/Decision	Action
Item 1. Welcome	The Chairman welcomed everyone to the 347 th Meeting of the Army Dress Committee. He stated that he was satisfied that the Committee meets twice a year	
Item 2. Minutes of 346th ADC	Approved	
Item 3. Matters Arising	There were no matters arising	
Item 4. Record of OOC Decisions	<p>The Committee ratified the following</p> <p>a. Armour Centre, Bovington Formation Flash</p>  <p>Decision. Ratified by ADC. Decision 4254</p> <p>b. Collective Training Group Formation Flash</p>  <p>Decision. Ratified by ADC. Decision 4255</p> <p>c. Joint Service Exercise Rehabilitation Badge.</p>  <p>Decision. Ratified by ADC. Decision 4256</p> <p>d. SASC Jersey and New TRF.</p>  	<p>HQ RAC</p> <p>HQ ARTD</p> <p>HQ RAPTC</p> <p>HQ SASC</p>


Item	Discussion/Decision	Action
	<p style="text-align: center;">Previous New</p> <p>Decision. Ratified by ADC. Decision 4257</p> <p>e. ETS and MPGS No 2 Dress Buttons.</p> <div style="text-align: center;">  </div> <p>Decision. Ratified by ADC. Decision 4258</p> <p>Note: All the above flashes, badges, buttons and jerseys are not to be provided at public expense.</p>	
<p>Item 5. Terms of Reference</p>	<p>The terms of Reference were last agreed in 2009 and required to be updated. After a short discussion it was agreed that the composition would remain the same with the addition of D Pers Ops and specific appointments changed to an AD in ARMY HQ (to represent the broad Army community) and Female Focus (to represent the female community). It was also agreed to the inclusion of authority to approve emblems and logos and the frequency of meetings reduced to 2 a year or as required.</p> <p>The revised TORs are at Annex A.</p> <p>Decision. Approved by ADC. Decision 4259</p>	<p>All</p>
<p>Item 6. RRF Shoulder Flash</p>	<p>RRF wish to retain the shoulder flash “FIRST FUSILIERS” worn on both shoulders of PCS in place of the registered TRF worn on the blanking plate. After some discussion, it was agreed that RRF should conform to the recent directive on badges worn on PCS. Therefore the RRF TRF should be worn on the right blanking plate and the choice of retaining the current registered TRF or changing to the rectangular “FIRST FUSILIERS” be left to the Regiment.</p> <p>Decision. Approved by ADC. Decision 4260</p>	<p>RHQ RRF</p>
<p>Item 7. Beret badge for Regimental Staff Welsh Guards</p>	<p>RHQ Welsh Guards wish to change the style and colour of the cap badge worn by all senior ranks in berets. In place of the existing cloth bronze badge, it was proposed that Regimental Staff wore the same silver embroidered badge as ORs wore on the Full Dress tunic. It was noted that this practice is followed by all other Foot Guard regiments. While the silver embroidered badge is a little more expensive than the existing badge, the increase was considered to be negligible especially as it was also noted that the intention within WG was that the new badge would only be worn by Warrant Officers. The new badge was approved.</p>	<p>RHQ WG</p>

Item	Discussion/Decision	Action
	Decision. Not Approved by ADC. Decision 4261	
Item 8. Entitlement to General Staff Frock Coat	<p>The entitlements to wear the General Staff Frock Coat shown in Part 10 of Army Dress Regulations required to be reviewed. It was agreed that the appointment of GOC 2 Div was to be removed and replaced with GOC SCOTLAND. An entitlement for the new appointment of GOC Support Command was discussed and it was agreed that there was no requirement. The revised list of entitlements below was agreed.</p> <ul style="list-style-type: none"> a. Officers of the rank of lieutenant general and above. b. Assistant Chief of the General Staff c. Members of the Army Board. d. Defence Services Secretary (when Army). e. General Officer Commanding SCOTLAND. f. Commandant Sandhurst. g. Major General Commanding Household Division, Deputy Commander and Chief of Staff London District (note that the frock coat worn by Colonels and Brigadiers is different to the frock coat worn by General Officers) . <p>Decision. Approved by ADC. Decision 4262</p>	All
Item 9. Review of Uniform Grants	<p>The Secretary had produced a paper that recommended uplifts to all grants with compensating reductions from reducing the Colonels Promotion Grant element and contracting for the No 1 Dress jacket. The Chairman's view was that grants were liable to abuse and should be replaced by a contract that supplies all clothing including Mess Dress for young officers. Contracting would ensure that civilian tailors delivered at a fixed price and removed opportunities for fraud. He did not wish the Col's promotion grant to be reduced as it was important to encourage all General Staff officers to wear the General Staff Mess Dress.</p> <p>DC T Team Leader was asked to look into the feasibility of supplying all uniforms and offered to provide a preliminary response by the end of April with a full report for the next meeting.</p> <p>PS12(A) was asked to find out who owned the budget from which the grants are paid</p>	DC T PS12(A)
Item 10. PARA		

Item	Discussion/Decision	Action
<p>TRFs</p>	<p>RHQ PARA wish to change to design of the RHQ PARA DZ Flash and reduce the size of all PARA DZ Flashes.</p> <div style="display: flex; justify-content: space-around; align-items: center;"> <div style="text-align: center;">  <p>Previous</p> </div> <div style="text-align: center;">  <p>Revised</p> </div> </div> <p>The Committee approved both the design of revised RHQ PARA TRF and the reduced size of all PARA TRFs to 6cm x 6cm.</p> <p>Decision. APPROVED by ADC. Decision 4263</p>	<p>RHQ PARA</p>
<p>Item 11 Update on New Uniforms</p>	<p>The update on new uniforms is at Annex B.</p>	
<p>Item 12. Items for Discussion</p>	<p>a. Office Shirt Sleeve Order. There were many occasions when both officers and soldiers were wearing No 2 Dress for a particular occasion but then returned into an office environment. The issue concerns what should be worn for this period as it may not be practicable or comfortable for the individual to sit in No 2 Dress for any length of time. The Committee felt that there was not a case to introduce a new order of dress. Anyone working for a short period of time in an office or meeting room environment could remove his/her jacket for the duration. Alternatively an individual could wear shoulder rank slides and a stable belt and effectively go into shirt sleeve order. Shirt sleeve order was an approved order of dress for wear all year round.</p> <p>b. Regimental Medals. A number of regiments already award regimental medals to individuals who have provided either an outstanding individual contribution or continuous contribution over time to the regiment. These medals take a variety of form but the majority appear to be worn above the right side breast pocket of uniforms and in civilian attire at purely regimental events. The Committee felt that that the award of regimental medals was a regimental affair at entirely private expense but the Committee could not authorise any existing or future unofficial medal to be worn on uniform irrespective of where it was worn.</p>	<p>All</p> <p>All</p>
<p>Item 13. Any Other Business</p>	<p>a. Miniature Medals. AG had asked for an Army Briefing Note on the correct wearing of miniature medals and ribbons to follow the ABN recently published on full size medals. A draft was discussed during the meeting and the contents agreed. This draft was to be agreed by AG before publication.</p> <p>b. Cloaks. The Army Historical Advisor questioned he</p>	<p>Sec ADC</p>

Item	Discussion/Decision	Action
	<p>had recently seen the State Band of the Royal Artillery wearing greatcoats when cloaks should have been worn. The Secretary explained that this was a long standing error brought about by a shortage of funding for additional cloaks. Sec ADC agreed to take up the issue again with Log Sp ARMY HQ and DC T.</p> <p>c. HQ SCOTLAND Flag. A replacement flag to fly over Edinburgh Castle in place of the 2 Div flag was discussed. Firstly the question was asked who pays for flags and secondly whether there were any political ramifications. Sec ADC undertook to investigate.</p> <p>d. Marksmanship Badges. The AcSM asked about additional marksmanship badges to promote Army shooting. There are already Skill at Arms badges for marksmen in GPMG, LMG and SA80. These can be worn by all ORs subject to certain limitations. It was thought that perhaps these were not sufficiently publicised or the qualification criteria needed to be reviewed. Sec ADC undertook to pass the issue to School of Infantry for comment.</p>	<p>Sec ADC</p> <p>Sec ADC</p> <p>Sec ADC</p>
<p>Item 15. Date of the Next Meeting</p>	<p>The date of the next meeting would be in Sep 12 – unless there is urgent business - time and venue to be confirmed nearer the time.</p>	

{Original Signed}


 Lt Col (Retd)
 Secretary Army Dress Committee
 for Director General Personnel

Annexes:

- A. Revised Terms of Reference.
- B. Update from Defence Clothing and Textiles IPT - Future Army Dress (FAD).

Distribution:

External:

Action:

SHAPE (for D/UKNMR(A))
 PJHQ (for DACOS J1)
 ARMY HQ (SO1 Log Sp Availability Mgt & SO2 G4 Cadets)
 HQ ARRC (for G1 Ops SO2)
 HQ 1 (UK) Armd Div (for G1 & G4)
 HQ 3 (UK) Div (for G1 & G4)

HQ Sp Comd (for G1 & G4)
HQ UKSC(G) (for G1 & G4)
HQ 101 Log Bde (for BOWO)
HQ 102 Log Bde (for G1-G4 SO3)
HQ LONDIST (for Log Sp Cer SO2)
HQ BF Gibraltar (for J1 SO2 & JAOOC)
HQ BF Cyprus (for COMD SO1 J1 & J4)
HQ BF South Atlantic Islands (for Staff Assistant J1/J4)
HQ H Div (for Bde Maj)
HQ RAC (for SQM)
RHQ RA (for Regt Col & Regt Pol SO2)
RHQ RE (for Regt Col & Corps RSM)
RHQ R SIGNALS (for C and H SO1, OC 251SigSqn)
HQ INF (for G1 PERSOPS SO2 and RSM)
HQ Foot Guards (for Div Col)
HQ Queen's Div (for Lt Col)
HQ King's Div (for Lt Col)
HQ Prince of Wales's Div (for SO2)
HQ RIFLES (for Lt Col)
HQ PARA (for SO2)
RHQ SCOTS (for Regtl Sec)
RHQ RIFLES (for Asst Regtl Sec)
RHQ R IRISH (for Regt Sec)
RHQ PARA (for Regt Sec)
RHQ Brigade of Gurkhas (for Regt Sec)
RHQ AAC (for Regt Sec)
[REDACTED]
HQ RACHD (for Staff Chaplain & Senior Chaplain Soldier Training)
RHQ RLC (for Regt Col & Corps Adjt)
HQ AMS (for Regt Sec)
RHQ REME (for Pers Pol SO2)
RHQ AGC (for Plans and Co-ord SO2)
HQ SASC (for Lt Col & SMI)
HQ INT CORPS (for Corps Adjt)
HQ RAPTC (for ADJT & CRSM)
HQ CAMUS (for Corps Sec RO2)
HQ RG (for G1 Comd Gp, COS)
HQ ARTD (for G1, G4 & Plans, SQM)
HQ RMAS (for Adjt & QM)

Information:

RN (for CAP LOG SC OPS POL SO1)
RM (for FLEET Asst Corps Sec)
RAF (for UCPSM Cer and Pol)
National Army Museum (for [REDACTED])

Internal:

Action:

All Committee Members and those in attendance.

Information:

DPS(A)
PS10 (A) (for SO1 and SO2 Allces Policy)

CGS GS (for Army Pol Pers/Infra SO2)
D Manning (A) (for SO1 Diversity)
DMC-Ops PR(A) (for SO2 Plans Coord)
CIO (for CI CMem Analysis 8)
MOD RQMS

ARMY DRESS COMMITTEE (ADC)

TERMS OF REFERENCE (2012)

1. The Committee considers any proposal to introduce or alter the State, full, mess, parade, walking out and barrack dress and ceremonial accoutrements of the Army; and the badges, insignia and embellishments to be worn with all forms of dress, and submits recommendations to ECAB when necessary. The Committee implements overall policy on Army Dress as directed by CGS, and examines and makes decisions on any detailed aspect, change or modification to all non-operational Army dress matters either pan-Army or from any Regimental HQ on behalf of AG and CGS. The Committee also considers and may approve any proposal for a badge, cipher or motto to be used on any unit or formation letterhead, flag, website or unit sign.
2. The Committee takes into account all cost implications of proposals considered by it and may approve proposals subject to appropriate TLB funding.
3. Detailed tasks include:
 - a. Maintain close liaison with DC IPT on the development and supply of Army Dress – both in-scale and new to service (NTS).
 - b. ADC representation on:
 - i. The Strategic Customer Forum.
 - ii. The Public Duties Quarterly Review.
 - iii. LONDIST Public Duties Home Service Clothing and Equine Equipment Forums
 - c. Sponsor uniform clothing pamphlets in appropriate single and Joint Service publications and Army Dress Regulations.

COMPOSITION

- | | | | |
|----|----|----------------------|---|
| 4. | a. | <u>Chairman</u> | DG Pers |
| | b. | <u>Members</u> | D Pers Ops
Col Rep ARMY HQ
AD Log Sp, Army HQ
Female Dress Rep
SO1 Tri-Svc Ceremonial Plans, PS12(A)
AcSM RMAS |
| | c. | <u>Secretary</u> | Sec ADC, PS12(A) |
| | d. | <u>In attendance</u> | Parade & Ceremonial Manager DC IPT
Requirements Manager Army DC T |

SO2 Log Sp ARMY HQ
Army Historical Advisor
Rep National Army Museum (Annually)

FREQUENCY

5. Two times a year, or as required.

STANDARD AGENDA POINTS

6. The agenda usually covers:
 - a. New dress proposals or concerns.
 - b. New requirements.

{Original Signed}

**Maj Gen G W Berragan
DG Pers**

May 2012

UPDATE FROM DEFENCE CLOTHING AND TEXTILES IPT - FUTURE ARMY DRESS (FAD)

Item 11 – Update on new uniforms

PCS CU

1. Tranche 1 and 2 issues now complete with over 65k mans worth issued to the Fd Army and ARTD ITG in accordance with Army HQ Cts direction. 5400 mans worth earmarked for the Op OLYMPIC VSF and MCF. This includes TA units. Ver 2.8 of the Fielding Plan issued on 6 Mar 12. This includes changes to Tr3 priorities to reflect the Op OLYMPIC requirement. The first Tr 3 deliveries are due at the Depot on 16 Apr. Plan is to have all Op OLYMPIC task issues made by 31 May.
2. There is patchy adherence to the policy for wearing PCS CU MTP, particularly within Army HQ. PCS CU is Combat Clothing but has by default become Working Dress.
3. There have been a number of shortages in certain sizes in the range, trousers in particular.
4. Issues of the new Lightweight Waterproof are expected to begin in Apr 12.

No 2 Dress

5. We are in the third year of rollout with just under three quarters of the rollout now complete to Army units.
6. Rolled out since 2008 and due to finish by 31 Mar 2013, (started, then stopped for a short period of time Oct 09 due to financial reasons), restarted in Apr 2010, with only the Phase 1 in receipt of it at that time. To date 62,187 sets issued since rollout
 - 08-10. 15,953
 - 37,210
 - 13,136
 - Since the beginning, 11,000 recruits in the first year were in receipt of FAD, reducing to 10,000 recruits each year and this will reduce to 9,500 before 2013.
 - Approximately 24,000 sets left to issue (Army HQ Units).
7. The uniforms are being drip fed in however, the next Dues in date for uniforms is Jun 12 (Changed from the previously quoted January).
 - Dues out: Size Ranges
 - 15 Male (these are all the common size ranges)
 - 4 Guards
 - 9 Female
 - 6 Highlands
 - 12 Male Barrack Dress
 - 4 Female Skirts

8. Priority is given to Phase 1's first, then those that are on repatriations parades etc, and then those units within the Divisional rollout plans.
9. Units are only being issued with what is currently in stock and cross serviced where appropriate.
10. There is a ban on Units ordering No 2 Dress through Unicom and they are to send demands to the E1 Mat Sp using the Annex F/G until further notice. Army HQ will only issue what is in stock and not place any into 'Dues Out' until stock levels of uniforms improve.
11. There is the option to wear the old style of No 2 dress as this was signed off as potentially mixed dress for up to 5 years.
12. Some Territorial Army units have been issued No 2 Dress (SNCO's/Offr's 100% and 50% pool for other ranks). Those that are willing to cross service their stocks have been asked to do so to help with the shortage, particularly where there is a special requirement. (This arrangement originally stemmed from the offer by TA QM's to do so).
13. The Materiel Support Team have cross serviced over 2000 uniforms from other Units including Phase 1 Training to help in alleviating the choke points.



**Ministry of Defence
Directorate of Personal Services (Army) – PS12(A),**

[Redacted]

ARMY

Telephone
Facsimile

[Redacted]

Military
Facsimile

[Redacted]

Email Ext
Email Int

[Redacted]

Reference: D/DPS(A)/25/1/1/PS12(A)

See Distribution

Date: 29 Oct 12

RECORD OF DISCUSSIONS AND DECISIONS OF THE 348th MEETING OF THE ARMY DRESS COMMITTEE HELD IN HEADQUARTERS LAND FORCES ANDOVER ON THURSDAY 11th OCTOBER 2012

Rank (a)	First Name (b)	Surname (c)	Appointment (d)	Remarks (e)
Maj Gen	Richard	Nugee	DG Pers	Chairman
[Redacted]	[Redacted]	[Redacted]	A/D Pers Ops	
[Redacted]	[Redacted]	[Redacted]	AD Media & Comms HQLF	
[Redacted]	[Redacted]	[Redacted]	SO1 PS12(A)	
[Redacted]	[Redacted]	[Redacted]	CO JSAU (L)	Female Dress Rep
[Redacted]	[Redacted]	[Redacted]	AcSM RMAS	
[Redacted]	[Redacted]	[Redacted]	Sec ADC PS12(A)	Secretary

In Attendance

[Redacted]	[Redacted]	[Redacted]	COS DC T	
[Redacted]	[Redacted]	[Redacted]	SO2 Log Sp HQLF	
[Redacted]	[Redacted]	[Redacted]	A/Parade & Ceremonial Manager DC T	
[Redacted]	[Redacted]	[Redacted]	Army Historical Advisor	

Apologies

[Redacted]	[Redacted]	[Redacted]	AD Log Sp HQLF	
[Redacted]	[Redacted]	[Redacted]	Comd Mat Sp WO HQLF	

Item	Discussion/Decision	Action
Item 1. Welcome	The Chairman introduced himself and welcomed everyone to the 348 th Meeting of the Army Dress Committee.	
Item 2. Minutes of 346th ADC	Approved	
Item 3. Matters Arising	Item 6 – 347th meeting. It was noted that RRF had elected to adopt the current shoulder badge worn on PCS as the TRF to be worn on the Velcro patch as other TRFs.	
Item 4. Record of OOC Decisions	<p>R IRISH Head Dress Scales. The Committee ratified a decision taken out of committee to allow R IRISH soldiers to be scaled for 2 caubeens in place of the current scaling of 1 caubeen and a beret noting that:</p> <ul style="list-style-type: none"> a. Officers were to purchase the 2nd caubeen themselves. b. ARMY HQ had agreed to the small additional cost. <p>Decision. Approved by ADC. Decision 4263</p>	RHQ R IRISH
Item 5. RWxY Cypher	<p>RWxY wished to register a cypher for use on letterheads and particularly to represent the regiment on a large wooden carving of all current regimental cap badges at RMAS to commemorate the 200th anniversary of the Academy. The Committee noted that the College of Arms was content with the proposed design shown below and approved the design.</p> <div data-bbox="722 1402 983 1693" data-label="Image"> </div> <p>Decision. Approved by ADC. Decision 4264</p>	HQ RAC RHQ RWxY
Item 6. Dress for Cadets Pipes and Drums Scotland	<p>At a previous meeting (see ADC Decision 4250), the Committee approved a tartan and No 1 Dress for Scottish ACF Pipers and Drummers. The No 1 Dress included diced hose. The ACF appealed to the Committee to reconsider the diced hose as this item was much more expensive and much less practical than lovat green stockings and could be a discouragement to cadets. After</p>	Sp Comd Cdts Cadet Force Pipes and Drums Centre

Item	Discussion/Decision	Action
	<p>some discussion, the Committee agreed to lovat green stockings on the proviso that the uniform was not referred to as No 1 Dress. Lovat green stockings were totally incorrect for No 1 Dress but would be acceptable if the uniform was worn as part of a cadet “ceremonial uniform”.</p> <p>Decision. Approved by ADC. Decision 4265</p>	
<p>Item 7. TRF for Students at Defence Sixth Form College</p>	<p>Some cadets in the DSFC CCF Detachment are sponsored by regiments and Corps of the Regular Army and have been wearing their TRFs. This runs contrary to a previous decision of the ADC (Decision 4040 in 2004) that TRFs were only to be worn by trained soldiers. DSFC was seeking retrospective approval for cadets to continue to wear TRFs. After some deliberation the Committee upheld the previous decision and agreed not to approve this proposal.</p> <p>Decision. Not Approved by ADC. Decision 4265</p>	<p>DSFC Sp Comd Cdts</p>
<p>Item 8. Glengarry for 205 (Scottish) Field Hospital (V)</p>	<p>In a previous decision (Decision 4147 in 2007) the ADC agreed to AMS personnel only in 205 Fd Hosp wearing TOS in Combat Uniform. 205 Fd Hosp proposed that all personnel should wear a Glengarry with the Graham of Montrose tartan patch behind the cap badge in parade orders of dress.</p> <p>After deliberation, the Committee agreed to:</p> <ol style="list-style-type: none"> a. All personnel of all ranks and cap badges on the established strength of 205 (Scottish) Fd Hosp (V) may wear the Tam O’Shanter in combat uniform and Barrack Dress. The Tam O’Shanter to have the Graham of Montrose tartan patch behind the cap badge. b. In parade Orders of Dress, AMS personnel only (RAMC, RADC and QARANC) may wear the standard Type C Glengarry (red and white dicing) with the appropriate cap badge superimposed onto the black rosette. The Graham of Montrose tartan patch is not to be worn on the Glengarry. Attached Arms are to wear their standard Forage Cap or beret as appropriate. c. When an individual is posted off the established strength of 205 (Scottish) Fd Hosp (V), he or she is to revert to the standard head dress of his/her Corps. d. While all ORs may be issued with both the Glengarry and Tam O’Shanter and have the tartan patch sewn on at public expense, officers are to purchase both forms of head dress themselves and pay for any tailoring costs. This may be done through Service channels on repayment 	<p>RHQ AMD CO 205 Fd Hosp (V)</p>

Item	Discussion/Decision	Action
	Decision. Approved by ADC. Decision 4266	
Item 9. CAMUS Dress Regulations	<p>DCAMUS had submitted draft Dress Regulations for all CAMUS orders of dress less Full Dress. With some minor amendments, the Committee was content. The approved Dress Regulations are at Annex A to these Minutes.</p> <p>Decision. Approved by ADC. Decision 4267</p>	HQ CAMUS
Item 10. CCF/ACF Dress Regulations	<p>With assistance from Sp Comd Cadet Branch and CTC Frimley Park, CCF and ACF Dress Regulations have been updated reflecting new badges, revised and strengthened rules on Detachment/Section Affiliations and new guidance on how PCS CU is to be worn. The Committee commented that some badges still reflected old organisations (eg LAND COMMAND) but was content to approve the regulations. A copy of these regulations is attached to these Minutes.</p> <p>Decision. APPROVED by ADC. Decision 4268</p>	HQ Sp Comd
Item 11 Review of Uniform Grants	<p>a. COS DC T presented a paper from DC T Team Leader giving the results of his investigation into the possibility of providing all officers' uniforms through contract rather than cash grants (see Item 9 ADC 347). He noted the scale and complexity of the task and the degree of staff effort required to initiate any change. He recommended a working group be formed chaired by PS12 to scope the task and the potential savings/benefits and to report back to the next meeting. A copy of DC T Team Leader's paper is at Annex B to these Minutes. The Committee accepted these recommendations.</p> <p>b. The Secretary reported that cadets being commissioned from RMAS Sandhurst are being offered free inducements by some tailors for the cadets' custom. These inducements not only made the individual cadet liable to additional tax on the inducement but the practise of inducements undermined the whole grant system calling into question the quality of dress and accoutrements being delivered. The Chairman directed that this practise was to stop and agreed to sign a letter to all Corps Cols and Adjutant RMAS a copy of which is at Annex C to these Minutes.</p> <p>Decision. APPROVED by ADC. Decision 4269</p>	PS12 All Corps Cols RMAS
Item 12. Update on new Uniforms	<p>ARMY HQ Log Sp provided an update on the issue of new parade and combat uniforms which is at Annex D to these Minutes.</p> <p>The Committee noted that not all Regular Army or Reserves will be in receipt of the new No 2 Dress and therefore agreed that the directive in force last year allowing those individuals in the TA who do not have No 2</p>	ALL

Item	Discussion/Decision	Action
	<p>Dress may wear medals on Combat Uniform for this year's Remembrance Day parades only. The Committee noted that No 2 Dress had been withdrawn from cadets and CFAV and agreed that the concession allowing CFAV to wear medals on Combat Uniform for Remembrance Day parades only would continue into the future.</p> <p>The Committee also noted that PS12 intended to issue an Army Briefing Note on Remembrance Day activities detailing how and when the poppy may be worn with details of how and when medals are to be worn.</p> <p>Afternote: This has now been issued – see ABN 100 -12</p>	<p>PS12</p> <p>All</p>
<p>Item 13. TRFs</p>	<p>The Committee discussed proposals from RHQ QDG and RTR for changes to their TRFs and agreed to both which would be subject to the normal rules on TRFs.</p> <p>a. QDG TRF. The new TRF design is shown below:</p> <div data-bbox="762 824 948 945" data-label="Image"> </div> <p>(Pantone 286CP and white)</p> <p>b. RTR TRF. The new TRF design is shown below:</p> <div data-bbox="750 1111 957 1245" data-label="Image"> </div> <p>(Pantone 5777c and Black)</p> <p>Decision. APPROVED by ADC. Decision 4270</p>	<p>HQ RAC</p> <p>RHQ QDG</p> <p>RHQ RTR</p>
<p>Item 14 Items for Discussion.</p>	<p>a. SCOTS. RHQ SCOTS had requested changes to the design and shape of the hackle worn by individual Bns in TOS. The Committee agreed that the hackles would be of identical size and shape differing only in the existing colours to be retained by individual Bns. The Committee also agreed to the Regtl rank slide being worn on PCS in barracks.</p> <p>Decision. APPROVED by ADC. Decision 4271</p> <p>b. HQ JFC. HQ JFC proposed a Formation Flash that would be worn on PCS by all 3 Services by those within JFC command who otherwise do not have a Formation Flash. The design based on a black square background was agreed by the Committee.</p> <div data-bbox="1038 1756 1193 1912" data-label="Image"> </div> <p>Decision. APPROVED by ADC. Decision 4272</p>	<p>RHQ SCOTS</p> <p>HQ JFC</p> <p>Sec ADC</p>

Item	Discussion/Decision	Action
	<p>c. Reserve Representation. The Chairman suggested that the Committee needed a representation from the Reserves and suggested that the appointment of SO1 Res D Pers Cap should be a permanent voting member of the Committee. The Committee agreed.</p> <p>Decision. APPROVED by ADC. Decision 4273</p> <p>Afternote: ██████████ asked for the link to the ABN on the British Army Branding and Identity Instructions (BABII). This rewritten ABN provides detailed guidance on all aspects of Army branding and how the brand must be used. The ABN is 92-12 and can be found at:</p> <p>Defence Intranet News ABN 92/12: BRITISH ARMY BRANDING IDENTITY INSTRUCTIONS (BABII)</p>	All
Item 15. Date of the Next Meeting	The date of the next meeting would be in Mar 13 – unless there is urgent business - time and venue to be confirmed nearer the time.	All

{Original Signed}

██████████
 Lt Col (Retd)
 Secretary Army Dress Committee
 for Director General Personnel

Annexes:

- A. Revised Terms of Reference.
- B. Update from Defence Clothing and Textiles IPT - Future Army Dress (FAD).

Distribution:

External:

Action:

SHAPE (for D/UKNMR(A))
 HQ JFC (SO1 Co-Ord and Engagement)
 PJHQ (for DACOS J1)
 ARMY HQ (SO1 Log Sp Availability Mgt & SO2 G4 Cadets)
 HQ ARRC (for G1 Ops SO2)
 HQ 1 (UK) Armd Div (for G1 & G4)
 HQ 3 (UK) Div (for G1 & G4)
 HQ Sp Comd (for ACOS Pers)
 HQ UKSC(G) (for G1 & G4)
 HQ 101 Log Bde (for BOWO)
 HQ 102 Log Bde (for G1-G4 SO3)
 HQ LONDIST (for Log Sp Cer SO2)
 HQ BF Gibraltar (for J1 SO2 & JAOOC)

HQ BF Cyprus (for COMD SO1 J1 & J4)
HQ BF South Atlantic Islands (for Staff Assistant J1/J4)
HQ H Div (for Bde Maj)
HQ RAC (for SO1 and CRSM)
RHQ RA (for Regt Col & Regt Pol SO2)
RHQ RE (for Regt Col & Corps RSM)
RHQ R SIGNALS (for C and H SO1, OC 251SigSqn)
HQ INF (for G1 PERSOPS SO2 and RSM)
HQ Foot Guards (for Div Col)
HQ Queen's Div (for Lt Col)
HQ King's Div (for Lt Col)
HQ Prince of Wales's Div (for SO2)
HQ RIFLES (for Lt Col)
HQ PARA (for SO2)
RHQ SCOTS (for Regtl Sec)
RHQ RIFLES (for Asst Regtl Sec)
RHQ R IRISH (for Regt Sec)
RHQ PARA (for Regt Sec)
RHQ Brigade of Gurkhas (for Regt Sec)
RHQ AAC (for Regt Sec)
HQ DSF (for JSFSG)
HQ RACHD (for Staff Chaplain & Senior Chaplain Soldier Training)
RHQ RLC (for Regt Col & Corps Adjt)
HQ AMS (for Regt Sec)
RHQ REME (for Pers Pol SO2)
RHQ AGC (for Plans and Co-ord SO2)
HQ SASC (for Lt Col & SMI)
HQ INT CORPS (for Corps Adjt)
HQ RAPTC (for ADJT & CRSM)
HQ CAMUS (for Corps RSM and Corps Sec RO2)
HQ RG (for G1 Comd Gp, COS)
HQ ARTD (for G1, G4 & Plans, SQM)
HQ RMAS (for Adjt & QM)
RHQ QDG
RHQ RTR
RHQ RWxY
DSFC
205 Fd Hosp (V)

Information:

RN (for CAP LOG SC OPS POL SO1)
RM (for FLEET Asst Corps Sec)
RAF (for UCPSM Cer and Pol)
National Army Museum (for ██████████)

Internal:

Action:

All Committee Members and those in attendance.


Information:

DPS(A)
PS10 (A) (for SO1 and SO2 Allces Policy)
CGS GS (for Army Pol Pers/Infra SO2)
D Manning (A) (for SO1 Diversity)

DMC-Ops PR(A) (for SO2 Plans Coord)
CIO (for CI CMem Analysis 8)
MOD RQMS



THE CORPS OF ARMY MUSIC (CAMUS)

Serial (a)	Main Features (b)	Description (c)
1	Cap Badge	Lyre surmounted by a Crown within a wreath of oak leaves with scroll “Corps of Army Music” beneath. Either side of the lyre in scroll over oak leaves “NULLI SECUNDUS”.
2	Collar Badge	As for cap badge but smaller.
3	Facing Colour (Dress)	Scarlet
4	Tunic Buttons	Gilt with Corps Lyre
5	TRF	Black Lyre and superimposed upon an olive green background. In colour, the lyre is yellow on a pale blue background. (Pantone colours as for stable belt)
6	Lanyard	Not worn
7	Stable Belt	Colours as shown worn with two leather fastening straps centrally  Pantone Colours as follows: Dark Blue – 289PC Pale Blue – 291PC Red - 485PC Yellow - 116PC

Nos 1 and 3 Dress

Serial (a)	Main Features (b)	Description (c)
8	Headdress	Royal pattern forage cap with black peak with 19 ligne Corps buttons. Field Officers are to wear peaks with a plain gold ¾ inch passing embroidery on the lower edge
9	Tunic	Blue, Infantry pattern. Officers wear standard infantry pattern twisted gold shoulder cords with blue lining, pattern shoulder cords in Ceremonial – plain blue shoulder boards in non-ceremonial. ORs’ shoulder boards are to be piped with scarlet piping. Female tunic is as for male less breast pockets.

Serial (a)	Main Features (b)	Description (c)
	Collar Badge Tunic Buttons Qualification Badges Employment Badge Medals	Officers to wear gold and silver embroidered crown and lyres. ORs to wear gilt pattern. Standard pattern 30 ligne gilt buttons with 22 ligne buttons on shoulder boards. As entitled worn on scarlet backing. Class 1 and Class 2 Cpls and below are to wear Army musician qualification badge in gold on blue background on upper right arm. Bandmasters who are in role are to wear the Bandmaster's employment badge in gold on blue background on the lower right arm below the rank insignia. This badge is to be removed when the individual is no longer employed directly as a bandmaster. Ceremonial: Court Mounted for officers and ORs. Non-Ceremonial: Ribbons only.
10	Rank Badges	Officers: standard silver embroidered Bath Stars and Crown. In gilt metal in non-ceremonial. WO1 – full size gold and silver embroidered badge on scarlet backing. Note that the Corps RSM is entitled to wear the Corps RSM badge. ORs: Gold Badges & chevrons on scarlet background..
11	Netherwear	Officers: Blue overalls with scarlet stripe 1 7/8 th in down each outside seam ORs: Blue infantry pattern trousers with scarlet stripe 1 7/8 th in down each outside seam. (As for No 10 Dress).
12	Accoutrements	<u>Officers Belt:</u> Ceremonial: Crimson waist sash for officers Non-Ceremonial: brown leather Sam Browne <u>ORs Belt:</u> Ceremonial: White plastic Corlene. Brass plate with forage cap badge. BM, BSM and DM to wear white leather sword slings fastened together when not carrying sword. Non-Ceremonial: plain blue cloth belt. Red Shoulder sash for WOs and Sgts.
13	Sword	Ceremonial - Infantry pattern plated scabbard dress sword knot and sword slings. Sword belt worn under waist sash. Non-Ceremonial: Not worn Worn when ordered swords are to be carried by officers,

Serial (a)	Main Features (b)	Description (c)
		WO1, BSM and DM. Females to carry the shortened version of the sword.
14	Footwear	Offrs: Wellingtons or George Boots - Field Officers only to wear spurs. Spurs are Swan necked without straps with round spigot boot fixing. ORs: George Boots.
15	Gloves	Offrs White Cotton.

FROCK COAT

16	Headdress	As for No 1 Dress
17	Tunic	Double breasted Melton cloth with waist seam and sewn on lapel. Knee length. Inset sleeve with 4" cuff vent with 2 buttons. Six buttons down the front. Standard collar with detachable shoulder straps. Front buttonholes spaced equidistant with top buttonhole 1 ¹ / ₄ " down from top of lapel and the bottom buttonhole in the waist seam. The back skirt to be in 2 pieces and have self material slashes extending from the waist seam 10 ¹ / ₂ " varying according to height. A pocket provided in the lining of each skirt at the back. The top of the pocket mouth to be approximately 3" down from the waist seam. The stand collar to be 2" maximum depth. Shoulder straps to be detachable, with buckram interlining, 2 ¹ / ₄ " wide at the base and 1 ³ / ₄ " wide measured across the centre of the buttonhole. The end to extend to a point 1/2" from the bottom edge of the collar. A black waist hook to be fitted in the waist seam on the left hand side. Buttons of authorised regimental pattern. Small shoulder strap buttons, large for front and back skirt.
	Collar Badges	As for No 1 Dress
	Rank Insignia	Officers: In gold embroidery on plain blue shoulder boards. (Note gold shoulder boards are not to be worn in this order of dress.) BMs: Full Dress Size Gold and Silver on scarlet backing worn on Lower Right Arm sleeve. Bandmasters employment badge in gold on blue worn below the badge of rank.
	Buttons	40 and 25 ligne Corps buttons with 30 and 19 ligne buttons worn on sleeves and shoulder boards.
18	Netherwear & Boots	As for No 1 Dress with Wellington Boots. Spurs only to be worn by Field Officers.

19	Medals	Only medal ribbons are worn in Frock Coat order. Full sized medals are not to be worn.
20	Waist Belt	Crimson waist sash – as for No 1 Dress
21	Sword and Slings	Sword and slings - as worn in No 1 Dress. Sword belt worn over the frockcoat and under the crimson sash.

Nos 2 and 4 Dress

Serial (a)	Main Features (b)	Description (c)
22	Headdress	As per Ser 8. In non-Ceremonial officers are to wear standard pattern Service Dress cap in same material as No 2 Dress with brown leather chin strap, cloth peak and metal cap badge
23	Tunic Collar Badge Tunic Buttons Qualification Badges Employment Badge	Issue Pattern jacket and trousers Gilt metal worn by both officers and ORs. Gilt Corps buttons Offrs: 4 x 40 ligne buttons on front of jacket and 4 x 30 ligne on breast pockets. 2 x 19 ligne buttons on shoulder straps. Cuff buttons are not worn. As entitled worn in worsted on khaki backing. Class 1 and Class 2 Cpls and below are to wear Army musician qualification badge on upper right arm. Bandmasters who are in role are to wear the Bandmaster's employment badge in khaki on the lower right arm below the rank insignia. This badge is to be removed when the individual is no longer employed directly as a bandmaster.
24	Rank Badges	Offrs: Bath star plain gilt metal, plain gilt crown. ORs: Khaki worsted with green backing. Note that the Corps RSM is entitled to wear the Corps RSM badge.
25	Trousers	As issued. No turn-ups.
26	Accoutrements Belt Medals	Tie: As issued Shirt: As issued Ceremonial Belt: Officers: Brown leather standard Sam Browne belt. Sword frog only to be worn when carrying a sword. ORs: White plastic Corlene. Brass plate with forage cap badge. Non-Ceremonial Belt: plain khaki cloth belt for both officers and ORs. Red shoulder sash to be worn by SNCOs. As for No 1 Dress
27	Sword	Officers: Infantry pattern, with brown leather scabbard and sword knot.

Serial (a)	Main Features (b)	Description (c)
		WO1, BM and DM: Infantry pattern with steel scabbard with buff sword slings and knot.
28	Footwear	Offrs: Brown Oxford style shoe. ORs: Black shoes as issued
29	Gloves	Brown leather

COMBAT UNIFORM

Serial (a)	Main Features (b)	Description (c)
30	Headdress Cap Badge (Beret) Badge Backing	Blue beret as issued ORs: as for Serial 1 Offrs/WO1s: Embroidered badge, 4.5cm x 3.5cm None
31	Jacket and trousers: Boots Rank Badges TRF Qualification Badges Employment Badges	As issued As issued Either: Olive green slides with black rank insignia. "CAMUS" in black lettering at the base. Or: standard issued MTP slides Note that the crown within the wreath insignia is only to be worn by WO2 in BSM appointments. All other WO2 to wear large crown insignia. The Corps RSM is entitled to wear the Corps RSM badge. CAMUS TRF worn on the right arm. Only those authorised in Part 9 of Army Dress Regulations may be worn. Not worn
32	Stable Belt	Not worn
33	TRF	As Serial 5 worn on the right sleeve. Note that the CAMUS TRF is to be worn by all CAMUS personnel in this order of dress irrespective of the Corps or Division to which an individual may be attached.

No 10 Dress

Serial (a)	Main Features (b)	Description (c)
-----------------------	------------------------------	----------------------------

Serial (a)	Main Features (b)	Description (c)
		Dress. This badge is to be removed when the individual is no longer employed directly as a bandmaster.
36	Trousers	Offrs: Blue overalls with 1 7/8 th in scarlet stripe down outside seams. SNCOs/Cpls – Blue patrol trousers with 1 7/8 th in scarlet stripe. Females: Plain ankle length dark blue barathea dress.
37	Footwear	Offrs: Mess Wellingtons (boxed for spurs, spurs worn by Field Officers). ORs: George boots. Females; Black court shoes.

No 13 AND 14 Dress

Serial (a)	Main Features (b)	Description (c)
38	Headdress:	Officer's SD Cap: Khaki barathea. Dark brown leather chinstrap. Small gilt (22 line) buttons. Corps cap badge. Beret: Blue issued beret worn with Corps metal cap badge. .
39	Shirt and Jersey	Shirt as issued worn with sleeves rolled up with no jersey. Jersey: Issued Jersey Heavy Wool (JHW)
40	Trousers	Issued Barrack Dress trousers or skirt/slacks for females.
41	Rank Badges Qualification Badges Employment Badges	Offrs: Bath star, plain bright gilt, plain crown worn on epaulettes of shirt or on plain olive green rank slide on JHW. WO1, BSM and DM: In shirts, rank insignia worn in metal on leather wrist strap otherwise sewn onto sleeve of JHW. Note that the Corps RSM is entitled to wear the Corps RSM badge. ORs: Khaki worsted with green backing sewn onto shirt or JHW. Only those authorised to be worn in perpetuity as listed in Part 9 of Army Dress Regulations may be worn. Not worn.
42	Stable belt	Worn in No 14 Dress - as per Ser 7.
43	Accoutrements	None
44	Pullover	Jersey Heavy Wool in No 13 Dress

Serial (a)	Main Features (b)	Description (c)
45	Footwear	Offrs: Brown Oxford pattern shoes. ORs: Black shoes.

Notes:

1. WO1s in any appointment are authorised to wear officers' dress and accoutrements.

DC/ADC/001

4 Oct 12

ADC

Copy to

COS DC
P&C Mgr

INFORMATION NOTE TO ARMY DRESS COMMITTEE - OFFICERS UNIFORM ALLOWANCE - CENTRAL CONTRACTS

Issue

1. The practicality of replacing the current officers' uniform allowance by centrally funded contracts for the provision of most or all items on a one time issue basis, with routine maintenance being achieved at personal expense, but defrayed through established tax allowances. The aim is to achieve a more cost effective solution, less susceptible to fraud, and with improved control of the specification of items.

Recommendation

2. The ADC is invited to note:
- a. The scale and complexity of this issue, and the degree of staff effort required to initiate large scale change, which will impact on the assumed savings/benefits. Against this background a phased approach will probably be required.

And direct:

- b. That DC should take steps to identify items already provided through current contracts and inventory stock (either as scaled issue or under repayment) that could be utilised to reduce the level of uniform allowance – reporting back to the next ADC (Para 6).
- c. The formation of a working group led PS12 to capture fully the scope and saving/benefits of any major change to uniform allowances; noting that this needs to consider both Senior NCOs and Senior Officers allowances (Para 9).

Background

3. Civilian tailors have attended RMA Sandhurst for many years, and generally offer to supply as a package all the uniforms and accoutrements that an Officer Cadet requires upon commissioning that are not supplied at public expense – notably No 10 (Mess) Dress. Regimental Tailors have evolved whereby Corps and Regiments would appoint a specific tailor(s) to whom they advised their Officer Cadets to take their business. This has assisted in maintaining some control over the specification of uniforms, and has also allowed tailors to offer more competitive business by specialising and dealing with grouped custom.

4. This service is generally aligned with the available uniform allowance, although some tailors charge above the rate, either to provide a higher quality product, or because the specification of certain regimental uniforms is economically beyond the standardised grants. Conversely, some tailors for some regiments and corps are presently known to offer openly extra items of uniform or civilian attire as part of their package in order to attract custom, implying that it is possible for some corps to provide the compulsory package at less than the standard grants.

Requirement

5. The items required for Mess Dress as well as the accoutrements required for No 2 Dress are significant. At Annex A is a list of items required by a newly commissioned Officer. Most would require a supply and fit contract arrangement, although some items could be provided through held inventory stock, and some might be supplied through amendment of existing managed items and contracts. It would be prudent as a first step to ensure that uniform allowances are minimised where possible through the use of existing stock items wherever feasible¹. It is therefore recommended that DC should identify potential “quick wins”, and report back to the ADC at its next meeting.

6. It is assumed that the maintenance of any issued uniforms, and minor alterations to deal with promotion etc would remain the responsibility of the individual and funded through tax allowances.

Financial and Resource

7. Any change process would require considerable and concerted staff effort in MOD Army PS, Defence Clothing and regimental HQs. This would apply particularly for Mess Dress where the patterns and specifications are presently held and controlled by the regiments and would have to be captured, and then rationalised to achieve economies of scale. At the present time of structural change and reductions in manning, it must be questionable whether these organisations are capable of dealing with a large scale “big bang” programme to bring all items rapidly under centralised arrangements. It is likely that a phased approach with appropriate pilot projects would be required to deliver any change, and this must further factor in proposed strategic changes to Defence logistics².

8. A separate work strand would be required in order to fully consider the VFM for the taxpayer, and the potential benefits in progressing this concept further. The Future Army Dress (FAD) programme shows that large scale common user items can be transferred from an allowance based system to a centralised contract, with potentially attractive savings³. It is recommended that such work should through a working group led by PS12, with DC Team as a major stakeholder. The working group should meet, establish terms of reference, and produce an initial scoping report to the next ADC.

9. There would be a specific resource requirement from within DC Team. New skills sets would be needed to be gained and/or new personnel employed in order to deal with items such as male and female Mess Dress of which there is limited experience within the current team.

¹ For example, it is questionable why berets appear to feature in uniform allowances at Savile Row prices, when these are generally available as stock items for scaled issue or repayment. Similarly Marcella fronted dress shirts are also available for purchase by RAF officers, and there appears no reason why this could not be extended to the Army.

² Logistics Commodities and Services Transformation – delivering in 2016 -18.

³ A FAD suit, as a stock item, is approximately one sixth the price of the tailored garment previously acquired by officers under private arrangements. The additional costs of management and inventory control are minimal because the item falls within the management of the item for all ranks. The savings that might be achieved with Mess Dress would be considerably less because of the smaller scales involved, the complexity of the range, and the supply and fit rather than stock solution that would be required.

10. A change to the way that the officers clothing allowance is procured would have an impact on the amount of stockholdings (and its cost) currently held and managed by the DC Team in a time of stock rationalisation.

Industrial Issues

11. Any change would inevitably have a significant impact on the business for tailors, an area that is demonstrating considerable fragility in the current economic climate. Any benefits analysis would have to take this into account, and it is recommended that some form of industrial representation should be included in the VFM study.

Full Scale of the Matter

12. The issue potentially extends beyond the kitting out of newly commissioned officers. Senior NCOs also acquire Mess Dress through allowances. Because the allowance does not generally cover the full cost of the requirement, and a significant personal contribution is required, the market appears to be more competitive and less susceptible to fraud. It is in the individual's interest to seek the most cost effective solution. There would be a need to align any action on officers' dress and allowances to ensure that there is no appearance of disadvantaging further the SNCOs.

13. Senior officers also receive automatically an additional uniform allowance on promotion to enable them to purchase General Staff items, and any new solution would need to account for this requirement. It might also be prudent for the ADC to consider whether this area is potentially open to abuse, and whether it requires similar warning action to that proposed for new officers.

██████████

Col
DC TL

Annexe:

A. List of Requirements for newly commissioned Officers.

Annex A to
DC/ADC/001
Dated 4 Oct 12

Serial	OOD	Uniform Item	Comment
4.3.1	2 Dress	Service Dress	(Number 2 Dress uniform as discussed is supplied at source. However, accoutrements varying upon cap badge are currently supplied by Regimental tailors and are consequently within the scope of the question)
4.3.2	2/10/13 Dress	Number 1 dress hat (male)	A misnomer as this hat is worn in number 2 dress 'with leather' Officers headwear, including berets, has always been supplied within the allowance
4.3.3	2/10/13 Dress	Number 2 dress hat (male)	A misnomer as this is a khaki hat also worn with number 13 (Barrack) dress
4.3.4	2/10/13 Dress	Number 1 dress hat (female)	A misnomer as this hat is worn in number 2 dress 'with leather'
4.3.5	2/10/13 Dress	Number 2 dress hat (female)	A misnomer as this is a khaki hat also worn with number 13 (Barrack) dress
4.3.6	2/10/13 Dress	Side hat	Authorised wear for some Regiments/Corps
4.3.7	2/10	Beret (and Badge)	As mentioned above, Officers' berets are purchased via tailors/hatters and are of a (perceived) superior quality to soldiers' issued berets. An addition to contract would therefore be necessary comprising all Officers' berets. Beret Badges – these are often embroidered and unique to Officers; again, a full review would be required in order to effect small quantity purchases.
4.3.8	2/10/13 Dress	Hat badges	Many have now been codified due to OP BRIDGES. However, a full review of the requirement would be needed to include privately purchased items

4.3.9	2 dress	Tie	Numerous different patterns in addition to the current, issued, all ranks version. A full review would be required.
4.3.10	2/13 dress	Shirt	More exceptions than there are rules – FAD introduced long and short-sleeved male and female patterns but some Regiments/Corps also insist that their Officers buy their own
4.3.11	2/13 Dress	Rank stars/crowns	Many have now been codified as a result of OP BRIDGES. However, a full review of the requirement would be needed.
4.3.12	2/13 Dress	Collar badges	Many have now been codified as a result of OP BRIDGES. However, a full review of the requirement would be needed
4.3.13	2/13 Dress	Buttons	Many have now been codified as a result of OP BRIDGES. However, a full review of the requirement would be needed
4.3.14	2/13 Dress	Sam Browne (male/female)	Basic version is issued but variations are covered by grant such as pigskin, whistles
4.3.15	2/13 Dress	Cross Belts	Most currently covered by grant
4.3.16	2/13 Dress	Braces	Would officers wear soldier pattern or would they continue to expect a superior quality as supplied by tailors?
4.3.17	2/13 Dress	Footwear male/female	Brown shoes as worn at Sandhurst issued at public expense but some Regiments wear velkshoen, jodhpur boots, brogues etc – a full review would be required
4.3.18	10 Dress	Jacket male	Many and varied with piping, pattern, material variations – this would be a huge project
4.3.19	10 Dress	Jacket female	As above but female pattern
4.3.20	10 Dress	Dress	Female pattern – a particularly specialised requirement for which we currently have no contractors who could complete these items nor any experience within the teams
	10 Dress	Rank stars/crowns	Many and varied for Mess Dress and none (?)

4.3.21			currently codified – a full review would be required
4.3.22	10 Dress	Nether wear (male)	Trousers for some with variations of striping. Overalls for others with variations of striping (we currently ask that striping for No 1 dress is fitted by contract tailors)
4.3.23	10 Dress	Footwear (male)	George boots issued at Sandhurst, Wellingtons have been removed from inventory and only purchased under Local procurement for Public Duties and would therefore have to be re-introduced to the inventory
4.3.24	10 Dress	Footwear (female)	May be in inventory but full review would be required
4.3.25	10 Dress	Spurs	Many and varied and a full review to fulfil the various requirements would be required
4.3.26	13 Dress	Pullover/Jumpers	Regimental/Corps patterns currently authorised for wear but privately funded. A full review would be required

All Corps Colonels
Adjutant RMAS

Oct 12

INITIAL UNIFORM GRANT – INDUCEMENTS FROM CIVILIAN TAILORS

1. You will all be aware that officers (both DE and LE) receive a cash grant to purchase items of uniform not provided from public sources. This Grant, known as the Initial Outfit Grant, is specifically designed to provide Mess Dress and accoutrements to complete both the No 10 Mess Dress as well as the No 2 Service Dress uniforms. The Grant was last reviewed and set in 2009 by the Army Dress Committee. The Committee reviewed the items that needed to be purchased and agreed an average cost for each item. This average cost was derived from a broad spectrum of civilian tailors all of whom were on the list of approved tailors of at least 3 Regiments or Corps with all producing items that met the required specification to an acceptable quality. For reference, an extract of Part 10 of Army Dress Regulations is at Annex A and shows the list of items that make up the Grants for each of the three categories of officers.
2. It has become increasingly apparent that some tailors are offering inducements to young officers by not only offering a package that provides all the compulsory items that an officer will require but also adding optional items of dress or accoutrements for free. These optional items include a sword, regimental blazer or 3 piece suit etc.
3. This is clearly unacceptable and must be stopped. The first reason is that Her Majesty's Revenue and Customs (HMRC) will consider these items to be benefit in kind and the individual will be liable to tax on their retail value. The reason for doing so is that the individual has received the items required of the Army but has then received additional items at the expense of the tax payer. HMRC would then also have a very good case for demanding that the Army reduces the Grant such that there is only sufficient to purchase the compulsory items from the tailor delivering the poorest quality products. This links to the second and perhaps more important reason: for a civilian tailor to create the headroom to provide the inducement, he must deliver the compulsory items at a much reduced cost. Bearing in mind that the trade price of an Infantry pattern sword is in the region of £600, some tailors must therefore be providing the compulsory items for less than £1500 (£2122 less £600). As the cost of individual items within the Grant was based on the average cost for an acceptable quality from a range of tailors, it can only mean that tailors that offer inducements can only do so at the expense of the quality of the Mess Dress and accoutrements.
4. This has also become apparent as some Mess Dress jackets are not made from the superfine doeskin as specified in most Corps or Regimental Dress regulations but imitations that cannot withstand the rigours of life in an Officer's Mess and quickly look shabby and misshapen. Similarly gold lace may be of inferior quality devoid of any actual gold thread.
5. I would therefore ask you to firstly to inform your Regimental and Corps representatives at Sandhurst that inducements are not acceptable and no young officer is to accept any additional items without paying the full retail price for them from his/her own pocket. Secondly to ascertain whether any of your approved tailors have offered inducements in the past and to look at the quality of their Mess Dress when compared to those made say 10 years ago. As a result, you may wish to review your list of approved tailors. If a tailor who has offered inducements in the past remains on your list and in the future provides the compulsory items for the total of the Grant without delivering better quality than in the past, then it is highly likely that the tailor will be making a significant and unacceptable profit at the expense of your young officers and the public purse.



REGULAR ARMY OFFICERS' INITIAL OUTFIT GRANT

Required by All Officers (less Bereted Corps & Regiments and SCOTS)	
Mess Kit (average cost including jacket, waistcoat and trousers or overalls)	£1000
No 1 Dress Cap and Badge	£140
SD Cap and Badge	£170
Beret and Badge x 1	£ 55
Brown/Black Shoes	£100
Various or equivalents Mess Wellingtons	£235
Spurs	£ 42
Marcella Shirt (x 2) & Bow Tie	£140
Misc	£240
GRAND TOTAL	£2122

Required by All Officers – Bereted Corps & Regiments	
Mess Kit (average cost including jacket, waistcoat and trousers or overalls)	£1000
Beret and Badge x 3	£ 143
Brown/Black Shoes	£100
Various or equivalents Mess Wellingtons	£235
Spurs	£ 42
Marcella Shirt (x 2) & Bow Tie	£140
Misc	£240
GRAND TOTAL	£1900

Required by Officers of The Royal Regiment of Scotland	
Mess Kit	£830
Marcella Shirt (x 2) & Bow Tie	£140
Ball Hose	£95
No 15 Dress Jacket	£500
Highland Buckle Brogues	£99
Sgean Dubh	£70
Tam O'Shanter x 2	£100
Misc	£116
SCOTS TOTAL	£2000

Notes:

1. The list of costed items does not include any optional regimental items such as whips and canes, 2nd pr of SD trousers for barrack wear, No 1 Dress

UPDATE ON NEW UNIFORMS FROM ARMY HQ LOGISITIC SUPPORT BRANCH

1. **No 2 Dress** After a supply gap of 6-9 months , issues have continued of No 2 Dress to Fd Army and TA units. During the supply gap, all available stock was earmarked for the ITG Phase 1 units and RMAS. During the supply gap some 1200 surplus No 2 Dress uniforms from Fd Army units to the ITG were 'cross-serviced'. Approx 2045 No 2 Dress uniforms were delivered to the Depot in Sep/Oct with a further 260 Gds uniforms due in Dec. DC advised that as the supply situation improves the outstanding 'dues-out' will be met.
2. No 2 Dress has been issued to TA units since Sep 12 but this has been sporadic and progress has been slow due to availability. It is estimated that some 80-85% of the Army now has No 2 Dress. Based on current availability forecasts we expect to have completed the roll-out by 31 Mar 13.
3. **Barrack Dress** There have been no problems with the supply of BD except for some shortages in some particular sizes of trousers. It was discovered that initially the ITG were not issuing BD to recruits as they never wore the uniform during Phase 1 Trg. This is no longer the case. Those affected have/are being issued BD by parent units.
4. **PCS CU** The roll-out of the new Combat Uniform is going according to plan and, subject to availability, issues to the Fd Army and TA units will be completed by 31 Mar 13. The supply of uniforms has improved recently and we have directed units to demand early. The Army Tr4 allocation of 35k mans worth has been allocated almost exclusively to the TA, UOTC and ACF Perm staff/instructors. There is only sufficient availability to issue to the UOTC Sep/Oct Cadet intakes. Previous years UOTC intakes will remain in CS95 Woodland until availability improves or they reach RMAS.
5. The ACF/CCF bill is approx 75k mans worth. These have not been included in the main Fielding Plan and issues will be made under the normal unit demand system in accordance with Sp Comd Cadet Branch priorities.
6. The roll-out was affected by Op OLYMPIC and TA units supporting the VSF received an early issue.
7. The PCS jacket is being redesigned and is likely to be available from late 2013.
8. **Lightweight Waterproofs** Deliveries into the Depot are expected in Nov 12. There is a Draft Fielding Plan based on the priorities laid down by Army HQ Cts.
9. **Brown Boots** Initial deliveries are expected into the Depot in Feb/Mar 13. There is a Draft Fielding Plan but there are still funding issues over the Fielding timetable. There is some debate over the scale of issue. Some 33 x Sizing Packs will need to be issued to the Fd Army and Sp Comd. This will allow units/individuals to select the most suitable boots from the ranges. Each sizing pack will have 144 pairs of boots. [Once the Army Command Group has made a decision \(not before Jan 13\) on how to fund the fielding timetable, a detailed plan will be produced to notify the order in which Formations will receive the new boots.](#)
10. **Para Smock**. The Para Smock in MTP but almost identical design to the CS95 version is now on issue controlled by 16 AA Bde.



**Ministry of Defence
Directorate of Personal Services (Army) – PS12(A),**

[Redacted]

ARMY

Telephone
Facsimile

[Redacted]

Military
Facsimile

[Redacted]

Email Ext
Email Int

[Redacted]

See Distribution

Reference: D/PersOps/25/1/1/PS12(A)

Date: 28th May 13

RECORD OF DISCUSSION AND DECISIONS OF THE 349th MEETING OF THE ARMY DRESS COMMITTEE HELD IN HEADQUARTERS LAND FORCES ANDOVER ON TUESDAY 7th MAY 2013

Rank (a)	First Name (b)	Surname (c)	Appointment (d)	Remarks (e)
Maj Gen	Richard	Nugee	DG Pers	Chairman
Brig	Matthew	Lowe	D Pers Ops	
[Redacted]	[Redacted]	[Redacted]	SO1 PS12(A)	
[Redacted]	[Redacted]	[Redacted]	CO JSAU (L)	Female Dress Rep
[Redacted]	[Redacted]	[Redacted]	AcSM RMAS	
[Redacted]	[Redacted]	[Redacted]	Sec ADC PS12(A)	Secretary

In Attendance



[Redacted]	[Redacted]	[Redacted]	COS DC T	
[Redacted]	[Redacted]	[Redacted]	SO2 Log Sp HQLF	
[Redacted]	[Redacted]	[Redacted]	A/Parade & Ceremonial Manager DC T	
[Redacted]	[Redacted]	[Redacted]	RQM Parade & Ceremonial DC T	
[Redacted]	[Redacted]	[Redacted]	Army Historical Advisor	



Apologies

[Redacted]	[Redacted]	[Redacted]	AD Log Sp HQLF	
------------	------------	------------	----------------	--

Item	Discussion/Decision	Action
Item 1. Welcome	The Chairman welcomed everyone to the 349 th Meeting of the Army Dress Committee.	
Item 2. Minutes of 348th ADC	Approved	
Item 3. Matters Arising	The only matters arising concerned the Chairman's wish that the Reserve Army should be represented on the Committee. The Secretary explained that AD Reserves had nominated an appointment within ARMY HQ to be the representative but the post is currently gapped.	
Item 4. Record of OOC Decisions	<p>Bloodhound Project Team. The Team Leader asked if military team members could wear a project team badge on PCS and a project shirt during public and media events in order to maximise the PR value of REME officers' and soldiers' involvement in the project. The proposal was circulated out of committee but was unanimously rejected by Committee members. The Chairman supported this view</p> <p>Decision. Not Approved by ADC. Decision 4274</p>	
Item 5. Review of Uniform Grants	<p>The Secretary tabled a paper on the Review of Uniform Grants recommending changes to all the various uniform grants to bring them up to date. The recommendation for each grant is shown at Annex A to these Minutes. The Secretary explained that the paper had been circulated to all Corps Cols and Committee members and had received universal support. As funding for all Uniform Grants is already in place and the paper's favoured option (Option 3) generated a reduction of at least £300k in the annual costs of grants, the recommendations were approved in full. The reduction is likely to be the minimum as the system of capped actuals introduced at the same time will reimburse individuals on the basis of appropriate receipts. This will ensure that any residual amount from the Grant remains within Defence and not the pocket of the individual. DC T stated that there was a possibility of issuing officers some items in the Initial Outfit Grant from contract – the Marcella shirt was an example which is already issued to RAF officers. DC T agreed to report back to the next meeting on other items which could reduce the overall costs. The new grants were available from 1 Apr 13 but were not to be paid retrospectively.</p> <p>Decision. Approved by ADC. Decision 4275</p>	<p>All Corps Cols</p> <p>DC T</p>




Item	Discussion/Decision	Action
	<p>The Chairman asked how the revised Grants and the new system of capped actuals were to be promulgated to both the Regular and Reserve Army and the Secretary stated that it was his intent to produce an Army Briefing Note explaining the new rates. The detail would be published in a revised Part 10 of Army Dress Regulations (ADR) which is now easily accessed on DII. PS10(A) will produce guidelines down the SPS communications chain so that RAO staff are aware of how to process claims for Uniform Grants.</p> <p>With regards to maintaining the quality of uniforms for young officers on commissioning, the Secretary explained the process of inspections that will be conducted at RMAS towards the end of each term by the Household Division Master Tailor. The Academy Adjutant will arrange for cadets with Mess Dress made by a range of civilian tailors to be inspected by the Master Tailor who will look for quality of fit and provide a report if required to the appropriate Corps Col who can decide whether to retain that particular civilian tailor as one of the approved Corps Tailors. Both DC T and the Historical Advisor asked if they could also be present at these inspections in order to provide a view of the quality of materials/cloth. Sec ADC undertook to coordinate these inspections with the Academy Adjutant and publish dates.</p> <p>Afternote: The next Master Tailor's Inspection is scheduled for 1st Aug 13 at RMAS - time TBC.</p> <p>With regard to the TA Officers partial Initial Outfit Grant which is designed to provide the additional items of No 2 Dress not already issued (No 1 and No 2 Dress caps and shoes), Measure 48 of FR20 enhancements includes an option to provide all newly commissioned TA officers and newly promoted TA SNCOs with the same grants as their Regular Army counterparts. If approved, this Measure would replace the partial Grant approved by the ADC. However ADRs will only be updated with the partial grant until such time as Measure 48 is fully approved. Newly commissioned TA officers are also entitled to the free issue of a Sam Browne belt or eligibility to the Non-Standard Belt Grant</p>	<p>Sec ADC</p> <p>PS10(A)</p> <p>RMAS</p> <p>Sec ADC</p> <p>DC T</p>
Item 6.	Item removed.	
Item 7. SASC Dress Proposals	<p>HQ SASC proposed a marginal change in the design of the colours of the stable belt as well as a change to a side fastening with leather straps, Corps rank slides in olive green, the wearing of the SASC qualification badge on the sleeve in Barrack Dress and changing the gilt buckle worn on the No 2 Dress parade belt with a silver buckle. All were approved with the exception of the qualification</p>	<p>HQ SASC</p>

Item	Discussion/Decision	Action
	<p>badge. The Committee reinforced the current regulation that only those badges that are worn in perpetuity may be worn in Barrack Dress. The Committee noted that the correct head wear for officers and WOs1 of the SASC when wearing Barrack Dress is the Service Dress Cap and not a beret and asked HQ SASC to enforce this. There appeared to be other anomalies within the current version of SASC Dress Regulations and asked the Secretary to resolve these with the Corps Lt Col and Corps RSM.</p> <p>Decision. Approved in part by ADC. Decision 4276</p>	<p>Sec ADC Corps Lt Col</p>
<p>Item 8. INTELLIGENCE CORPS TRF</p>	<p>RHQ Int Corp had proposed a design for a TRF which previously was never worn. The design reflects the Int Corps stable belt colours and worn with a central buckle. The Committee approved the design below using the following dimensions and Pantone Colours:</p> <p>Cypress Green – 20mm each side Pantone 350 French Grey – 15mm wide in centre Scarlet – 2 x 2.5mm</p>  <p>The Committee noted that as with all other TRFs, the Int Corps TRF was not to be procured or tailored at public expense.</p> <p>Decision. Approved by ADC. Decision 4277</p>	<p>RHQ Int Corps</p>
<p>Item 9. Badges</p>	<p>a. RE Divers Badge. HQ RE proposed that the Divers badges be worn on Combat Uniform. The Committee noted that EinC had previously proposed this in 2002 when the ADC rejected it. After some discussion, it was clear that the use of Army Divers had changed significantly since 2002 and in the Committee's view now ranked alongside EOD/ATO and SF Wings for risk and rigour. The proposal was approved noting that the badge may be procured and sewn onto the blanking plates at public expense. The Divers Badges are to be worn on the right blanking plate of PCS-CU below the TRF. Only one badge is to be worn below the TRF so if the wearer is EOD/ATO qualified as well as an Army Diver, he/she must decide which badge is worn. If the wearer is also entitled to SF or PARA wings these are to be worn above the TRF.</p>  <p>Decision. Approved by ADC. Decision 4278</p>	<p>HQ RE</p>


Item	Discussion/Decision	Action
	<p>b. 216 (Para) Sqn R SIGNALS. RHQ R SIGNALS proposed that an emblem that has been used unofficially by the Sig Sqn supporting 16 AA Bde on letterheads and units signs in the past is now formally authorised. The Committee considered the badge shown below to be entirely appropriate provided firstly that it is never worn as a badge on uniform and secondly that it's production and use is not at public expense.</p>  <p>Decision. Approved by ADC. Decision 4279</p> <p>c. Recruiting Group. Col Army Recruiting proposed a Formation Sign to be worn by all military staff on the establishment of the Recruiting Group (RG). With over 700 military staff in a large number of locations spread across the country, there is a clear rationale that a Formation Flash will create a stronger esprit de corps. There is also the clear benefit that those involved with recruiting stand out clearly to potential recruits. The design shown below has long been associated with recruiting and the Committee considered it to be very appropriate. However as with all other Formation Flashes it is to be no larger than 6cm x 6cm and is to be procured and tailored at private expense. It is not to be worn on any other uniforms than Combat Uniform.</p>  <p>Decision. Approved by ADC. Decision 4280</p> <p>(Note that the ADC approved a design that had the inscription "Recruiting Group" on the scroll.</p>	<p>RHQ R SIGNALS</p> <p>HQ RG</p>
<p>Item 10. DCLF Frock Coat</p>	<p>MA DCLF on behalf of DCLF proposed that the appointment of DCLF is added to the list in Part 10 of Army Dress Regulations of those General Staff officers who are entitled to wear the General Staff Frock Coat. Although the Committee was aware that the current DCLF's predecessor wore a Frock Coat on occasions, this was for reasons entirely separate from his appointment within ARMY HQ. As there was no precedent and DCLF ceremonial duties are not significant, the Committee was of the view that the appointment should not be added to the list particularly as the cost of each Frock Coat is very high.</p>	<p>MA/DCLF</p>

Item	Discussion/Decision	Action
	<p>Decision. NOT APPROVED by ADC. Decision 4281</p> <p>Afternote: DCLF had written to the Chairman but his letter was not received in time for the meeting. Consequently the Committee is reconsidering its decision.</p>	
<p>Item 11 Update on New Uniforms.</p>	<p>a. No 2 Dress. The issue programme was some 15 months behind schedule although the Regular Army is now 90% complete. Jackets and trousers are separate demandable items which should reduce wastage and tailoring costs. All Ph 1 recruits now pass out with a complete No 2 Dress uniform and stocks of all sizes have now improved. The issue to the Reserve Army should be complete by May 14. The Chairman directed that the date after which all Regular Army personnel may no longer wear their old-style of No 2 Dress is now set at 1 Jan 14.</p> <p>Decision. APPROVED by ADC. Decision 4282</p> <p>b. PCS-CU. The new brown coloured combat boots are now being issued to all Ph 1 recruits including RMAS. It is available as a supercession item for the black combat boots. Units are therefore discouraged from demanding large quantities of boots to affect a change-over of the unit to the new boot in one go because this will lead to shortages and could impact on issues to recruits and to those who are in real need of a replacement boot. A modified lightweight PCS jacket will be available from Sep 13 also as a supercession item. This jacket will have minor design changes and although it will retain the blanking plate, it will be much softer than the stiff Velcro patch on the current jacket. The forearm protection pockets are also being removed. The modified jacket is still designed to be worn outside the trousers, but the changes to the sleeves will allow the jacket sleeves to be rolled up more easily. The ADC will seek delegated responsibility to provide direction on how combat uniform is to be worn in barracks leaving responsibility for direction on training, exercises and operations to the chain of command.</p>	<p>All Corps Cols</p> <p>All Corps Cols</p>
<p>Item 12. Items for Discussion.</p>	<p>a. Senior Officers Dress. The Chairman had remarked on the practise of General Staff officers wearing rank slides from their previous Regiment or Corps. The Secretary explained that this is contrary to General Staff Dress Regulations but senior officers are generally unaware of these Dress Regulations. They continue to wear a number of items from their previous Regiment or Corps in No 1 and No 2 Dress as well as Combat Uniform. The Chairman asked for a draft note for him to consider sending to General Staff officers.</p> <p>b. Emblems on Medal Ribbons. The Chairman</p>	<p>Sec ADC</p>

Item	Discussion/Decision	Action
	<p>recently received a letter asking for a review of the regulations that limit the number of the same Level 4 emblem to one that can be worn on a campaign medal. The regulation was set in 1919 as a number of individuals have been awarded the recently introduced MiD. The lack of space on the medal ribbon meant that irrespective of how many MiDs had been earned only two emblems could physically be worn. The War Office therefore decided to limit the number of emblems to one. This regulation was continued during and after the 2nd WW and is still in place now. More recently 3 other emblems have been introduced so already there will be an issue with an individual who may be awarded both an MiD and a QCVS. Although both emblems can be displayed on the full and miniature sized medal ribbon, both can not be worn on the ribbon in non-ceremonial uniform. Although the ADC does not have the remit to change this regulation, the Committee felt that it was “right” for an individual to display all the awards that he/she has earned and the Chairman asked for potential options to be discussed at the next meeting to allow an individual to display all awards.</p> <p>Afternote: The Chairman asked PS12(A) for a view of the potential options by the end of Jun.</p> <p>d. Army Flag. The Secretary explained that the current Army Flag (Royal Crest on scarlet background) is not a National flag and therefore can not be flown or carried on parade when other consecrated emblems are present nor when the RN or RAF Ensigns are present as these are national flags (they carry the Union Flag in the top quadrant). The Army has therefore been represented by a full size Union Flag. Examples of this can be seen on the Cenotaph in Whitehall where the Union Flag is flown in the centre of the stand. Correctly the Union Flag should always be flown in the senior position which to the observer is always on the left but because the Union Flag represents the Army, it is placed in the centre. If the Army was represented by an ensign, then it could replace the Union Flag. Although the Army has an ensign (a defaced blue ensign with the Army crest on the fly), it is only flown on Army vessels and can be confused with the many other defaced blue ensigns flown by other Government departments and some Commonwealth countries. The Secretary explained that a new ensign could be introduced of royal crimson with the Army crest on the fly. Crimson has traditionally always been the Army colour (as shown on officer’s ceremonial waist sashes) although it is assumed that the colour is scarlet from the Full Dress uniforms. The Committee were in favour of this change and with one of the biggest re-organisations of the Army taking place now with much closer integration of the Reserve Army, this was a good opportunity to introduce a new flag not just to all parts of the Army but to the Country as a whole. The Chairman asked the Secretary to produce a paper explaining the proposal with the implications of</p>	<p>Sec ADC</p> <p>Sec ADC</p> <p>Sec ADC</p>

Item	Discussion/Decision	Action
	<p>changing, costs and how such a change may be authorised.</p> <div style="display: flex; justify-content: space-around; align-items: center;"> <div style="text-align: center;">  <p>Current Army Flag</p> </div> <div style="text-align: center;">  <p>Current Army Ensign</p> </div> </div> <div style="text-align: center; margin-top: 20px;">  <p>Proposed Army Flag</p> </div>	
<p>Item 13. Any other Business and Date of Next Meeting</p>	<p>There was no other business and the meeting concluded at 1410 hrs. The date of the next meeting would be in the Autumn – date to be confirmed.</p>	

{Original Signed}


 Lt Col (Retd)
 Secretary Army Dress Committee
 for Director General Personnel

Annexes:

- A. Revised Terms of Reference.
- B. Update from Defence Clothing and Textiles IPT - Future Army Dress (FAD).

Distribution:

External:

Action:

SHAPE (for D/UKNMR(A))
 HQ JFC (SO1 Co-Ord and Engagement)
 PJHQ (for DACOS J1)
 ARMY HQ (SO1 Log Sp Availability Mgt & SO2 G4 Cadets)
 HQ ARRC (for G1 Ops SO2)
 HQ 1 (UK) Armd Div (for G1 & G4)
 HQ 3 (UK) Div (for G1 & G4)
 HQ Sp Comd (for ACOS Pers)
 HQ UKSC(G) (for G1 & G4)
 HQ 101 Log Bde (for BOWO)

HQ 102 Log Bde (for G1-G4 SO3)
HQ LONDIST (for Log Sp Cer SO2)
HQ BF Gibraltar (for J1 SO2 & JAOOC)
HQ BF Cyprus (for COMD SO1 J1 & J4)
HQ BF South Atlantic Islands (for Staff Assistant J1/J4)
HQ H Div (for Bde Maj)
HQ RAC (for SO1 and CRSM)
RHQ RA (for Regt Col & Regt Pol SO2)
RHQ RE (for Regt Col & Corps RSM)
RHQ R SIGNALS (for C and H SO1)
HQ INF (for G1 PERSOPS SO2 and RSM)
HQ Foot Guards (for Div Col)
HQ Queen's Div (for Lt Col)
HQ King's Div (for Lt Col)
HQ Prince of Wales's Div (for SO2)
HQ RIFLES (for Lt Col)
HQ PARA (for SO2)
RHQ SCOTS (for Regtl Sec)
RHQ RIFLES (for Asst Regtl Sec)
RHQ R IRISH (for Regt Sec)
RHQ PARA (for Regt Sec)
RHQ Brigade of Gurkhas (for Regt Sec)
RHQ AAC (for Regt Sec)
HQ DSF (for JSFSG)
HQ RACHD (for Staff Chaplain & Senior Chaplain Soldier Training)
RHQ RLC (for Regt Col & Corps Adjnt)
HQ AMS (for Regt Sec)
RHQ REME (for Pers Pol SO2)
RHQ AGC (for Plans and Co-ord SO2)
HQ SASC (for Lt Col & Corps RSM)
HQ INT CORPS (for Corps Adjnt)
HQ RAPTC (for ADJT & CRSM)
HQ CAMUS (for Corps RSM and Corps Sec RO2)
HQ RG (for G1 Comd Gp, COS)
HQ ARTD (for G1, G4 & Plans, SQM)
HQ RMAS (for Adjnt & QM)

Information:

RN (for CAP LOG SC OPS POL SO1)
RM (for FLEET Asst Corps Sec)
RAF (for UCPSM Cer and Pol)
National Army Museum ()

Internal:

Information:

All Committee Members and those in attendance.
DPS(A)
PS10 (A) (for SO1 and SO2 Allces Policy)
CGS GS (for Army Pol Pers/Infra SO2)
D Manning (A) (for SO1 Diversity)
DMC-Ops PR(A) (for SO2 Plans Coord)
CIO (for CI CMem Analysis 8)
MOD RQMS

REVISED INITIAL OUTFIT GRANTS

Required by All Officers (less Corps & Regiments that wear berets and trousers, SCOTS and other specified Corps and Regiments)	
Mess Kit (average cost including jacket, waistcoat and overalls)	£1000
	£140
No 1 Dress Cap and Badge	£170
SD Cap and Badge	£ 55
Beret and Badge x 1	£100
Brown/Black Shoes	
Various or equivalents	£235
Mess Wellingtons	£ 42
Spurs	£140
Marcella Shirt (x 2) & Bow Tie	£218
Misc	
GRAND TOTAL	£2100

Required by Officers of Corps & Regiments wearing berets and overalls (See Note 3)	
Mess Kit (average cost including jacket, waistcoat and overalls)	£1000
Beret and Badge x 3	£143
Brown/Black Shoes	£100
Various or equivalents	
Mess Wellingtons	£235
Spurs	£ 42
Marcella Shirt (x 2) & Bow Tie	£140
Misc	£240
GRAND TOTAL	£1900

Required by Officers of Corps & Regiments wearing Caps and Trousers (see Note 4)	
Mess Kit (average cost including jacket, waistcoat and trousers)	£1000
No 1 Dress Cap and Badge	£140
SD Cap and Badge	£170
Beret and Badge x 1	£ 55
Brown/Black Shoes	£100
Various or equivalents	
Marcella Shirt (x 2) & Bow Tie	£140
Misc	£195
GRAND TOTAL	£1800

Required by All Officers - Corps & Regiments wearing Berets and Trousers	
Mess Kit (average cost including jacket, waistcoat and trousers)	£1000
Beret and Badge x 3	£143
Brown/Black Shoes	£100
Various or equivalents	
Marcella Shirt (x 2) & Bow Tie	£140
Misc	£217
GRAND TOTAL	£1600

Required by Officers of The Royal Regiment of Scotland	
Mess Kit	£830
Marcella Shirt (x 2) & Bow Tie	£140
Ball Hose	£95
No 15 Dress Jacket	£500
Highland Buckle Brogues	£99
Sgean Dubh	£70
Tam O'Shanter x 2	£100
Misc	£166
SCOTS TOTAL	£2000

ARMY RESERVE OFFICERS' INITIAL OUTFIT GRANT

Required by All Officers (less Corps & Regiments that wear berets,)	
No 1 Dress Cap and Badge	£140
SD Cap and Badge	£170
Beret and Badge x 1	£ 55
Brown/Black Shoes	£100
Sam Browne Belt	Free Issue
GRAND TOTAL	£465

Required by Officers of Corps & Regiments wearing berets (See Note 3)	
Beret and Badge x 3	£143
Brown/Black Shoes	£100
Sam Browne Belt	Free Issue
GRAND TOTAL	£243

Required by Officers of The Royal Regiment of Scotland	
Sgean Dubh	£70
Tam O'Shanter x 2	£100
Sam Browne Belt	Free Issue
GRAND TOTAL	£170

Notes:

1. The list of costed items does not include any optional regimental items such as whips and canes, No 1 Dress jackets, side hats, blazers etc
2. Costs incl 20% VAT.
3. For the list of those Regiments and Corps whose officers are authorised to wear berets in No 1 and No 2 Dress, see Part 9 of these Army Dress Regulations.
4. Regiments and Corps that wear trousers in Mess Dress are Ft Gds, most Infantry Regts, RACHD, RADC, SASC and APTC. George Boots issued at RMAS.
5. Detailed receipts will be required for presentation to the authorising officer.

NO 1 DRESS GRANT

Eligibility - All officers in appointments shown in Part 10 of Army Dress Regulations provided not in receipt of the Grant within the previous 12 years.

Male and Female Officers No 1 Dress Grant - £650

GENERAL STAFF PROMOTION GRANT

Regiment or Corps	Grant
(a)	(e)
All Colonels less those promoted from SCOTS.	£1,400
Colonels promoted from SCOTS	£2,100

Note:

1. The Grant is designed to allow officers to purchase the required items for the General Staff Mess Dress as well as replace No 1 and No 2 Dress caps and the purchase of gorget patches, General Staff buttons and cap badges. The grant is payable up to a maximum of £1,400.

PROMOTION GRANTS

Promotion to	Grant	Remarks
(a)	(b)	(c)
To Captain and Major Household Division	£50	Alterations to Mess Dress
To Major, except those regiments and corps that wear berets in No 1 and No 2 Dress or whose captains wear embroidered peaks to their forage caps.	£80	No 1 Dress cap peak
Promotion to General Staff	£1400	See Note 1
To Major General	£300	Gorget patches, cap badges and No 1 Dress cap peaks
To Lieutenant General and General	Nil	
To Field Marshal	N/A	

Notes:

1. The grant on promotion to the General Staff is to purchase the required items for the General Staff uniforms including Mess Dress and for new No 1 and No 2 Dress caps and gorget patches. A Sam Browne is available as a free issue for those who previously did not wear a Sam Browne.

FULL MOUNTED DUTIES GRANT

Officers of the Household Cavalry and King's Troop RHA on first posting to Full Mounted Duty and being supplied with, or having to ride, a horse as part of their duties.

Items	Male Grant	Female Grant
2 prs Riding Boots + trees	£1,900	£1,900
No 1 Dress Jacket x 2	£1,300	£1,300
No 1 Dress Overalls x 1	£160	£320
Breeches x 4	£850	£850
Riding Spurs x 2 prs	£110	£110
No 2 Dress Jacket	Free Issue	Free Issue
Misc	£230	£230
TOTAL	£4,550	£4,710

Notes:

1. Misc includes black shoes for HCMR, whips for both and a supplement for King's Tp to purchase a heavy weight No 2 Dress jacket.
2. King's Tp officers may claim the non-standard Sam Browne Grant to purchase the RA pattern Sam Browne (one time claim only)
3. Grant may be claimed if not claimed in the previous 4 years.
4. Female officers may claim for an additional pair of overalls.

LIMITED MOUNTED DUTIES GRANT

Items	Grant
1 pr Riding Boots and Trees	£950
2 nd No 2 Dress Jacket	Free Issue
1 pr Breeches	£220
Hard Riding Hat	£120
Misc (whip, spurs, gloves etc)	£160
TOTAL	£1,450

Non-Standard Belt Grant

The Grant is up to a maximum capped amount of £500.00 Non-Standard Belt Grant may be claimed by those whose Regiment or Corps do not wear the standard Sam Browne belt. Payment of the Grant is only on the basis of presentation of valid detailed receipts.

ROYAL EQUERRY GRANT

Item	Grant
No 1 and No 2 Dress caps - purchase of second caps.	£320
No 1 Dress jacket ⁽²⁾	£650
No 2 Dress uniform	Issued
No 1 and No 2 Dress accoutrements (cap badges, collar badges, buttons etc)	£60
Shirts No 2 Dress - Scale increased from 4 to 8	Issued
Shoes brown Leather (or black as required)	£110
No 4 Dress - Authorised even though not serving in a Warm Weather Area	Male - Issued Female - £710
No 11 Dress Jacket	£400
Gloves White - Scale increased from NIL to 2	Issued
Greatcoat or cloak (as required)	Loan Pool
TOTAL GRANT - MALE	£1540
TOTAL GRANT - FEMALE	£2250
No 3 Dress - For Royal Equerry to HM The Queen only.	£600

SENIOR NCOS MESS DRESS GRANT

Regiments	Grant
Household Cavalry and Royal Armoured Corps (Higher Rate) LG, RHG/D, QRH, QRL	£1,150
Household Cavalry and Royal Armoured Corps (Lower Rate) QDG, SCOTS DG, RDG, KRH, 9/12L, LD, RTR	£670
SCOTS	£580
All Other	£480

OFFICERS AND SNCO TRANSFER GRANT

Category	Officers' Grant	SNCOs' Grant
(a)	(b)	(c)
Transfers between all Regiments and Corps except RAC and SCOTS	£1400	£300
Transfers to and between LG, RHG/D, QRH and QRL	£1400	£720
Transfers to and between all other RAC Regiments	£1400	£420
Transfers to SCOTS but not between battalions of SCOTS.	£2000	£550
Transfers from SCOTS to another Infantry Regiment	£1800	£455
Transfers between Regiments of Foot Guards	£300	£50
Transfers between battalions of SCOTS and other Infantry Regiments	Nil	Nil

Notes:

1. Transfer must be directed transfers. Individuals are not entitled to the Transfer Grant for any voluntary transfers between Regiments and Corps.