



Ministry of Defence
 Directorate of Personal Services (Army) – PS12(A)

Telephone
 Switchboard
 Facsimile
 E-Mail

Military
 Switchboard
 Facsimile

See Distribution

D/DPS(A)/25/1/1 /PS12(A)

15 April 2005

**MINUTES OF 321st MEETING OF THE ARMY DRESS COMMITTEE HELD AT HQ
 AG UPAVON ON 21 MARCH 2005**

Present	Maj Gen TN Tyler [Redacted]	DAG DACOS Pers HQ LAND SO1 PS12(A) RO2c PS12(A)	Chairman Secretary
In Attendance	[Redacted] [Redacted] [Redacted]	SO1 Future Army Dress (FAD) Customer Liaison Officer (CLO) Army at DC IPT ACLO (Army) at DC IPT DPO 1 DC IPT Hist Adv Asst Hist Adv AcSM RMAS	

ITEM	DISCUSSION	DECISIONS	ACTION
1. Minutes of 320 th Meeting.	The Minutes of the 320th Meeting held on 29 Nov 04 were approved as a true record.		
2. Matters Arising From Current Proposals	a. <u>Senior Warrant Officer Class 1 Rank Badges.</u> The AcSM briefed the Committee on the results of his meeting with RSMs in Jan 05: there was no clear consensus on the need for these Corps badges, and in many cases there was difficulty in identifying the right appointment. The Committee therefore decided that there would be no universal approval for a "Senior" RSM badge, but		



ITEM	DISCUSSION	DECISIONS	ACTION
	<p>should a Corps wish to adopt such a badge in the future then a specific proposal to wear the ADC-approved design would be considered – and providing also it was based on the appropriate senior Corps appointment.</p> <p>b. <u>Female Forage Caps.</u> It was agreed in principle that male caps should be introduced for all females in the Army, but that the proposal should be briefed to ECAB at the same time as the Future Army Dress paper – and that implementation should be built into the FAD timescale.</p> <p>c. [REDACTED]</p> <p>[REDACTED]</p> <p>[REDACTED]</p> <p>Afternote. [REDACTED]</p> <p>(3) [REDACTED]</p> <p>[REDACTED]</p>	<p>Decision 4048</p>	<p>SO1 FAD</p> <p>Sec ADC</p> <p>SO1 PS12(A)</p> <p>Sec ADC</p> <p>Sec ADC</p>



ITEM	DISCUSSION	DECISIONS	ACTION
	<p>[REDACTED]</p> <p>d. <u>LD Officers Shoulder Belt.</u> HM's signed approval had been obtained by the College of Arms, which enabled the Committee itself to give formal approval to the wearing of the shoulder belt displaying the crown of the King of Jordan.</p> <p>e. <u>ACF County Shoulder Badges.</u> The Committee approved the new designs for the H & SY ACF and Yorks (N & W) ACF county badges, providing the shape of the latter conformed to the pattern described below. In addition the Committee, having taken note of SO2 Cdts LAND illustrated review of all ACF shoulder badges, recommended that in future all these badges should conform to the following pattern:</p> <ul style="list-style-type: none"> • A curved shoulder title bearing the county name and the abbreviation ACF (without full stops between the letters). • The county badge below on a square, oblong, round or triangular background, as appropriate to the county. <p>And the feasibility of this would be confirmed at the next ADC meeting.</p> <p>f. <u>TRFs.</u></p> <p>(1) <u>CAMUS – H Div TRF.</u> The Committee noted that agreement had been reached between DCAMUS and Maj Gen H Div on having the CAMUS lyre superimposed on the H Div blue-red-blue TRF, but were reluctant to approve this proposal at this stage of band re-structuring – not least because regt identity is expressed through the cap badge and stable belt. It was therefore agreed that a decision on this matter should await the outcome of the revised command and control structure of Army bands under CRF.</p> <p>(3) <u>REME TRF.</u> Revised design showing the blue-yellow-red colours in vertical as opposed to horizontal format approved.</p>	<p>APPROVED Decision 4049</p> <p>APPROVED Decision 4050</p> <p>APPROVED Decision 4051</p> <p>APPROVED Decision 4052</p>	<p>SO2 Cdts LAND</p> <p>SO2 Cdts LAND</p>



ITEM	DISCUSSION	DECISIONS	ACTION
	<p>(3) <u>AGC TRF</u>. New design showing colours reversed also approved.</p> <p>(4) <u>QRL TRF</u>. Decision number was given for the design approved at the 319th ADC IN Jul 04.</p> <p>Sec ADC stated edition 3 of the TRF poster, to include these and other amdts would be printed and distributed in April.</p>	APPROVED Decision 4053	
3. Future Army Dress	<p>a. <u>No2 Dress - Trial Report</u>. AcSM reported on feedback from the No2 Dress Trial. In summary:</p> <p><u>Suitability:</u></p> <ul style="list-style-type: none"> • All trialists preferred the trial uniform to current OR one. • No2 Dress design was endorsed with favourable feedback on style and material. • Preferred shade was brown khaki. • Weight of material was suitable for indoor/outdoor. • Comfort fit was endorsed since it provided more mobility when conducting a range of tasks. • Permanent crease in trouser/slack/skirt was a winner. • Various belt and sword options were satisfactory. <p><u>Durability:</u></p> <ul style="list-style-type: none"> • Material was of good quality and right weight. • No signs of wear – however trial would continue until Jul to gauge. <p><u>Specific Design Improvements:</u></p> <ul style="list-style-type: none"> • Position of retractable belt hooks needs further assessment. • Fit of female slacks requires thorough assessment. <p><u>Overall Assessment:</u></p> <ul style="list-style-type: none"> • Trial endorsed uniform design, style and material. • Brown khaki was preferred. <p><u>Overall Recommendation:</u> The trial uniform is considered acceptable for introduction into service. The ADC noted the feedback from the trial and the recommendation. The No2 Dress Trial Report is attached.</p>	Noted	SO1 FAD/ DC IPT



ITEM	DISCUSSION	DECISIONS	ACTION
	<p>position. A risk was that the unit 'accepting officer' would adhere to regimental tradition of a tight-fitting uniform. The ADC directed that policy and clear fitting instructions to units (the RAF fitting instruction for their parade uniform was shown as an example) was essential to educate the Field Army on comfort fit. The ADC approved the target material weight of 370 g/m² (10.9oz/yd²), although the trial uniforms were 389g/m² (but were within tolerance of material production). The ADC approved the final design of No2 Dress as indicated in the Style Table - including the above design decisions. Photographs of final prototypes of male and female No2 Dress uniforms are attached.</p> <p>c. <u>Way Ahead</u>. SO1 FAD reported that production of the No2 Specification by DCIPT would be updated so that the Master Pattern and Technical Data Pack could be further developed. Timelines for No2 Dress were outlined (subject to APRC approval): Design: <ul style="list-style-type: none"> • Mar 05 – ADC finalise design • Mar-Jul 05 – DC IPT finalise Spec + Master Pattern • Jul 05 – DC IPT/SO1 FAD finalise Technical Data Pack. • Jul-Aug 05 – Expressions of Interest [DCIPT]. Development: Sep 05-Mar 07 – Tender Process. Production: Apr 07-Mar 08. Delivery/Issue: Apr 08</p> <p>d. <u>No 13/14 [Barrack] Dress – Trousers/Slacks/Skirt</u>. The following issues were discussed and agreed: (1) <u>Design/Style</u>. Design issues are summarised below: <ul style="list-style-type: none"> • Style – as per No2 Dress trouser/slacks/skirt spec. The No2 Dress Trial feedback endorsed the common design and style with No2 Dress, although the female slacks will await further assessment. • Colour/shade – as per no2 Dress – brown khaki. • Material/weight – await outcome of trial (see below) for which wool/polyester and polyester/wool material was on order (approx 240g/m² or 6.9oz/yd²). (2) <u>Trial</u>. SO1 FAD outlined the proposed Barrack Dress trouser trial: <ul style="list-style-type: none"> • Barathea material of W/P mix (60/40) and </p>	<p>Noted</p> <p>Noted</p> <p>Noted</p>	<p>SO1 FAD /DC IPT</p> <p>SO1 FAD/ DCIPT</p>



ITEM	DISCUSSION	DECISIONS	ACTION
	<p>c. <u>Future Infantry Structure (FIS)</u>. SO1 PS12(A) stated that action was in hand over the projected change to the Scottish Division. Meetings had been held in Edinburgh and Caversfield where the choices and action required were given to Brig MacKay, OIC Project Team. The decisions taken by the Council of Scottish Colonels are awaited. It is also understood that the Regimental Band of the Royal Regiment of Scotland is to be similarly dressed</p>		
<p>5. Arrangement for Next Meeting</p>	<p>The next meeting would take place on Tue 19 Jul 05 in the conference room HQ AG Upavon at 1030 hours, VB to DAG at 1000 hours. Lt Col [REDACTED], SO1 Pers Strat would rep LAND due to the new DACOS Pers, Col [REDACTED] X, not taking up the appt until Aug 05.</p>		<p>Sec ADC</p>

Signed on CHOtS

[REDACTED]
RO2c PS12(A)
Sec Army Dress Committee

Annex:

- A. Future Army Dress – No 2 Dress Style Issues.
- B. No 2 Dress – Final Prototypes.

Distribution:

External:

Action:

SHAPE (for D/UKNMR(A))
PJHQ (for DACOS J1)
HQ LAND (for Log Sp Branch)
HQ ARRC
HQ NI (2) (G1, Log Sp Branch)
HQ 1 (UK) Armd Div
HQ 2 Div
HQ 3 (UK) Div
HQ 4 Div



HQ 5 Div
HQ UKSC(G)
HQ 101 Log Bde
HQ 102 Log Bde
HQ LONDIST (for Log Sp Branch)
HQ BF Gibraltar
HQ BF Cyprus
HQ BF South Atlantic Islands
HQ H Div (for Bde Maj)
HQ DRAC
RHQ RA
RHQ RE
RHQ R SIGNALS
HQ INF
HQ Scottish Div
HQ Queen's Div
HQ King's Div
HQ Prince of Wales's Div
HQ Light Div
RHQ R IRISH
RHQ PARA
RHQ Brigade of Gurkhas
RHQ AAC
HQ RACHD
RHQ RLC
HQ AMS
RHQ REME
RHQ AGC
HQ SASC
HQ INT CORPS
HQ APTC (2) (Copy to DCIPT CST CLO PAT)
HQ DCAMUS
HQ RMAS (3) (AcSM, Adj, QM)
HQ SPSTS (CO) (Female Focus)
DC IPT (IPTL)

Information:

FSPO RN Supply Organisation
UCPSM(1) RAF Innesworth
HQ RM
HQ 238 Sig Sqn

Internal:

Action:

HQ ATRA (for SO1 Plans)



All Committee Members and those in attendance.

Information:

DM(A)
Info (Exp) Analysis Branch
PS10 (A)
PS12 (A)

MOD RQMS (By Post)
Chairman Army Historical Society
HQ AG – DM(A) SO2 Diversity
AGWeb



FUTURE ARMY DRESS – NO 2 DRESS STYLE ISSUES

Feature	Selection/Decision	Comment/Decision
JACKET		
Back	Patrol style	Double vent of 20 cms (medium length).
Front	Single breasted/4 buttons	Button arrangement – cruciform design selected Sewn-on buttons Standard button arrangement to accommodate belts
Pocket: U	Patch with pleat; curved shape. Winged flap (3 pointed) with button & press studs.	3 x internal pockets [left, right & ticket]
Pocket: L	Sewn-on patch – no pleat; curved shape at lower corners Rectangular flap angular; no button	No button on lower pocket flap With poppers fore and aft
Sleeve	Rifle cuff	No sleeve button since they can be added at additional cost to cap-badge although they add 'clutter' and will restrict the lengthening/shortening of sleeves Requirement for permanent crease – SO1 FAD to conduct survey
Waist	Fitted waist but looser fit	Acceptable for ceremonial. Test of looser fit is for wearer to sit down in comfort
Belt	Accompanying detachable cloth belt	Fitted retractable belt hooks x 2. DCIPT modify current trial garments to assess best location re side or back seam. Black enamelled. No material belt loops on jacket. Cloth belt - include in costings.
Shoulder straps	Standard design models to include shoulder straps under collar	Shoulder button location to accommodate max rank reqts
Edge stitching	Swelled or stitched edge	Stitched edge
TROUSERS		
Waist	For use with braces (via inside buttons) and stable belt 1 x pleat; zip fly No side straps	Belt loops x 6 standard 75mm/3" depth; 20mm/ 3/4" width; not buttoned
Length	Maximised/tailored for shoe wear	Minor crimpling/bagging with boots acceptable Permanent crease at front only Plain side seam
Pockets	Standard side pockets 1 x hip pocket (right)	Use appropriate strength pocket liner material
FEMALE REQUIREMENTS		
Jacket	To echo male design for front, back, sleeves & shoulder straps; no upper pockets to reflect female design reqt	Panel seams – shoulder to hem Length optimised for wear with both slacks and skirt Standard female button arrangement – third button to be left undone when wearing Sam Browne/Belt for bottom two size ranges Proportions of lower pockets graded to jacket size



Slacks	To echo male design + appropriate tailoring to meet female reqt	Front zip fly; belt loops 1cm width and shallower to reflect narrower stable belt; 1 x pleat; right hip pocket
Skirt	Waist band same depth as slacks & stable belt	Twin pleat at front; belt loops 1cm width LAND – need to maintain option of slack and trouser Permanent crease in the pleat line



No2 DRESS – FINAL PROTOTYPES

MALE UNIFORM



FEMALE UNIFORM







Ministry of Defence
 Directorate of Personal Services (Army) – PS12(A)

Telephone
 Switchboard
 Facsimile
 E-Mail

Military
 Switchboard
 Facsimile

See Distribution

D/DPS(A)/25/1/1 /PS12(A)

1 August 2005

**MINUTES OF 322nd MEETING OF THE ARMY DRESS COMMITTEE HELD AT HQ
 AG UPAVON ON 19 JUL 2005**

Present	Maj Gen TN Tyler [Redacted]	DAG SO1 PS HQ LAND CO SPSTS DCPA SO1 PS12(A) RO2c PS12(A)	Chairman Secretary
In Attendance	[Redacted] [Redacted] [Redacted]	SO1 Future Army Dress Senior Customer Liaison Manager, DC IPT Customer Liaison Officer (Army), DC IPT DPO 1 DC IPT Hist Adv	

ITEM	DISCUSSION	DECISIONS	ACTION
1. Chairman's welcome address	The Chairman welcomed [Redacted] to her first meeting as the female rep and focus for the ADC, and to [Redacted] rep DACOS Pers LAND. He also noted AcSM's absence due to Canada visit, and would be writing to thank him for his valuable contribution to the ADC, especially on FAD issues; also, DAG in recognising his big input to the ADC, was of the view that in future, the AcSM would sit on the ADC as a full member, not 'in attendance', and this would be reflected in a welcoming letter to the new AcSM.		



ITEM	DISCUSSION	DECISIONS	ACTION
2. Minutes of 321st Meeting.	The Minutes of the 321st Meeting held on 21 Mar 05 were approved as a true record.		
3. Matters Arising	<p>[REDACTED]</p> <p>[REDACTED]</p> <p>[REDACTED]</p> <p>b. <u>SIB TRF</u>. The Committee ratified the OOC approval for this AGC TRF, which would be included in the new edition of the TRF poster and on the AEL.</p> <p>c. <u>Formation Badges</u>.</p> <p>(1) <u>HQ Theatre Troops</u>. The Committee agreed the current letterhead insignia, approved by the ADC and DASD in 2002, be worn as a formation badge.</p> <p>(2) <u>Jt CIMIC Gp</u>. The Committee also approved a CIMIC badge proposed by CVHQ RE and endorsed by HQ E-in-C and LAND.</p> <p>d. <u>Future Infantry Structure (FIS)</u>. The Committee approved the cap badge for the Royal Regiment of Scotland (SCOTS), whilst expressing misgivings (in line with Garter's) over the choice of a Scottish crown in the design – contrary to historical tradition for regular Army Scottish regts.</p> <p>Other proposals for No 8 Dress were not yet agreed:</p> <p>(1) Cfm required on choice of Government 1A tartan for cap badge backing and stable belt.</p> <p>(2) Clarification required on choice of hackles, especially black for RS/KOSB regt, and shape/sizes.</p> <p>(3) TRF: cfm required on TRF lion facing to the rear, as opposed to the front which would be more hist correct.</p> <p>DAG briefed the Committee on ECAB's view of the new regiments' identity. He indicated that all members</p>	<p>APPROVED Decision 4054</p> <p>APPROVED Decision 4055</p> <p>APPROVED Decision 4056</p> <p>APPROVED Decision 4057</p> <p>APPROVED Decision 4058</p> <p>APPROVED Decision 4059</p>	<p>DC IPT</p> <p>Sec ADC</p> <p>Sec ADC</p> <p>Scottish Div</p> <p>SO1 PS12(A)</p> <p>Sec ADC</p>



ITEM	DISCUSSION	DECISIONS	ACTION
	<p>of a regiment would be expected to wear common clothing, with some distinction, eg. different battalion hackles for the SCOTS battalions. TRFs would continue to be universal to regiments.</p> <p>It was also the Chairman's wish that an extraordinary meeting of the ADC be convened, if possible in Sep, to resolve these and other outstanding issues of SCOTS dress.</p> <p>At the same time there was a need for the LANCS, KINGS, WELSH and MERCIAN formation committees to engage with DCIPT on the provisioning issues, to be co-ord by Sec ADC – together with College of Arms agreement on cap badge designs.</p> <p>Finally, approval was given for DDLI and RGBWLI to wear the LI green beret, but still with current D&D and RGBW badges respectively, on Salamanca Day, 22 Jul 05.</p> <p><u>Post-meeting Note.</u> Scottish Div office have confirmed TRF will be rear facing on the basis that the TRF design is the current emblem of the Scottish Div and is matriculated as such. The question of the right shade of Govt 1A tartan for stable belts and cap badge backing, and indeed for the regt kilt, as well as the physical presentation/display of all 4 or 5 proposed hackles, will need to be discussed at the proposed extraordinary meeting of the ADC.</p> <p>e. <u>Female Dress Variations for 32 (Scottish) Sig Regt (V) and 2 (City of Dundee) Sig Sqn (V).</u> The Committee approved the wearing of the No 15 (Red Grant No 1) tartan cummerbund in No 10 Dress, for female officers, WOs and SNCOs – and also a tartan waistcoat for male officers and WOs & Sgts No 10 Dress, and a City of Dundee pattern tartan cummerbund for female officers and WOs & Sgts No 10 Dress.</p> <p>f. <u>Headdress and Tartan Proposal for 1 and 2 Bns HLDRS ACF.</u> The Committee ruled on the following proposals from SO2 Cds LAND:</p> <p>(1) Change to TOS (£7 cost) from Glengarry (£28) agreed for members of ACF sub-units.</p>	<p>APPROVED Decision 4060</p> <p>APPROVED Decision 4061</p> <p>APPROVED Decision 4062</p>	<p>Scottish Div</p> <p>Sec ADC King's Div Prince of Wales's Div</p> <p>Light Div</p> <p>R SIGNALS</p> <p>Cdts LAND</p>



ITEM	DISCUSSION	DECISIONS	ACTION
	(2) The matter of what cap badge and tartan cap badge backing should be worn was first to be investigated by Pers LAND in the light of FIS and the new SCOTS cap badge.		Cdts LAND SO1 PS LAND
4. Future Army Dress	<p>a. <u>ECAB 20 Jun Direction & Recommendations.</u> SO1 FAD reported the main recommendations from ECAB 20 Jun and APRC 8 Jun. Recommendations in summary:</p> <ul style="list-style-type: none"> • No2 Service Dress Design agreed with a target date for introduction beginning in FY 07/08. • No2 Service Dress Deployment Plan – the 3-year deployment was recommended with initial roll-out to RMAS and briefing teams. A supply fit system of issue will be involved. HQ LAND is responsible for deployment. • No13/14 Barrack Dress trousers – design approved; female skirt and slacks option should remain open; introduction would follow successful development and trial. • No13/14 Barrack Dress Order – Interim Solution to be for LAND to decide using Lightweight Trousers in advance of deployment of new Barrack Dress trousers. • Shoes – universal issue of shoes should be included in FAD. • Waterproof Jacket – a waterproof jacket should be included in FAD. • Clear Dress Policy – clear revitalised dress policy for the chain of command was required. <p>The Chairman congratulated the Project Team on the successful outcome from ECAB and APRC and considered the result was a more coherent FAD package.</p> <p>b. <u>FAD Implementation Plan.</u> The ADC discussed the FAD Implementation Plan distributed on 11 Jul 05. SO1 FAD will use the Plan as a basis to report progress on FAD implementation to the ADC. Detailed tasks and timelines would be developed along with lead agencies involved. LAND reported the introduction of shoes would be incorporated in the No2 Dress Deployment Plan. The Chairman agreed that the Lead</p>	Noted	SO1 FAD
		Noted	SO1 FAD PS12(A)

ITEM	DISCUSSION	DECISIONS	ACTION
	<p>Action for the development of Clear Dress Policy will be HQ AG - PS12(A) rather than LAND. The immediate actions emanating from ECAB and the Implementation Plan were identified during ADC discussion of specific FAD items described below.</p> <p>c. <u>No 2 Dress - Design</u>. Following ECAB approval of the prototype design the ADC authorised DC IPT with proceeding to ITT. Outstanding technical decisions were discussed and ADC decisions described below:</p> <p>(1) <u>Jacket Sleeves – Permanent Crease</u>. Feedback from A&SD/Regtl DCs and AcSM indicated that jacket sleeves should not have a permanent crease. The ADC agreed.</p> <p>(2) <u>Retractable Belt Hooks</u>. Following feedback from the No2 Dress trial the side seam was recommended as the best location for the retractable belt hook. The ADC agreed.</p> <p>(3) <u>Regimental Variations</u>. The ADC agreed those regimental variations cited in the ECAB Dress Paper: Scottish Div cut-away jacket and nether wear, Foot Guards jacket buttons (officers only) and RDG/KRH/RIRISH coloured trousers.</p> <p>The ADC approved the final design of No2 Dress as indicated in the Style Table - including the above design decisions. DC IPT would incorporate the ADC design direction into the Technical Data Pack (TDP).</p> <p>d. <u>No2 Service Dress - Way Ahead</u>. SO1 FAD reported that production of the No2 Specification by DCIPT would be updated so that the Master Pattern and TDP could be finalised. Timelines for No2 Dress were outlined:</p> <p>Design:</p> <ul style="list-style-type: none"> • Jul 05 – ADC approve final design • Jul-Aug 05 – Expressions of Interest [DCIPT]. • Oct 05 – SUR and finalise TDP incl Spec + Master Pattern <p>Develop Supply Fit infrastructure plan - by Oct 05</p> <p>Deployment Plan – by Dec 05</p> <p>Tender Process: Oct 05-Oct 06 Production: Nov 06-Mar 07 Delivery/Issue: FY 07/08</p>	<p>Authorised</p> <p>Noted</p> <p>Noted</p> <p>Noted</p> <p>Endorsed</p> <p>Endorsed</p> <p>Noted</p>	<p>SO1 FAD DC IPT</p> <p>SO1 FAD/ DC IPT</p> <p>SO1 FAD/ DC IPT</p> <p>SO1 FAD/ DC IPT</p> <p>SO1 FAD/ DC IPT</p> <p>SO1 FAD/ DC IPT</p> <p>SO1 FAD/ DC IPT LAND</p> <p>LAND</p> <p>SO1 FAD/ DCIPT</p>




ITEM	DISCUSSION	DECISIONS	ACTION
	<p>e. <u>Shirt & Tie.</u> (1) <u>Shirt.</u> SO1 FAD reported extant ADC design decisions for the Army shirt within the tri-Service block pattern under development. Both long and short-sleeved shirts would be required along with a female blouse. Samples of shirt and tie on the No2 Dress models were used to demonstrate contrasting and complementary colour options with the brown khaki Service Dress. Considerable discussion arose on whether there was a requirement for a different coloured shirt for officers and ORs. The Chairman stated that in principle a single colour all-ranks parade shirt was the requirement to achieve uniformity. However, this may include an option to have a different coloured short-sleeve shirt for summer order (No13 Dress). Following ADC discussion the Chairman directed three colours for prototype development: a matching khaki but not darker than the Service dress; a light [fawn] and middle shades in between. A cotton-rich material was preferred to aid its adoption by officers as an acceptable all-ranks shirt. Progress and prototypes should be reported at the Nov 05 ADC.</p> <p>(2) <u>Tie.</u> Samples of current issue ties were demonstrated on the models. A complementary tie to match the shirt was the main requirement in either cloth or knitted material. The design should follow that for modern ties with triangular ends. Samples that will complement the shirts need to be provided at the Nov 05 ADC.</p> <p>f. <u>No 13/14 [Barrack] Dress – Trousers/Slacks/Skirt.</u> (1) ECAB endorsed the requirement for a barrack dress trouser that echoed the Service dress trouser/slacks/skirt. SO1 FAD reported extant ADC design decisions. ECAB recommended that Lightweight Trousers could be used for Barrack Dress order as an interim solution and that this action was with LAND Command. An update on the Barrack Dress trial reported a delay of 8 weeks due to incorrect weight material from the manufacturer. The trial will now commence in Nov 05 and conclude in May 06. A report will be produced in Jun 06. Progress should be reported at the Nov 05 ADC.</p> <p>(2) <u>Way Ahead.</u> SO1 FAD outlined the way ahead re introduction of the barrack dress trousers/slacks:</p> <ul style="list-style-type: none"> • Expressions of Interest – Jul 06 • TDP – Sep 06 	<p>Noted</p> <p>Noted</p>	<p>SO1 FAD /DC IPT</p> <p>SO1 FAD</p>

ITEM	DISCUSSION	DECISIONS	ACTION
	<p>(1) <u>Jersey Heavy Wool (JHW)</u>. SO1 FAD reported that the JHW was identified in the ECAB Dress Paper Aug 03 as in need of improvement. Since the tri-Service design is due its 10-year review this work could commence now to help deliver a coherent barrack dress solution (No14 Dress). The weight of the JHW needed to be reviewed in particular. The Chairman authorised the development work.</p> <p>(2) <u>Mess Dress for ORs</u>. The Dress Paper Aug 03 and ECAB Sep 03 recommendation identified a need to resolve the OR Mess Dress requirement. The Chairman considered that the matter related to how the Army values its soldiers. Options should include funding via an allowance or promotion clothing grant. SO1 FAD was to consult with DAPS and staff the requirement.</p>		<p>SO1 FAD DC IPT</p> <p>SO1 FAD</p>
5 AOB.	<p>a. <u>Revised Ceremonial Table</u>. The Chairman was content with the revised version of the Officer's Dress Ceremonial Table, but wished for the 'Guide to the Correct Order of Dress for Army Officers Attending Functions in an Individual Capacity' to be re-examined in the context of the wearing of plain clothes, as opposed to uniform, for certain specified events.</p> <p>Post-meeting Note. Amdts subsequently approved by DAG: Tri-Service officers dress table and functions guide both shown at Annexes B and C respectively to these minutes: they provide an updated version to those shown in Annex B to Chapter 2 of Pam 1 of Officers Dress Regs.</p> <p>b. <u>Entitlement to No 1 Dress for Comdt Defence College of Communications and Information Systems (DCCIS) and Garrison Comd Blandford Garrison</u>. The Committee felt that the case, as presented to it, did not provide a clear justification for the wearing of No 1 Dress at Tri-Service pass off parades. The Chairman directed that the matter be investigated through the regional chain of command.</p> <p>c. <u>Rank and Uniform for the Governor of Gibraltar</u>. On advice from MS, the Committee approved the wearing of Hon Col rank when wearing uniform – as agreed by CGS – on appropriate visits to the Royal Gibraltar Regiment.</p>	<p>APPROVED Decision 4063</p>	<p>SO1 PS12(A)</p> <p>Sec ADC</p> <p>All Addressees</p> <p>SO1 PS LAND</p>



ITEM	DISCUSSION	DECISIONS	ACTION
	<p>It was further agreed that authority be given for the public funding of No 1 and No 4 Dress, as required.</p> <p>d. <u>Attachment of Aiguillettes to Frockcoats.</u> It was decided that a trial be arranged for the next RMAS Passing out Parade on 12 Aug, whereby for those with neck decorations the aiguillette be fixed to a hook 4 cms to the right of the centre of the frockcoat, so that it would not impede the wearing of any neck decoration. To that end, following the meeting, AG agreed to DAG's proposal that AG himself would model this attachment on that day.</p> <p>e. <u>Valedictory.</u> SO1 PS12(A), on behalf of all members of the Committee, thanked Gen Tyler for all that he had done for the ADC, especially his valuable contribution to the Future Army Dress project.</p>	<p>APPROVED Decision 4064</p>	<p>PS10(A)</p> <p>Sec ADC</p>
<p>6. Arrangement for Next Meeting</p>	<p>The next meeting would take place on Tue 22 Nov 05 in the conference room HQ AG Upavon at 1400 hours, VB to the new DAG at 1300 hours.</p>		<p>Sec ADC</p>

Signed on CHOtS


RO2c PS12(A)
Sec Army Dress Committee

Annexes:

- A. Future Army Dress – No 2 Dress Design.
- B. Updated Tri-Service Officers Dress Ceremonial Table.
- C. Functions Guide.



Distribution:

External:

Action:

SHAPE (for D/UKNMR(A))
PJHQ (for DACOS J1)
HQ LAND (for Log Sp Branch)
HQ ARRC
HQ NI (2) (G1, Log Sp Branch)
HQ 1 (UK) Armd Div
HQ 2 Div
HQ 3 (UK) Div
HQ 4 Div
HQ 5 Div
HQ UKSC(G)
HQ 101 Log Bde
HQ 102 Log Bde
HQ LONDIST (for Log Sp Branch)
HQ BF Gibraltar
HQ BF Cyprus
HQ BF South Atlantic Islands
HQ H Div (for Bde Maj)
HQ DRAC
RHQ RA
RHQ RE
RHQ R SIGNALS
HQ INF
HQ Scottish Div
HQ Queen's Div
HQ King's Div
HQ Prince of Wales's Div
HQ Light Div
RHQ R IRISH
RHQ PARA
RHQ Brigade of Gurkhas
RHQ AAC
HQ RACHD
RHQ RLC
HQ AMS
RHQ REME
RHQ AGC
HQ SASC
HQ INT CORPS
HQ APTC (2) (Copy to DCIPT CST CLO PAT)
HQ DCAMUS
HQ RMAS (3) (AcSM, Adj, QM)



HQ SPSTS DCPA (CO) (Female Focus)
DC IPT (IPTL)

Information:

FSPO RN Supply Organisation
UCPSM(1) RAF Innesworth
HQ RM
HQ 238 Sig Sqn

Internal:

Action:

HQ ATRA (for SO1 Plans)
All Committee Members and those in attendance.

Information:

DM(A)
Info (Exp) Analysis Branch
PS10 (A)
PS12 (A)

MOD RQMS (By Post)
Chairman Army Historical Society
HQ AG – DM(A) SO2 Diversity
AGWeb



dated 1 Aug 05.

FUTURE ARMY DRESS – NO 2 DRESS DESIGN

Feature	Selection/Decision	Comment/Decision
JACKET		
Back	Patrol style	Double vent of 20 cms (medium length).
Front	Single breasted/4 buttons	Button arrangement – cruciform design selected Sewn-on buttons Standard button arrangement to accommodate belts
Pocket: U	Patch with pleat; curved shape. Winged flap (3 pointed) with button & press studs.	3 x internal pockets [left, right & ticket]
Pocket: L	Sewn-on patch – no pleat; curved shape at lower corners Rectangular flap angular; no button	No button on lower pocket flap With poppers fore and aft
Sleeve	Rifle cuff	No sleeve button since they can be added at additional cost to cap-badge although they add 'clutter' and will restrict the lengthening/shortening of sleeves No permanent crease
Waist	Fitted waist but looser fit	Acceptable for ceremonial. Test of looser fit is for wearer to sit down in comfort
Belt	Accompanying detachable cloth belt	Fitted retractable belt hooks x 2 located on side seam. Black enamelled. No material belt loops on jacket. Cloth belt - include in costings.
Shoulder straps	Standard design models to include shoulder straps under collar	Shoulder button location to accommodate max rank reqts
Edge stitching	Swelled or stitched edge	Stitched edge
TROUSERS		
Waist	For use with braces (via inside buttons) and stable belt 1 x pleat; zip fly No side straps	Belt loops x 6 standard 75mm/3" depth; 20mm/3/4" width; not buttoned
Length	Maximised/tailored for shoe wear	Minor crimpling/bagging with boots acceptable Permanent crease at front only Plain side seam
Pockets	Standard side pockets 1 x hip pocket (right)	Use appropriate strength pocket liner material
FEMALE REQUIREMENTS		
Jacket	To echo male design for front,	Panel seams – shoulder to hem



dated 1 Aug 05.

	back, sleeves & shoulder straps; no upper pockets to reflect female design reqt	Length optimised for wear with both slacks and skirt Standard female button arrangement – third button to be left undone when wearing Sam Browne/Belt for bottom two size ranges Proportions of lower pockets graded to jacket size
Slacks	To echo male design + appropriate tailoring to meet female reqt	Front zip fly; belt loops 1cm width and shallower to reflect narrower stable belt; 1 x pleat; right hip pocket
Skirt	Waist band same depth as slacks & stable belt	Twin pleat at front; belt loops 1cm width LAND – need to maintain option of slack and trouser Permanent crease in the pleat line



dated 1 Aug 05

ANNEX B TO CHAPTER 2
OFFICER'S DRESS CEREMONIAL TABLE SECTION A
- DRESS TABLE FOR JOINT SERVICE OCCASIONS -
TEMPERATE AREAS

Serial and Tri-Svc Dress Description	Accessories	RN	RM	Army (As per entitlement) Note 1			RAF
				(e)	(f)	(g)	
(a)	(b)	(c)	(d)	(e)	(f)	(g)	(h)
1. Full ceremonial day		No 1A Full Dress	No 1A Full Dress	General Officer Frockcoat	No 1 Dress with Ceremonial Accoutrements	No 1 Dress or No 2 Dress with Sam Browne	No 1A SD(Note 2) or No 1 SD
	Broad riband/collar	Yes	Yes	Yes	Yes	No	Yes
	Stars of Orders maximum (Notes 3,4)	4	4	4	4	2	4
	Neck decorations (Note 5)	2	2	2	2	2	2
	Medals	Yes	Yes	Yes	Yes	Yes	Yes
	Swords (Note 6)	Yes	Yes	Yes	Yes	Yes	Yes
2 Ceremonial day.		No 1A Blue Dress	No 1A Blue Dress or No 1B Lovat Dress	General Officer Frockcoat	No 1 Dress with Ceremonial Accoutrements	No 1 Dress or No 2 Dress with Sam Browne	No 1A SD (Note 2) or No 1 SD
	Broad riband/collar	No	No	No	No	No	No
	Stars of Orders maximum (Note 3)	2	2	2	2	2	2
	Neck decorations (Note 5)	1	1	1	1	1	1
	Medals	Yes	Yes	Yes	Yes	Yes	Yes
	Swords (Note 6)	Yes	Yes	Yes	Yes	Yes	Yes
3 Non-ceremonial day.		No 1C Undress	No 1A Blue Dress or No 1C Lovat Dress	Frockcoat	No 1 Dress	No 2 Dress	No 1 SD
	Broad riband/collar	No	No	No	No	No	No
	Stars of Orders maximum	No	No	No	No	No	No
	Neck decorations	No	No	No	No	No	No
	Medals	No	No	No	No	No	No
	Swords (Note 6)	No	No	No	No	No	No
4 Full ceremonial evening		No 2A formal evening	No 2A formal evening	No 10 dress with stiff shirt			No 5A SD Mess Dress
	Broad riband/collar	No	No	No			No



dated 1 Aug 05

	Stars of Orders maximum (Note 3)	4	4	4	4
	Neck decorations (Note 5)	1	1	1 (Note 7)	1
	Miniature medals	Yes	Yes	Yes	Yes
5 Ceremonial evening		No 2A formal evening	No 2A formal evening	No 10 dress with stiff shirt or soft shirt	No 5B SD Mess Dress
	Broad riband/collar	No	No	No	No
	Stars of Orders maximum (Note 3)	2	2	2	2
	Neck decorations (Note 5)	1	1	1 (Note 7)	1
	Miniature medals	Yes	Yes	Yes	Yes
6. Non-Ceremonial evening		No 2B Evening Undress	No 2B Evening Undress	No 10 dress with stiff shirt or soft shirt according to regimental custom	No 5B SD Mess Dress
	Miniature medals	Yes	Yes	Yes	Yes
	Miniature medal ribbons	No	No	No	No

Notes:

- Column (e) refers to those officers entitled to wear General Officer Frockcoats. Column (f) refers to those officers entitled to wear Ceremonial Accoutrements. Column (g) refers to those officers not so entitled in columns (e) and (f). Crossbelts may be worn according to regimental dress code.
- AVMs and above.
- May include one foreign star on appropriate occasions.
- Two stars only when Sam Browne is worn.
- May include one foreign neck decoration on appropriate occasions.
- Unless otherwise ordered. Swords with Frockcoat: sword belt and slings are to be worn outside the frockcoat under the waist sash; when sword not worn, sword belt and slings are not worn either. The sword is never to be hooked up on the sword belt. When the wearing of a sword in a car or at an outdoor ceremonial function is likely to be an encumbrance, permission to omit the sword may be issued by the Service co-ordinating the occasion.
- Female officers should wear insignia of neck decoration on bow on left shoulder.



1 Aug 05

GUIDE TO THE CORRECT ORDER OF DRESS FOR ARMY OFFICERS ATTENDING FUNCTIONS IN AN INDIVIDUAL CAPACITY

Serial	Occasion	Officer concerned	Dress	Remarks
1	Royal review and parades or Royal visits of a primarily civilian nature	Official Guests	Full ceremonial day or ceremonial day as ordered	
		Spectators	Plain clothes or non-ceremonial day	
2	Investitures	Those being invested	Non-ceremonial day	See JSP 336 (3 rd Edition) Vol 12 Part 3 Pam 10
		Spectators	Non-ceremonial day or plain clothes	As above
3	Audiences with the Sovereign	Those attending Service audience with the Sovereign	No 1 Dress non-ceremonial day	One star with frockcoat order
4	Court balls; Royal evening receptions; important public banquets, dinners and balls	All attending	Full ceremonial evening	
5.	Royal garden parties	All attending	Morning dress, suit or non-ceremonial day	Or as instructed No 2 Dress
6	Official visits of foreign royalty or heads of state; ceremonial parades	Inspecting officers and those in attendance	Full ceremonial day	
		Spectators	Non-ceremonial day or plain clothes	Or as instructed
7	State and Royal, Service funerals or associated memorial services held on the same day	Pall bearers and those attending in an official or representative capacity	Full ceremonial day, unless otherwise ordered	In addition crepe arm band 3/4in wide is to be worn on the left arm, above elbow
8	Remembrance Sunday (Note 1)	Those attending in an official or representative capacity	Full ceremonial day	See note 1 below
9	Memorial services not held on the day of the funeral	Those attending in an official or representative capacity	Non-ceremonial day (as ordered)	



1 Aug 05

10	Church parades and services	Those attending in an official or representative capacity	Full ceremonial day or ceremonial day (as ordered)	Swords for those taking part in ceremonies before, during or after the service. Others-no swords
11	Festival of Remembrance at the Albert Hall	Guests and spectators	Plain clothes	Full size medals. No stars or orders, one neck decoration
12	Inter-Service parades	Official party	Ceremonial day	
		Spectators	Non-ceremonial day or plain clothes (as ordered)	
13	Military tattoos, etc	Officers taking the salute: Day	Full ceremonial or non-ceremonial day	At the discretion of the officer taking the salute
		Evening	Full ceremonial or non-ceremonial evening	
		Spectators in the Royal Box: Day Evening	Full ceremonial or non-ceremonial day/evening	Service spectators may be invited by the officer taking the salute to wear plain clothes
		Other spectators day/evening	Plain clothes or non-ceremonial day/evening	
14	Service weddings	Those taking part	Ceremonial, non-ceremonial day or plain clothes	
		Guests	Non-ceremonial day or plain clothes	
15	Courts-martial	All	No 2 Dress	No medals or Sam Browne
16	Attendance at civil court	Attending on behalf of accused	Plain clothes	
		Attending as accused or witness	Plain clothes	



1 Aug 05

17	Ex-servicemen's parades or gatherings: Day	Officers taking the salute and serving officers attending in an official capacity	Ceremonial Day	
		Those on parade	Plain clothes	Full size (or miniature medals only after 6pm) No stars – 1 neck badge
	Spectators	Plain clothes		
	Evening	Those taking part and guests	Plain clothes	Dinner jackets or dark suits with miniatures
18	Farnborough Air Display	Spectators invited to the president's tent	Non-ceremonial day or plain clothes	
		Other spectators	Plain clothes or non-ceremonial day	
19	Reception parties	For VIPs on behalf of CDS, CNS,CGS or CAS	Non-ceremonial day	

Notes:

1. Troops parading for Remembrance Day services, with the exception of the Cenotaph Parade, will generally wear No 2 Dress. Officers attending in an official capacity will wear No 2 Dress with sword (unless otherwise ordered).
2. In warm weather areas equivalent warm weather dress is worn on similar occasions as mentioned herein.
3. Blue grey greatcoats are worn by officers both in and in support of the Household Division, and in bands, when appropriate.





Ministry of Defence
 Directorate of Personal Services (Army) – PS12(A)

Telephone
 Facsimile
 E-Mail

Military
 Facsimile

See Distribution

D/DPS(A)/25/1/1 /PS12(A)

11 November 2005

**MINUTES OF 323rd MEETING OF THE ARMY DRESS COMMITTEE HELD AT HQ
 AG UPAVON ON 24 OCT 2005 TO CONSIDER LANCS AND YORKS FIS DRESS
 PROPOSALS**

Present	Maj Gen TN Tyler [Redacted]	DAG SO1 PS HQ LAND SO1 PS12(A) RO2c PS12(A) AcSM RMAS	Chairman Secretary
In Attendance	[Redacted]	Senior Customer Liaison Manager, DC IPT Customer Liaison Officer (Army), DC IPT Development Project Manager 1 DC IPT Hist Adv Asst Hist Adv	
LANCS team	[Redacted]	Col KORBR Regt Sec QLR	Rep HQ Inf
YORKS team	[Redacted]	Div Lt Col King's Div Regt Sec PWO SO3 King's Div	

ITEM	DISCUSSION	DECISIONS	ACTION
1. Chairman's welcome address	The Chairman welcomed the LANCS and YORKS FIS teams, and also [Redacted] to his first ADC meeting – and as a full member.		



ITEM	DISCUSSION	DECISIONS	ACTION
<p>2. LANCS Dress Proposal</p>	<p>a. ██████████ presented the draft proposal at Annex A and outlined the historical background as follows:</p> <p>All proposals presented to the ADC had been approved by the Formation Committee (FC) of the Regiment – Cols of Regts, COs, RSMs and Regt Secs of the 3 Regiments including TA Bns (LCV and KCR) – and in turn Regimental proposals to the FC were the result of wide consultation within the Regiments.</p> <p>The new Regiment covers an area from Liverpool to Carlisle west of the Pennines and encompasses 12 former Regiments of Foot (4th to 96th) and 7 old County Regiments. Two of the Regiments are very old Royal Regiments with the third, the KINGS entitled to the trappings of a Royal Regiment since 1716.</p> <p>The vital ground for each regiment was different:</p> <p>For KORBR it was the Lion of England and recognition of the Border heritage For KINGS it was the title KINGSMAN and the Fleur de Lys For QLR it was the red rose of Lancashire, central to the new Regiments identity.</p> <p>In coming to their proposal they have preserved what they believe is important, what is unique and stylish. These proposals represent but a small part of the overall merger with many other elements just as vital – the location of RHQ, the Crest, the insignia on the Colours, the title KINGSMAN now confirmed as the title for all private soldiers. All that we carry forward has a link to the former, the ‘golden thread’, as we form a new regiment with a single identity and ethos from 3 famous, proud and very different Regiments. Throughout the proposals will appear:</p> <ul style="list-style-type: none"> • Our cap badge based on 3 elements – the Red Rose surrounded by the Fontenoy wreath and surmounted by the motto of the KINGS. • Our collar dogs based on the Lion of England 	<p>APPROVED Decision 4065 (less serials 4,18,36,38 and 41 in Annex A)</p>	<p>Div Lt Col King’s Div</p> <p>██████████ LANCS team</p> <p>DC IPT</p> <p>HQ LAND</p>




ITEM	DISCUSSION	DECISIONS	ACTION
	<ul style="list-style-type: none"> • Our Buttons with the Fleur de Lys pattern • The Glider from 1 Border <p>b. Items of dress were approved by the Committee, except where stated in the remarks column in bold, which also contains specific ADC comments where relevant.</p> <p>c. Items not approved at serials 4,18,36, 38 and 41 will be considered again at the 325th ADC meeting on 22 Nov 05.</p> <p>d. The new regt title 'The Duke of Lancaster's Regiment (King's, Lancashire and Border)' is shown in the proposal, together with associated abbreviations, but has yet to be endorsed by The Queen.</p>		
<p>3. YORKS Dress Proposal</p>	<p>a. The presentation given by the Div Lt Col King's Div is shown at Annex B. and was preceded by an explanation of the rationale adopted for the proposal as follows:</p> <p>In forming the new Regiment the existing regiments of Yorkshire had focused on the future rather than the past. The intent had been the successful formation of a well recruited, well manned and operationally capable regiment that acknowledge the past achievements of its forebears, carries forward their traditions, standards and values, whilst embracing the future with confidence. In terms of dress and distinctions the intent had been to keep alive, as far as possible and give weight to the three antecedent regiments which were represented in the new regiment.</p> <p>A formation committee had been established by the Colonels under the chairmanship of Brigadier Dennis, Comd 15 (NE) Bde with membership from each of the existing regiments. This formation committee reported to the Colonels for confirmation of all decisions regarding dress and distinctions. Deliberations on dress had been relatively straight forward as the committee had sought to meet the Colonels intent.</p>	<p>APPROVED Decision 4066 (less serial 38 in Annex B)</p>	<p>Div Lt Col King's Div</p> <p>YORKS Regt Secs</p> <p>DC IPT</p> <p>HQ LAND</p>



ITEM	DISCUSSION	DECISIONS	ACTION
	<p>b. Items of dress were approved by the Committee, except for the 4th Bn (TA) whistle cord and the Hannover Horse badge on the No 10 jacket at serial 38, which would need to be re-submitted and considered by the ADC OOC.</p> <p>c. Otherwise, appropriate comments are shown in bold in Annex B.</p>		
<p>4. Chairman's General Comments</p>	<p>a. The matter of public funding for stable belts, rank slides and TRFs is to be considered by ECAB.</p> <p>b. Miscellaneous items such as PT kit, which would be supported by the ADC, are part of CRF's study.</p> <p>c. The approved design of YORKS stable belt needs to deconflicted with LI.</p>		<p>Sec ADC</p>
<p>5. Arrangement for Next Meeting.</p>	<p>The next ordinary or regular meeting would take place on Tue 22 Nov 05 in the conference room HQ AG Upavon at 1330 hours, VB to the new DAG at 1300 hours.</p>		<p>Sec ADC</p>

Signed on CHOtS


 RO2c PS12(A)
 Sec Army Dress Committee

Annexes:

- A. LANCS FIS Dress Proposal
- B. YORKS FIS Dress Proposal

Distribution:

External:

Action:

SHAPE (for D/UKNMR(A))
 PJHQ (for DACOS J1)

HQ LAND (for Log Sp Branch)
HQ ARRC
HQ NI (2) (G1, Log Sp Branch)
HQ 1 (UK) Armd Div
HQ 2 Div
HQ 3 (UK) Div
HQ 4 Div
HQ 5 Div
HQ UKSC(G)
HQ 101 Log Bde
HQ 102 Log Bde
HQ LONDIST (for Log Sp Branch)
HQ BF Gibraltar
HQ BF Cyprus
HQ BF South Atlantic Islands
HQ H Div (for Bde Maj)
HQ DRAC
RHQ RA
RHQ RE
RHQ R SIGNALS
HQ INF
HQ Scottish Div
HQ Queen's Div
HQ King's Div
HQ Prince of Wales's Div
HQ Light Div
RHQ R IRISH
RHQ PARA
RHQ Brigade of Gurkhas
RHQ AAC
HQ RACHD
RHQ RLC
HQ AMS
RHQ REME
RHQ AGC
HQ SASC (2)
HQ INT CORPS
HQ APTC (2) (Copy to DCIPT CST CLO PAT)
HQ DCAMUS
HQ RMAS (3) (AcSM, Adj, QM)
HQ SPSTS DCPA (CO) (Female Focus)
DC IPT (IPTL)

Information:

FSPO RN Supply Organisation
UCPSM(1) RAF Innesworth
HQ RM



HQ 238 Sig Sqn

Internal:

Action:

HQ ATRA (for SO1 Plans)
All Committee Members and those in attendance.

Information:

DM(A)
Info (Exp) Analysis Branch
PS10 (A)
PS12 (A)

MOD RQMS (By Post)
Chairman Army Historical Society
HQ AG – DM(A) SO2 Diversity
AGWeb



DRESS PROPOSAL
THE DUKE OF LANCASTER'S REGIMENT
(King's, Lancashire and Border)

Ser	Order of Dress/Item	Description	Remarks
1	Cap Badge	Red Rose of Lancaster charged with the Royal Crown, surrounded by a Fontenoy Laurel Wreath, with motto 'Nec Aspera Terrent' on scroll beneath Rose. The badge to be matt gold with polished highlights, the Rose in red enamel (as QLR badge). Height 4.5 cm, width 4.3 cm.	The central Red Rose of Lancaster and Royal Crown are derived from present QLR badge, to which has been added a Fontenoy Laurel Wreath, for KORBR, and the present KINGS motto. The Laurel Wreath is a distinction of 34 th Foot (later 1Border) dating from 1745 while the motto, which has been adopted by LANCS, was conferred on the KINGS, together with the White Horse of Hanover and Blue facings, in 1716.
2	<u>No. 1 Dress</u> Forage Hat	Royals, Regimental cap badge and small (22 line) buttons.	KORBR and QLR are Royal Regiments, KINGS have always been entitled to 'Royal' facings, etc, and all three currently wear Royals Forage Caps.
3	Uniform	Blue, Infantry pattern with 9 medium (30 line) mounted buttons (15 for officers, who wear three buttons on each cuff). OR wear Deep Green epaulette piping. Adjutants and Field Officers wear overalls	The third cuff button is an old BORDER custom currently perpetuated by KORBR. The three buttons are worn in a triangular pattern, with the third button to the rear. Deep Green is currently the KINGS piping colour and similar dark shades of Green are Regimental colours of KORBR and QLR. ADC Comment: agreed but piping to be scarlet.

Ser	Order of Dress/Item	Description	Remarks
4	Buttons	Domed brass (gold) button mounted with matt white metal Fleur-de-Lys.	<p>Based on KINGS button, deriving through MANCHESTERS from 63rd Foot (in commemoration of 'Guadeloupe'). 47th (later LOYALS) and 59th also wore Fleur-de-Lys.</p> <p>ADC Comment: not approved. Default position is the current King's pattern button. 2-tone silver mounted on gold expensive at £1-35. DC IPT to produce comparative study, and item to be re-submitted to include King's horse symbol on small cap button.</p>
5	Glider Flash	Gold wire Glider on Blue ground (present KORBR pattern).	A BORDER distinction dating from Sicily 1944, it also recalls the WWII Airborne service of KINGS and S LAN R (PWV). Worn on upper right sleeve.
6	Collar Badges	The Lion of England in silver, 5.2 cm long (as present KORBR pattern). The Lions are inward facing. Fastened with two shanks and a split-pin.	<p>It is a Regimental tradition that King William III granted the badge in recognition of the 4th being one of the first to join him in 1688. It is referred to in the Royal Warrant of 1751 as the Regiment's 'ancient badge' and has been worn on uniform badges and buttons since at least circa 1774.</p> <p>ADC Comment: new badge to have clutch and pin fastening.</p>
7	Rank Badges	<p>Officers: Bath Star $\frac{3}{4}$ size plain bright metal, plain crown.</p> <p>OR: Gold badges & chevrons on Red.</p>	OR may also wear qualification badges and good conduct chevrons, the latter on a dark blue backing.
8	Parade Belt (OR)	White Corlene plastic belt with Union Locket. Central device: Sphinx super scribed 'Egypt' within a Fontenoy Laurel Wreath, Royal Crown above and small	The Sphinx is the most widespread of our Regimental Distinctions (8 th , 30 th , 40 th & 96 th), but does not feature elsewhere on our accoutrements; Fontenoy Wreath for 34 th /BORDER.

Ser	Order of Dress/Item	Description	Remarks
		rose below. Regimental title 'The Duke of Lancaster's Regiment' on surround. All in Gold metal	ADC Comment: agreed but in due course a new white belt to be considered (and for ease of maint) for the Army.
9	Officers' Shoulder boards (Ceremonial)	QLR pattern (Black worm in Gold braid)	The black worm is traditionally said to be in memory of General Wolfe, under whom the 40 th and 47 th fought at Louisburg and Quebec, 1758-59.
10	Ceremonial Sash	Crimson	
11	Sword	Infantry pattern. Leather scabbard and sword knot with Sam Browne; metal scabbard and gold sword knot with black worm when in Ceremonial dress.	See Serial 9 above for Ceremonial sword knot.
12	Officers' Gloves	White Cotton	
13	Footwear	Officers: George Boots (adjutants and field officers wear spurs). OR: Black ammunition boots.	
14	Socks	Officers: Dark Blue OR: Black (issue)	
15	<u>Service Dress (No. 2)</u> Forage Cap	Royals. As Serial 2 above.	Side Hat also worn on No 2 Dress – see serial 47.

Ser	Order of Dress/Item	Description	Remarks
16	Service Dress Tunic and Trousers	Officers: King's Division pattern khaki drab barathea.	Also worn by WO1s. ADC Comment: agreed. However as FAD will be introduced from 2007, careful consideration should be given to the need for this off pattern for WO1s.
17	Collar Badges	The Lion of England in silver, 4.3 cm long and inward facing (larger than present KORBR pattern, and of better quality). Fastened with two shanks and a split-pin.	ADC Comment on procurement: DC IPT to confirm possibility of funding. Fastening: clutch and pin with FAD No 2 Dress. This is a FAD requirement to enable re-cycling.
18	Tunic Buttons	Domed brass (gold) button mounted with matt white metal Fleur-de-Lys. Officers: 4 large (40 line) and 6 medium (30 line). OR: 8 medium (30 line).	ADC Comment: not approved – see serial 4.
19	Lanyard	Maroon double cord with three knots, worn on the left shoulder by all ranks. Present QLR pattern.	Worn successively by E LAN R, LAN R (PWV) and QLR since 1906, the colour derives from the original Pompadour facings of the 59 th Foot. The three knots refer to the long naval associations of the 30 th Foot and their service under Lord Nelson, whose victories at the Nile, Copenhagen and Trafalgar they are said to commemorate.
20	Medals	Court mounted	Not at public expense.
21	Glider Flash	Yellow Glider on Khaki ground (present	

Ser	Order of Dress/Item	Description	Remarks
		KORBR pattern.). Officers wear Gold wire Glider on khaki.	
22	Sword	Infantry pattern, brown leather scabbard and sword knot.	
23	Sam Browne	Infantry pattern, brown leather.	A frog is always worn with Sam Browne – KINGS and S LAN R custom.
24	Parade Belt (OR)	As 8 above	
25	Rank Badges	Officers: Bath star $\frac{3}{4}$ size plain bright metal, plain crown OR: Khaki worsted.	OR may also wear qualification badges and good conduct chevrons.
26	Tie	Khaki braid	As issued
27	Shirt	Sand coloured khaki	As issued
28	Footwear	Officers: Brown Oxford OR: Black ammunition boots	As issued
29	Socks	Officers: Fawn OR: Black	As issued

Ser	Order of Dress/Item	Description	Remarks
30	Officers' Gloves	Brown leather	
31	<u>Combat/Training Dress (No. 8)</u> Beret	Khaki Brown.	Currently worn by KORBR.
32	Badge	See Serial 1 above.	ADC Comment: question of embroidered badge for offr and how widely adopted in the inf to be investigated by Div Lt Col.
33	Badge Backing	Red Diamond Patch, 4.5 cm square, sewn on beret. Bottom point of diamond to touch hat band.	As currently worn by KORBR. A red cap badge backing has previously been worn by KINGS OWN, KINGS, and S LAN R (PWV) and their predecessors: the first two, as Royal Regiments, were authorized in 1879 to wear a red backing to the helmet plate in lieu of the previous red ball tuft; S LAN R wore a red badge backing in commemoration of a 40 th Foot action in America, 1777. The diamond shape was originally worn as a helmet flash from circa 1900 by the KINGS OWN, KINGS, E LAN R and MANCHESTERS (the last two deriving from the cardinal points of the Fleur-de-Lys badge of the 59 th and 63 rd Regts of Foot), and latterly as a beret patch by KORBR and QLR. ADC Comment: backing piece to be sewn on by DC IPT, requiring

Ser	Order of Dress/Item	Description	Remarks
			separate Stock Number.
34	Stable Belt	Maroon 2½", side fastening on left with two Black leather straps. Present QLR pattern.	<p>Introduced in 1958 on formation of LAN R (PWV). Maroon or similar has been common to all QLR predecessors and also to KINGS for well over a century.</p> <p>ADC Comment: issue of public expense for all ranks on formation to be reviewed by ECAB.</p>
35	Flash	KORBR Glider, Yellow on Olive Green ground (as current issue).	<p>Worn on Light Jacket (Combat Shirt), top right sleeve.</p> <p>ADC Comment: approved but NOT on No 8 Dress field and light jackets.</p>
36	TRF	Equal vertical stripes of (L-R) Maroon, Royal Gold and Deep Green , 5 cm x 3 cm.	<p>Worn on Combat Jacket. Maroon from QLR, Royal Gold from KORBR and Deep (Manchester) Green from KINGS.</p> <p>ADC Comment: this proposal was withdrawn. A new proposal incorporating the glider to be submitted.</p>
37	Rank/Regt Slides	<p>Maroon embroidered on Olive Green material with rank insignia and title:</p> <p>DUKE OF LANCASTER'S</p> <p>ACF slides to have 'ACF' in addition below the title.</p>	Issue DPM slides worn in the field.

Ser	Order of Dress/Item	Description	Remarks
38	<u>Mess Dress (No. 10)</u> Jacket	Scarlet Lancastrian Brigade sealed pattern with Peninsular cuffs and white piping (no change).	Worn for some fifty years by KORBR, KINGS and QLR and their predecessors. ADC Comment: NOT APPROVED. Hist Adv's view that facings (cuffs, collar etc.) should be blue to conform with historically correct colour for royal regt. To be re-submitted.
39	Collar Badges	Lion of England, small silver, inward facing. As Serial 17 above.	
40	Glider Flash	Gold wire Glider on Scarlet ground (present KORBR pattern).	
41	Waistcoat	Officers: Deep Green, QLR-style gold Russia No. 4 lace with black chevrons, 4 small (20 line) mounted Fleur-de-Lys buttons. WOs & NCOs: Deep Green, buttons as above.	KORBR and KINGS both wear plain green waistcoats. We wish to adopt the present KORBR shade, which is slightly lighter, with QLR lace. ADC Comment: NOT APPROVED. If blue facing adopted for jacket at serial 38 above, colour of waistcoat should be dark blue or scarlet. To be re-submitted.
42	Rank Badges	Officers: Embroidered Bath Star, ¾ size.	

Ser	Order of Dress/Item	Description	Remarks
		OR: Gold on Scarlet.	
43	Medals	Miniature, court-mounted	Not at public expense.
44	Shirt	Officers: Pique fronted, white button, plain gold cufflinks. OR: Plain white.	
45	Trousers	Officers: Dark blue overalls with raised scarlet stripe on outside seam. OR: No. 1 Dress.	
46	Footwear	Officers: Mess Wellingtons (boxed for spurs, worn by field officers and adjutants). OR: George boots.	
47	<u>Barrack Dress</u> <u>(No. 13)</u> Cap Field Service (Side Hat)	KINGS pattern: Maroon body, Deep Green crown, issue Regimental cap badge.	Also worn with SD.
	SD Cap		

Ser	Order of Dress/Item	Description	Remarks
48		Khaki barathea, dark brown leather chinstrap. Small (20 line) Regimental buttons, mounted, Regimental cap badge.	Officers and WOs I only.
49	Stable Belt	Maroon. As Serial 34 above.	
50	Officers'/WOs' Shirt	KINGS' pattern Blue/Gray with breast pockets and epaulettes.	Officers' and WOs' shirt sleeve order only. Currently worn by KINGS, it derives from the nineteenth century issue shirt. ADC Comment: DC IPT to check suitability of SCOTS shirt.
51	Lanyard	As Serial 19 above.	Shirt sleeve order only.
52	Pullover	Officers/WOs: KINGS' pattern Deep Green with V-neck and epaulettes. OR: Jersey Heavy Wool.	
53	Glider Flash	As Serial 21 above.	Worn on right shoulder of Pullover/Jersey Heavy Wool.

Ser	Order of Dress/Item	Description	Remarks
54	Metal Shoulder Titles	DUKE OF LANCASTER'S in two lines on a straight gold bar.	Worn in Shirt Sleeve Order and on Pullover/Jersey Heavy Wool.
55	Rank Badges	Officers: Bath star ¾ size plain bright metal, plain crown. OR: Khaki worsted.	Worn in Shirt Sleeve Order or on Pullover. OR may also wear qualification badges.
56	WOs' & Sgts' Sash	Standard Infantry pattern with QLR-pattern stitching.	
57	Shirt	Sand coloured khaki	As issued
58	Tie	Khaki braid	As issued (worn with Serial 57, not Serial 50).
59	Shoes	Officers: Brown Oxford OR: Black	As issued
60	Socks	Officers: Fawn OR: Black	

Ser	Order of Dress/Item	Description	Remarks
61	Officers' Cane	QLR pattern black cane with round silver head embossed with Regimental Crest.	Also carried in Service Dress and No. 1 Dress when sword not worn.

DRESS PROPOSAL
THE YORKSHIRE REGIMENT

Ser	Order of Dress/Item	Description	Remarks
	<u>No.1 Dress (Pool issue)</u>		
1	Forage Cap	Non Royal Regimental Forage Cap. Badges and small (22 ligne) buttons as serial 22 above	OR pattern as for non Royal inf regts cap.
2	Tunic	Blue, Infantry pattern	
3	Tunic Buttons	Domed brass buttons impressed with GH 'Danenbrog' cypher. 9 medium (30 ligne) buttons (13 for Offrs, who wear 2 buttons on each cuff)	ADC Comment: approved subject to crown on button design to more accurately reflect the Princess of Wales coronet. Question of mounting also to be clarified. Regt action with DC IPT.
4	Trousers	Blue infantry pattern Adjutants and Field Officers wear overalls	

Ser	Order of Dress/Item	Description	Remarks
5	Shirt	Offrs: white with stiff collar ORs: as issued	
6	Collar Badges	PWO Horse of Hannover with Yorkshire subscript as per serial 24 above	
7	Rank Badges	Offrs: Bath Star plain bright metal, plain crown ORs: Gold Badges & chevrons on Green	ORs may also wear qualification badges and good conduct chevrons, the latter on a dark blue backing
8	Medals	Court mounted	
9	Parade Belt with Buckle (OR)	As serials 30 and 31 above	ADC Comment: as for LANCS, white issue plastic belt to be re-considered in due course.
10	Officers' Shoulder boards (Ceremonial)	PWO pattern with black 'worm' in gold braid	Black 'worm' also in gold cord of sword knot. The black 'worm' is in memory of General Wolfe, under whom the 15 th Foot fought at Quebec, 1759.
11	Ceremonial Sash	Crimson	

Ser	Order of Dress/Item	Description	Remarks
12	Footwear	Offrs: George Boots (Adjutants and Field Officers wear spurs) ORs: Black ammunition boots	
13	Socks	Offrs: Dark Blue ORs: Black (issue)	
14	Gloves	Offrs White Cotton	
<u>Service Dress (No 2) (Pool for TA)</u>			
15	Forage Cap	Offrs: Non-Royal Forage Cap. Regimental cap badge and small (22 ligne) buttons embossed with the GH 'Danenbrog' cypher. ORs: Non-Royal Forage Cap. Regimental cap badge and small (22 ligne) buttons impressed with the GH Danenbrog cypher.	All three antecedent Regiments are 'non Royal'.
16	Service Dress Tunic and	Offrs: King's Division pattern Khaki drab	ADC Comment: agreed. However as FAD will be

Ser	Order of Dress/Item	Description	Remarks
	Trousers	barathea	introduced from 2007, careful consideration should be given to the need for this offr pattern for WO1s.
17	Collar Badges	Horse of Hannover with 'YORKSHIRE' subscript. Fastened with two shanks and a split pin, 3cm long, inward facing pair	Based on current PWO Cap badge. ADC Comment. New item subject to DC IPT development. Fastening: clutch and pin with FAD No 2 Dress. This is a FAD requirement to enable re-cycling.
18	Tunic Buttons	Domed brass (gold) buttons impressed with GH 'Danenbrog' cypher. Offrs: 4 x large (40 Line) and 6 x medium (30 line) ORs: 8 medium (30 line)	Based on current GH buttons but less 'Green Howard' scroll. ADC Comment. New item subject to DC IPT development.
19	Whistle Cord	As serial 12 above	
20	Medals	Court mounted	
21	Sword	Infantry pattern	

Ser	Order of Dress/Item	Description	Remarks
22	Sam Browne	Infantry pattern	
23	Parade Belt (OR)	White plastic Corlene.	
24	Buckle	Silver chrome plate with forage cap badge as serial 3 above	
25	Rank Badges	Offrs: Bath star plain bright metal, plain crown ORs: Khaki worsted with green backing	OR may also wear qualification badges and good conduct chevrons with green backing as per GH
26	Tie	Offrs: light woollen khaki braid ORs: dark woollen khaki braid	As issued
27	Shirt	Khaki	As issued
28	Shoes	Offrs: Brown 'Veldtschoen' ORs: Black ammunition boots	As issued

Ser	Order of Dress/Item	Description	Remarks
29	Socks	Offrs: Fawn ORs: Black	As issued: in current King's Div Dress Regs
30	Offrs' leather Gloves	Brown	
<u>Combat/Training Dress (No 8)</u>			
31	Beret	Khaki Brown	Currently worn by all three antecedent Regiments
32	Cap Badge (Beret)	ORs: The Duke of Wellington's Regiment crest of a lion rampant carrying a pennant with St George's Cross with a Yorkshire Rose superimposed on the lower half of the lion. The word 'YORKSHIRE' on the scroll beneath the rose. The material of the badge to be bi-metallic the lion and the scroll in bronze and the rose in silver. Height 4.5cm, width 3.5cm. on green backing 5cm x 4cm, see serial 4 below. Offrs/WO1s: Embroidered badge, 4.5cm x 3.5cm on a Brunswick Green backing, 5cm x 4cm.	Regt keen to see early pre-production version of the bimetallic OR badge. ADC Comment: approved, but contouring and texturing to be actioned by DC IPT as part of development and procurement process – to give depth and 3-dimension appearance.

Ser	Order of Dress/Item	Description	Remarks
33	Cap Badge – No 1 Dress Forage Cap	All ranks: The same design as for the ORs' badge above but with the lion and scroll in gold and the rose in white enamel.	ADC Comment: approved by The Queen. Development and procurement action now by DC IPT. However, petals of rose should be 'modelled' rather than be dead flat.
34	Badge Backing (beret only)	Brunswick Green, 5cm x 4cm, sewn on beret under tailoring contract (Cloth Melton NSN 8304 99 869 4363).	This is the same backing as currently worn by the Green Howards. ADC Comment: colour of green to be the standard issue DC IPT spec: pattern no. NSN 8305 99 869 4375.
35	Stable Belt	'Grass' Green with a central scarlet stripe bordered in black: Black – 0.5cm Scarlet – 1.00cm Green – remainder – overall width 6.0cm Clasp: Bronze male/female clasp, as per DWR design, with Yorkshire Rose in the centre and 'YORKSHIRE REGIMENT' around the circumference of the female fitting.	Colours represent the principal colours of the three antecedent Regiments PWO – Black - in memory of General Wolfe, under whom the 15 th Foot fought at Quebec, 1759 GH – Green – Green Howards DWR – Scarlet - The DWR facings, both the 33 rd and 76 th had the relatively rare red facings, which were carried forward into DWR Note: 'Grass' Green is the same green as currently worn by the Green Howards in their stable belt and is lighter than the Brunswick Green of the cap badge backing.
36	TRF	A rectangular TRF with the same colours and to the same proportions as those in the stable belt.	The design of the rose is to be the same as that approved for the cap badge and not that currently worn

Ser	Order of Dress/Item	Description	Remarks
		<p>These colours will lie behind a Yorkshire Rose . The outline of the rose to be in mid grey and a filling for the body of the rose in light grey. TRF size 5cm x 3cm , rose 2cm in diameter</p>	<p>on the E&WRR TRF.</p>
37	Rank/Regt Slides	<p>Olive green slides. 'YORKSHIRE' in black lettering at the base. ACF rank slides to have 'ACF' in addition below 'YORKSHIRE'</p> <p>Offrs/WO1s: insignia in white with green 'insets'. WO2s/ORs: insignia in black.</p>	<p>The design reflects the pattern currently worn by the Green Howards</p>
<p><u>Mess Dress (No 10)</u></p>			
38	Jacket	<p>GH Mess Jacket, collar badges as per serial 50 below. Embroidered Hannover Horse, 3cm, on left sleeve – only item on Mess Kit to reflect PWO heritage</p>	<p>ADC Comment: Horse badge to be re-submitted to ADC for consideration OOC – proposal to be based on embroidered silver thread. Also shade of green facings of jacket to be as close as possible to the mess waistcoat (i.e. similar to the two DC IPT samples shown). The Regt was strongly encouraged to adopt the DWR pattern cuff.</p>
39	Trousers	<p>Offrs: Blue overalls with scarlet piping</p> <p>SNCOs/Cpls - Blues trousers with scarlet stripe</p>	

Ser	Order of Dress/Item	Description	Remarks
40	Collar Badges	<p>Offrs: Embroidered Regimental Cap badge</p> <p>NCOs: Inward facing regimental cap badges the design and size to be the same as that of the Forage Cap badge (see serial 2)</p>	
41	Waistcoat	<p>Offrs: GH pattern</p> <p>WOs & SNCOs: GH pattern</p>	
42	Cummerbund	<p>Brunswick Green silk, facing material, backed with a white rayon. The cummerbund is 11 cm wide and 65 cm long. Tapering from 11cm front centre, to 5 cm at each end. There are 3 folds that are pleated and spaced from the bottom at 2.5 cm, 3 cm, 2.5 cm, leaving 3cm at the top.</p>	<p>All Cpls purchase Mess Jacket, Cpls voluntary purchase. Cummerbund worn instead of a waistcoat by JNCOs.</p>

Ser	Order of Dress/Item	Description	Remarks
43	Rank Badges	Offrs: Embroidered Bath Star $\frac{3}{4}$ size ORs: Gold on green	Standard Kings Div pattern
44	Medals	Miniature, court mounted	
45	Shirt	Offrs: Pique fronted, white buttons, plain gold cufflinks ORs: Plain white	
46	Footwear	Offrs: Mess Wellingtons (boxed for spurs, spurs worn by Field Officers and Adjutants) ORs: George boots	
	<u>Barrack Dress (No 13)</u>		

Ser	Order of Dress/Item	Description	Remarks
47	Cap Field Service (Side Hat) – Offrs only	Dark green body and tip, dark blue flaps and peak, gold piping round body and flaps. Two small (22 line) buttons embossed with silver Green Howards ‘Danenbrog’ cipher. Embroidered cap badge.	The design reflects the pattern currently worn by the Green Howards. The cap is also worn with SD.
48	Officer’s SD Cap	Khaki barathea. Dark brown leather chinstrap. Small (22 line) buttons embossed with silver ‘Danenbrog’ cypher. Regimental cap badge as Serial 2 above.	
49	Stable Belt	As Serial 5 above	
50	Officers’ Shirt	Div pattern	
51	Whistle Cord	Double cord with three knots, worn on the left shoulder by Offrs, WOs and SNCOs 1 st Battalion – Black (PWO) 2 nd Battalion – ‘Grass’ Green (GH) 3 rd Battalion – Scarlet (DWR) 4 th Battalion (TA) – To be confirmed	To be worn in shirt sleeve order only. Whistle cords are currently worn by DWR and GH who wish to take this forward into the new regiment.
52	Pullover	Jersey heavy wool – as issued	

Ser	Order of Dress/Item	Description	Remarks
53	Metal Shoulder Titles	'YORKSHIRE' on a straight gold bar with a Brunswick Green backing	Worn in Shirt sleeve order or on Pullover. OR may also wear qualification badges on the sleeve
54	Rank Badges	Offrs: Bath star, plain bright metal, plain crown ORs: Khaki worsted with green backing.	Div pattern
55	WOs' and SNCOs' Sash	Standard Infantry pattern	As issued
56	Tie	Khaki braid. As for serial 26	As issued
57	Shirt	Offrs: Div pattern ORs: Khaki – as issued	As issued
58	Shoes	Offrs: King's Div pattern 'Veldtschoen' Brown ORs: Black	As issued

Ser	Order of Dress/Item	Description	Remarks
59	Socks	Offrs: Fawn ORs: Black	
60	WOs' and SNCOs' Cane	PWO pattern black cane, 0.9m long and 3.5cm tapering to 1.8cm in diameter, with a silver head, 8cm long bearing a Yorkshire Rose embossed on the head and the cap badge embossed on the side.	PWO tradition to be taken forward into the new Regiment. RSM carries a pace stick Also carried in Service Dress and No.1 Dress



Ministry of Defence
 Directorate of Personal Services (Army) – PS12(A)

Telephone
 Facsimile
 E-Mail

Military
 Facsimile

D/DPS(A)/25/1/1 /PS12(A)

See Distribution

25 November 2005

**MINUTES OF 324th MEETING OF THE ARMY DRESS COMMITTEE HELD AT HQ
 AG UPAVON ON 27 OCT 2005 TO CONSIDER SCOTS FIS DRESS PROPOSAL**

Present	Maj Gen TN Tyler	DAG	Chairman
	[REDACTED]	SO1 PS HQ LAND SO1 PS12(A) RO2c PS12(A)	Secretary
In Attendance	[REDACTED]	SO1 Future Army Dress Senior Customer Liaison Manager, DC IPT	
	[REDACTED]	Customer Liaison Officer (Army), DC IPT	
	[REDACTED]	Development Project Manager 1 DC IPT	
	[REDACTED]	Hist Adv Asst Hist Adv	
SCOTS team	[REDACTED]	Comd 52 Inf Bde	Chairman Working Group
	[REDACTED]	Div Lt Col Scottish Div	

ITEM	DISCUSSION	DECISIONS	ACTION
1. Chairman's welcome address	The Chairman noted that sub-committees had taken early agreements and soundings in particular on issues related to the new cap badge, which had served a very useful purpose – and much of this tied in with FAD. Also, although much of FIS costs were attributed to SCOTS dress, this was inevitable - but good work had been done in standardising dress which should result in medium to long-term savings.		




ITEM	DISCUSSION	DECISIONS	ACTION
<p>2. SCOTS Dress Proposal (less headdress other than TOS)</p>	<p>a. Brig Mackay presented the draft proposal at Annex A and outlined the reasons behind the proposals, the co-ordination with DC IPT and the modus operandi of the Working Group as follows:</p> <p>On the announcement of the requirement to form a new Regiment, Maj Gen W E B Loudon, the Colonel Commandant of the Scottish Division, commissioned a Working Group, lead by Brigadier Mackay, to investigate a new uniform. The Secretariat for the Group was provided from the Scottish Division Office. The Working Group was representative of all regular and TA battalions and had input from the RFCAs and the Cadets. Meetings were held regularly and worked on the basis of using existing sealed patterns as much as possible. The remit for the uniform was that it be smart, stylish, Scottish and essentially something of which the soldiers can be proud.</p> <p>b. Items of dress were approved by the Committee, except where stated in the remarks column in bold, which also contains specific ADC comments where relevant. Design of plate to be re-submitted.</p> <p>c. Badger hackle for 5th Bn also to be ratified by the ADC in due course.</p> <p>c. The issue of headdress was discussed at the end of the meeting and the outcome is summarised below.</p>	<p>APPROVED Decision 4067 (except for No 1A Cross Belt)</p>	<p>Div Lt Col Scottish Div</p> <p>SCOTS WG</p> <p>DC IPT</p> <p>HQ LAND</p>
<p>3. Headdress</p>	<p>It was understood that a common Tam O'Shanter would be worn, with distinguishing bn hackles, when dress requiring combat boots was to be worn.</p> <p>For No 1 and No 2 Dress, and orders of dress with brogues, the ADC decision was that antecedent bn No 1 Dress headdress would be worn.</p> <p>Post-meeting note: ECAB taken decision as recommendation and would make final decision in early Nov.</p>		



ITEM	DISCUSSION	DECISIONS	ACTION
4. Arrangement for Next Meeting.	The next ordinary or regular meeting would take place on Tue 22 Nov 05 in the conference room HQ AG Upavon at 1330 hours, VB to the new DAG at 1300 hours.		Sec ADC

Signed on CHOtS


 RO2c PS12(A)
 Sec Army Dress Committee

Annex:

A. SCOTS FIS Dress Proposal.

Distribution:

External:

Action:

SHAPE (for D/UKNMR(A))
 PJHQ (for DACOS J1)
 HQ LAND (for Log Sp Branch)
 HQ ARRC
 HQ NI (2) (G1, Log Sp Branch)
 HQ 1 (UK) Armd Div
 HQ 2 Div
 HQ 3 (UK) Div
 HQ 4 Div
 HQ 5 Div
 HQ UKSC(G)
 HQ 101 Log Bde
 HQ 102 Log Bde
 HQ LONDIST (for Log Sp Branch)
 HQ BF Gibraltar
 HQ BF Cyprus
 HQ BF South Atlantic Islands
 HQ H Div (for Bde Maj)
 HQ DRAC
 RHQ RA
 RHQ RE
 RHQ R SIGNALS



HQ INF
HQ Scottish Div
HQ Queen's Div
HQ King's Div
HQ Prince of Wales's Div
HQ Light Div
RHQ R IRISH
RHQ PARA
RHQ Brigade of Gurkhas
RHQ AAC
HQ RACHD
RHQ RLC
HQ AMS
RHQ REME
RHQ AGC
HQ SASC
HQ INT CORPS
HQ APTC (2) (Copy to DCIPT CST CLO PAT)
HQ DCAMUS
HQ RMAS (3) (AcSM, Adj, QM)
HQ SPSTS DCPA (CO) (Female Focus)
DC IPT (IPTL)

Information:

FSPO RN Supply Organisation
UCPSM(1) RAF Innesworth
HQ RM
HQ 238 Sig Sqn

Internal:

Action:

HQ ATRA (for SO1 Plans)
All Committee Members and those in attendance.

Information:

DM(A)
Info (Exp) Analysis Branch
PS10 (A)
PS12 (A)

MOD RQMS (By Post)
Chairman Army Historical Society
HQ AG – DM(A) SO2 Diversity
AGWeb



ROYAL REGIMENT OF SCOTLAND – FIS DRESS PROPOSAL

1. NO 1 DRESS. (1) NO 1A – CEREMONIAL

Items of Uniform	Officers	WOs	SNCOs	ORs	Remarks
Headdress					To be confirmed
Jacket and buttons (6 large, 18 small)	Archer Green barathea doublet of Scottish Division pattern. Large anodized Regimental buttons on front. Small-anodized Regimental anodised buttons on cuffs, skirts and pair of large buttons on backwaist. Gold russia for Officers. Silver russia for Other Ranks				ADC Comment: silver should read white worsted Also loss of clarity possible on small button
Rank	Issued (Highlanders Pattern) green backed, gold shoulder cords with black thread and green backing. 1" rank stars and crowns	Gold braid with green backing			
Shirt	White collarless with gold cufflinks	Green T-Shirt			
Collar Dogs	RS officers pattern Gold embroidered thistle.	RS other ranks Brass thistle. Pattern No 21980 (but with Cuidich N'Righ motto).			Modified design for DC IPT
Cross Belt	White plastic Cross Belt. 4" x 3" Brass plate of Regimental Crest Two slings with loops and studs	ADC Comment: not yet approved. Design of plate to be re-submitted at future ADC meeting.			
Waist Belt	White issue plastic Waist belt with Brass Plate with superimposed Regimental Cap badge				SNCOs, ORs with Bayonet frogs
Sash	Crimson issue sash	Red issue sash	Red issue sash	–	
Gloves	White Cotton				



Items of Uniform	Officers	WOs	SNCOs	ORs	Remarks
Kilt	Govt 1A Tartan (Tailors/ Officers) Patt No TBC. Boxed Pleats				1A superfine for all
Kilt Rosettes	Yes	Yes	Yes	No	BW pattern: regt expense
Sporran	White Hair with Two Black Tassels and White Leather Belt and BW Cantle				2. oat hair
Hose Tops	Footless stocking Black and Red dicing				
Flashes	Highland scarlet flat flashes				
Gaiters	Highlander's pattern. Long white canvas with 8 buttons. High point in the back, black leather strap under instep, secured by two black buttons on each side				
Sgian Dubh	Regimental Sgian Dubh with Cap badge	No Sgian Dubh			Regt to consider different cap badge design
Shoes	Highland, brogue, black				
Accoutrement	Highland Broadsword Full basket Plated Scabbard	Rosewood Pace Stick	Rifle and Bayonet	Rifle and Bayonet	ADC Comment: grandfather's rights would apply for half basket swords for field offr.



2. **NO 1 DRESS.** (1) NO 1B – NON- CEREMONIAL



Items of Uniform		WOs	SNCOs	ORs	Remarks
Headdress	As for serial 1				
Jacket and buttons (6 large, 18 small)	Archer Green barathea doublet of Scottish Division pattern. Large anodized Regimental buttons on front. Small-anodized Regimental anodised buttons on cuffs, skirts and backwaist. Gold russia for Officers Silver russia for Other Ranks				White Russia for ORs
Rank	Issued (Highlanders Pattern) green backed, gold shoulder cords with black thread and green backing. 1" rank stars and crowns	Gold braid with green backing			
Shirt	White collarless with gold cufflinks	Green T-Shirt			
Collar Dogs	RS officers pattern Gold embroidered thistle.	RS other ranks Brass thistle. Pattern No 21980 (but with Cuidich N'Righ motto).			
Waist Belt	White issue plastic Waist belt with Brass Plate with superimposed Regimental Cap badge				ADC Comment Dress Regs to record that belt be worn sitting on tail buttons
Sash	Crimson issue sash	Red issue sash	Red issue sash	—	
Gloves	White Cotton				
Kilt	Govt 1A Tartan (Tailors/ Officers) Patt No TBC. Boxed Pleats				
Kilt Rosettes	Yes	Yes	Yes	No	
Sporran	White Hair with Two Black Tassels and White Leather Belt and BW Cantle				
Hose Tops	Footless stocking Black and Red dicing				
Flashes	Highland scarlet flat flashes				
Gaiters	Highlander's pattern. Long white canvas with 8 buttons. High point in the back, black leather strap under instep, secured by two black buttons on each side				
Sgian Dubh	Regimental Sgian Dubh with Cap badge	No Sgian Dubh			
Shoes	Highland, brogue, black				
Accoutrements	Cane	Rosewood Pace Stick			



3. NO 1 DRESS

b. NO 1C – LEVEE DRESS

Items of Uniform	Officers	Remarks
Headdress	As for serial 1	
Jacket and buttons (6 large, 18 small)	Archer Green barathea doublet of Scottish Division pattern. Large anodized Regimental buttons on front. Small-anodized Regimental anodised buttons on cuffs, skirts and backwaist. Gold russia for Officers, Silver russia for Other Ranks	White Russia for ORs
Rank	Issued (Highlanders Pattern) green backed, gold shoulder cords with black thread and green backing. 1" rank stars and crowns	
Shirt	White collarless with gold cufflinks	
Collar Dogs	RS officers pattern Gold embroidered thistle.	
Cross Belt	White plastic Cross Belt. 4" x 3" Brass plate of Regimental Crest Two slings with loops and studs	
Waist Belt	White issue plastic Waist belt with Brass Plate with superimposed Regimental Cap badge	
Sash	Crimson issue sash	
Gloves	White Cotton	
Kilt	Govt 1A Tartan (Tailors/ Officers) Patt No TBC. Boxed Pleats	
Kilt Rosettes	Yes	
Sporran	White Hair with Two Black Tassels and White Leather Belt and BW Cantle	
Ball Hose	Full Length Black and Red diced hose	
Flashes	Highland scarlet flat flashes	
Sgian Dubh	Regimental Sgian Dubh with Cap badge	
Shoes	Highland buckled evening shoes	
Accoutrements	Highland Broadsword Full basket Plated Scabbard	



4. NO 2 DRESS.

c. NO 2A – CEREMONIAL

Items of Uniform	Officers	WOs	SNCOs	ORs	Remarks
Headdress	As for serial 1				
Jacket and buttons	Dark Guards shade barathea Jacket of Scottish Division Pattern. 3 large Regtl buttons, 6 small Regtl buttons	Dark Guards shade barathea Jacket of Scottish Division Pattern. 3 large Regtl buttons, 6 small Regtl buttons			For Dark Guards read Brown Khaki. To be phased in with FAD
Rank	Gilt 1" Rank stars	Khaki cloth			
Collar Dogs	RS other ranks pattern No 21980 (but with Cuidich N'Righ motto) in bronze Patt No TBC	RS other ranks pattern No 21980 (but with Cuidich N'Righ motto) in gilt Patt No TBC			
Shirt and tie	Scottish Division Offr pattern issue khaki shirt, issue braided khaki tie	Issue khaki shirt and issue braided tie.			
Sashes/ Belts and Plates	Sam Browne	Brown leather sword belt	White issue plastic Waist belt with 2" Brass Plate with superimposed Regimental Cap badge		SNCOs, ORs with Bayonet frogs
	-	Red issue sash	Red issue sash	-	
Gloves	Brown leather	Brown leather	-	-	
Kilt	Govt 1A Tartan (Tailors/ Officers) Patt No TBC. Boxed Pleats				
Kilt Rosettes	Yes	Yes	Yes	No	
Sporran	White Hair with Two Black Tassels and White Leather Belt and BW Cattle				
Hose Tops	Footless stocking Black and Red dicing				
Flashes	Highland scarlet flat flashes				
Gaiters	Highlander's pattern. Long white canvas with 8 buttons. High point in the back, black leather strap under instep, secured by two black buttons on each side				
Sgian Dubh	Regimental Sgian Dubh with Cap badge	No Sgian Dubh			
Shoes	Highland, brogue, black				
Accoutrements	Highland Broadsword Full basket Plated Scabbard	Rosewood Pace Stick	Rifle and Bayonet	Rifle and Bayonet	



5. NO 2 DRESS.

NO 2B – NON- CEREMONIAL

Items of Uniform	Officers	WOs	SNCOs	ORs	Remarks
Headdress	As for serial 1				
Jacket and buttons	Dark Guards shade barathea Jacket of Scottish Division Pattern. 3 large Regtl buttons, 6 small Regtl buttons	Dark Guards shade barathea Jacket of Scottish Division Pattern. 3 large Regtl buttons, 6 small Regtl buttons			For Dark Guards read Brown Khaki
Rank	Gilt 1" Rank stars	Khaki cloth			
Collar Dogs	RS other ranks pattern No 21980 (but with Cuidich N'Righ motto) in bronze Patt No TBC	RS other ranks pattern No 21980 (but with Cuidich N'Righ motto) in gilt Patt No TBC			
Shirt and tie	Scottish Division Offr pattern issue khaki shirt, issue braided khaki tie	Issue khaki shirt and issue braided tie.			
Sashes/ Belts and Plates	Sam Browne	White issue plastic Waist belt with 2" Brass Plate with superimposed Regimental Cap badge			
	-	Red issue sash	Red issue sash	-	
Gloves	Brown leather	-	-	-	
Kilt	Govt 1A Tartan (Tailors/ Officers) Patt No TBC. Boxed Pleats				
Kilt Rosettes	Yes	Yes	Yes	No	
Sporran and badge	Brown leather purse with badge of crowned thistle, Patt No.30150 HIGHLANDERS badge				
Lovat Hose	Lovat green hose				
Flashes	Highland scarlet flat flashes				
Sgian Dubh	Regimental Sgian Dubh with Cap badge	No Sgian Dubh			
Shoes	Highland, brogue, black				
Accoutrements	Cane	Rosewood Pace Stick			



6. NO 2 DRESS.

i NO 2C – NON- CEREMONIAL, TREWS

Items of Uniform	Officers	WOs	SNCOs	ORs	Remarks
Headdress	As for serial 1				
Jacket and buttons	Dark Guards shade barathea Jacket and buttons of Scottish Division Pattern. 3 large Regtl buttons, 6 small Regtl buttons	Dark Guards shade barathea Jacket and buttons of Scottish Division Pattern. 3 large Regtl buttons, 6 small Regtl buttons			For Dark Guards read Brown Khaki
Rank	Gilt 1" Rank stars	Khaki cloth			
Collar Dogs	RS other ranks pattern No 21980 (but with Cuidich N'Righ motto) in bronze Patt No TBC	RS other ranks pattern No 21980 (but with Cuidich N'Righ motto) in gilt Patt No TBC			
Shirt and tie	Scottish Division Offr pattern issue khaki shirt, issue braided khaki tie	Issue khaki shirt			
Sashes/ Belts and Plates	Sam Browne	White issue plastic Waist belt with 2" Brass Plate with superimposed Regimental Cap badge			
	-	Red issue sash	Red issue sash	-	
Gloves	Brown leather	-	-	-	
Trews	Govt 1A Tartan Staff Trews, High back, braces	Govt 1A Tartan working Trews, issue, straight cut with belt loops, use braces			
Shoes	Highland, brogue, black				
Accoutrements	Cane	Rosewood Pace Stick			



7. NO 8 DRESS

d. COMBAT 95

Items of Uniform	Officers		SNCOs	ORs	Remarks
Tam O' Shanter	TOS Khaki (From Tailor)	Issue Scottish Division Pattern			
Tartan Cap badge Backing	Govt 1A patch				
Cap badge	Issue Gilding Metal, Silver and Burnished Gilt				
Hackle	Bn Hackle – RSB, 1st Bn The Royal Regiment of Scotland – Black - Patt No 15131, RHF, 2 nd Bn The Royal Regiment of Scotland – White - Patt No 17924A, BW, 3 rd Bn The Royal Regiment of Scotland – Red -Patt No 19122, HLDRS, 4 th Bn The Royal Regiment of Scotland – Blue - Patt No 18515, A + SH, 5 th Bn The Royal Regiment of Scotland – Badger -Patt No TBC, 52 LOWLAND AND 51 HIGHLAND - Hackles as Coy Pattern, Regimental Band – No Hackle				DC IPT developing synthetic badger hair for 5th Bn.
Rank	Red cloth stars and crowns on DPM slide	Issue CS95 rank slides			Issue rank slides for officers on ops and exercise.
Tactical Recognition Flash	Regimental Lion Rampant on Saltire				ADC approved the blue version only
Stable Belt	Govt 1A Tartan				



CB95 Jacket and buttons, Shirt, Trousers	DPM, Issued			
Boots	Black leather, Issued			
Accoutrements	-	Pace Stick	-	

8. NO 10 DRESS

e. NO 10A – MESS DRESS

Items of Uniform	Officers	WOs and SNCOs	Cpls	Remarks
Headdress	As for serial 1		Cpls Mess Dress will be	If appropriate
Mess Dress Jacket and buttons	Scarlet refine doeskin with roll collar. Dark Blue coloured quilted silk on lapels and plain dark blue coloured silk round collar. White piping 1/8" wide all round edge of Jacket. Dark Blue refine doeskin gauntlet cuff with white piping; fly for 4 small mounted Regimental buttons. Four small mounted Regimental buttons and buttonholes down front. No collar badges. Lined with Dark Blue and cream coloured art quilted silk. One inside pocket	Scarlet refine doeskin Jacket. Dark blue superfine roll collar and pointed cuffs. Three small Regimental buttons mounted on the cuff. Three small Regimental buttons down front. No piping, no collar badges. Gold badges of rank with black backing.	No 10B - Mess Undress at all times - -	Proposed after consultation with Hist Adv
Rank	RHF Pattern shoulder cords. Twisted Gold shoulder cords with embroidered thistle at base. Small embroidered badges of rank	Gold cloth badges with black backing		ADC Comment: backing to be changed from black to scarlet
Mess Waistcoat	HLDRS Pattern Dark blue refine cloth with roll collar all edged round with gold piping. Pockets decorated gold, 2. Gilt mounted Regimental buttons, 4	Government 1A Regimental tartan with dark blue rayon back with strap and buckle. 'V' front without collar. No piping. Three small mounted Regimental buttons and holes.		
Shirt and bow tie	White marcella shirt, white buttons and soft collar. Black bowtie	White marcella shirt, white buttons and soft collar. Black bowtie		
Sashes	Crimson issue sash	Red issue sash		Duty personnel
Kilt	Govt 1A Tartan (Tailors/ Officers) Boxed Pleats, BW Rosettes of Green Silk			
Sporran	White Hair with Two Black Tassels and White Leather Belt and BW cantle.			
Ball Hose	Full length black and red diced hose Highland Scarlet Flashes			
Sgian Dubh	Regimental Sgian Dubh with Cap badge	-		
Shoes	Highland, buckled			
Accoutrements	Cane	-		



9. **NO 10 DRESS.**

i NO 10B – MESS UNDRESS



Items of Uniform	Officers		Cpls	Remarks
Headdress	As for serial 1			If appropriate
Mess Dress Jacket and buttons	Scarlet refine doeskin with roll collar. Dark Blue coloured quilted silk on lapels and plain dark blue coloured silk round collar. White piping 1/8" wide all round edge of Jacket. Dark Blue refine doeskin gauntlet cuff with white piping; fly for 4 small mounted Regimental buttons. Four small mounted Regimental buttons and buttonholes down front. No collar badges. Lined with Dark Blue and cream coloured art quilted silk. One inside pockets	Scarlet refine doeskin Jacket. Dark blue superfine roll collar and pointed cuffs. Three small Regimental buttons mounted on the cuff. Three small Regimental buttons down front. No piping, no collar badges. Gold badges of rank with black backing.	Scarlet refine doeskin Jacket. Dark blue superfine roll collar and pointed cuffs. Three small Regimental buttons mounted on the cuff. Three small Regimental buttons down front. No piping, no collar badges. Gold badges of rank with black backing.	
Rank	RHF Pattern shoulder cords. Twisted Gold shoulder cords with embroidered thistle at base. Small embroidered badges of rank	Gold cloth badges with black backing	Gold cloth badges with black backing	
Mess Waistcoat	HLDRS Pattern Dark blue refine cloth with roll collar all edged round with gold piping. Pockets decorated gold, 2. Gilt mounted Regimental buttons, 4	Government 1A Regimental tartan with dark blue rayon back with strap and buckle. 'V' front without collar. No piping. Three small mounted Regimental buttons and holes.	Regimental dark blue silk cummerbund in place of a waistcoat.	
Shirt and bow tie	White marcella shirt, white buttons and soft collar. Black bowtie	White marcella shirt, white buttons and soft collar. Black bowtie	White marcella shirt, white buttons and soft collar. Black bowtie	
Sashes	Crimson issue sash	Red issue sash		Duty personnel
Trews	Govt 1A Tartan Staff Trews for Offrs and WOs	Issue working trews for Sgts and below		
Socks	Black/dark blue			
Shoes	George Boots	Highland, brogue, black		
Accoutrements	Cane	-	-	





10. NO 13 DRESS.

i NO 13A – BARRACK DRESS

Items of Uniform	Officers	WOs	SNCOs	ORs	Remarks
Headdress	As for serial 1				
Jersey	Regimental bluish green heavy jersey			JHW	
Rank	Red cloth badges of rank on olive green slide.	Red backed cloth badges of rank	Khaki cloth		
Shirt and tie	Scottish Division Offr pattern issue khaki shirt, issue braided khaki tie	Issue khaki shirt			
Belt	The Regimental stable belt may be worn under the jersey if required				
Kilt	Govt 1A Tartan (Tailors/ Officers) Patt No TBC. Boxed Pleats				
Kilt Rosettes	Yes	Yes	Yes	No	
Sporran and badge	Brown leather purse with badge of crowned thistle, Patt No.30150				
Lovat Hose	Lovat green hose				
Flashes	Highland scarlet flat flashes				
Sgian Dubh	Regimental Sgian Dubh with Cap badge	No Sgian Dubh			
Shoes	Highland, brogue, black				
Accoutrements	Cane	Rosewood Pace Stick	-	-	



11. NO 13 DRESS.

ii NO 13B – BARRACK DRESS, TREWS

Items of Uniform	Officers	WOs	SNCOs	ORs	Remarks
Headdress	As for serial 1				
Jersey	Regimental bluish green heavy jersey			JHW	
Rank	Red cloth badges of rank on olive green slide.	Red backed cloth badges of rank	Khaki cloth		
Shirt and tie	Scottish Division Offr pattern issue khaki shirt, issue braided khaki tie	Issue khaki shirt			
Belt	Government 1A tartan regimental stable belt				
Trews	Govt 1A Tartan Issue working trews straight cut, using belt loops				
Socks	Black/ dark blue				
Shoes	Highland, brogue, black				
Accoutrements	Cane	Rosewood Pace Stick	-	-	



12. NO 14 DRESS.

iii NO 14A – SHIRT SLEEVE CEREMONIAL

Items of Uniform	Officers	WOs	SNCOs	ORs	Remarks
Headdress	As for serial 1				
Regimental blue shirt	RHF Blue shirt		Standard issue khaki		
Issue khaki shirt	-		Khaki shirt		
Rank	Anodised 1" rank	Leather wrist band	Khaki cloth chevrons		RSM-tartan wrist band
Belt	Sam Browne	Sword belt	White belt		SNCOs, ORs with bayonet frog
Sash	-	Red	Red	-	
Kilt	Govt 1A Tartan (Tailors/ Officers) Patt No TBC. Boxed Pleats				
Kilt Rosettes	Yes	Yes	Yes	No	
Hair Sporrans	White Hair with Two Black Tassels and White Leather Belt and BW Cante				
Hose Tops	Footless stocking Black and Red dicing				
Flashes	Highland scarlet flat flashes				
Gaiters	Highlander's pattern. Long white canvas with 8 buttons. High point in the back, black leather strap under instep, secured by two black buttons on each side				
Sgian Dubh	Regimental Sgian Dubh with Cap badge	No Sgian Dubh			
Shoes	Highland, brogue, black				
Accoutrements	Highland Broadsword Full basket Plated Scabbard	Rosewood Pace Stick	Rifle and Bayonet	Rifle and Bayonet	



13. NO 14 DRESS.

iv NO 14B – SHIRT SLEEVE. BARRACK DRESS

Items of Uniform	Officers	WOs	SNCOs	ORs	Remarks
Headdress					
Regimental blue shirt	Blue shirt		-		
Issue khaki shirt	-		Khaki shirt		
Rank	Anodised 1" rank	Leather wrist band	Khaki cloth chevrons		RSM-tartan wrist band
Waist Belt	Brown Leather Belt		White belt		
Kilt	Govt 1A Tartan (Tailors/ Officers) Patt No TBC. Boxed Pleats				
Kilt Rosettes	Yes	Yes	Yes	No	
Sporran and badge	Brown leather purse with badge of crowned thistle, Patt No.30150				
Lovat Hose	Lovat green hose				
Flashes	Highland scarlet flat flashes				
Sgian Dubh	Regimental Sgian Dubh with Cap badge	No Sgian Dubh			
Shoes	Highland, brogue, black				
Accoutrements	Cane	Rosewood Pace Stick	-	-	



14. NO 14 DRESS.

NO 14C – SHIRT SLEEVE. BARRACK DRESS, TREWS

Items of Uniform	Officers	WOs	SNCOs	ORs	Remarks
Headdress					
Regimental blue shirt	Blue shirt		-		
Issue khaki shirt	-		Khaki shirt		
Rank	Anodised 1" rank	Leather wrist band	Khaki cloth chevrons		RSM-tartan wrist band
Waist Belt	Brown Leather Belt		White belt		Stable belt when allowed
Trews	Govt 1A Tartan Issue working trews straight cut, using belt loops				
Socks	Black/ dark blue				
Shoes	Highland, brogue, black				
Accoutrements	Cane	Rosewood Pace Stick	-	-	



15. NO 15 DRESS.

v NO 15 DRESS – BLUE PATROLS

Items of Uniform	Officers and RSM	Remarks
Headdress		
Blue Patrol Jacket and buttons	RHF pattern Jacket, 15 small Regtl buttons	Ribbons only
Rank	Anodised 1" rank stars and crowns	
Shirt	White collarless shirt with gold cufflinks	
Sashes	Crimson issue sash	Duty personnel
Gloves	White cotton	
Trews	Govt 1A Tartan Staff trews	
Socks	Black/dark blue	
Shoes	George boots (Highland Brogue for RSM)	
Accoutrements	Cane (Dirk for orderly officer, adjutants and field officers only) RSM – Pace Stick	

