

New social housing lettings in England, 2018/19

How many social housing properties are being newly let?



13% of new lettings are **Affordable Rent** – set at no more than 80% of local market rent



87% of new lettings are **Social Rent** – determined through national rent regime

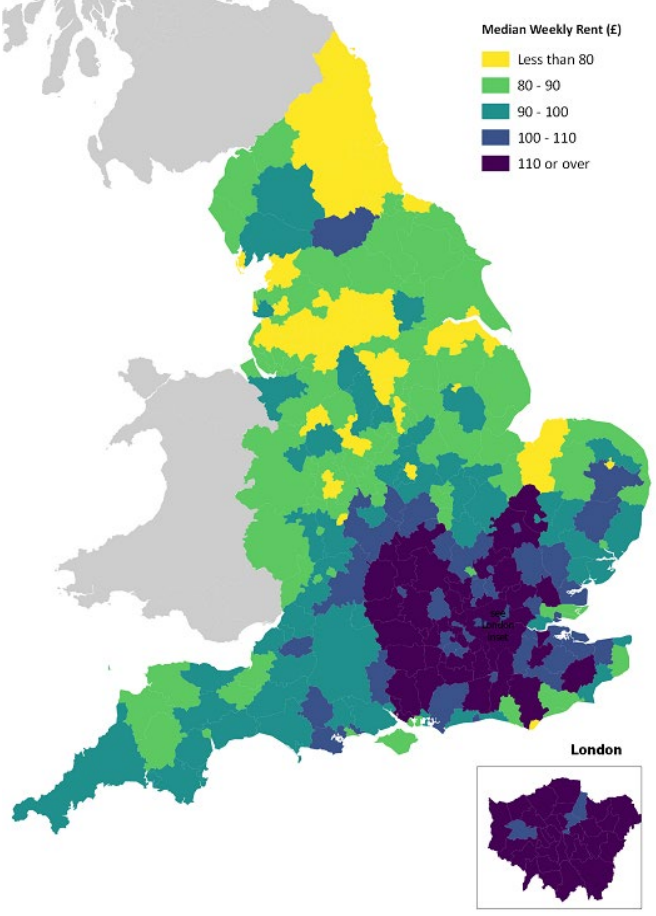
73% of new lettings are **General Needs** – no support arrangements



27% of new lettings are **Supported Housing** – designated support for specific client groups


How affordable is social housing?

Median weekly rents for new social housing lettings are highest in London and surrounding areas

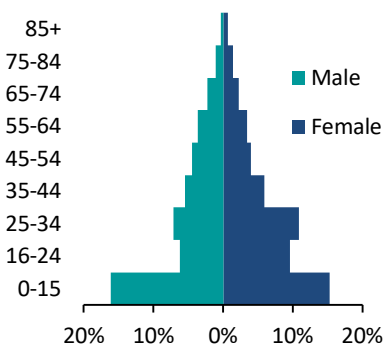


Who are starting new social housing tenancies?


Household composition (%) of new lettings



Age of tenants in new social housing



Age of English population



How long were households on the waiting list?

