



Final and interim proven reoffending statistics for Community Rehabilitation Companies and the National Probation Service

October to December 2017

Main points

This publication provides the **final** proven reoffending results for the **October to December 2017** offender cohorts being managed by Community Rehabilitation Companies (CRC) under payment by results (PbR) arrangements.

Twelve CRCs achieved **significant reductions** in the **binary rate**



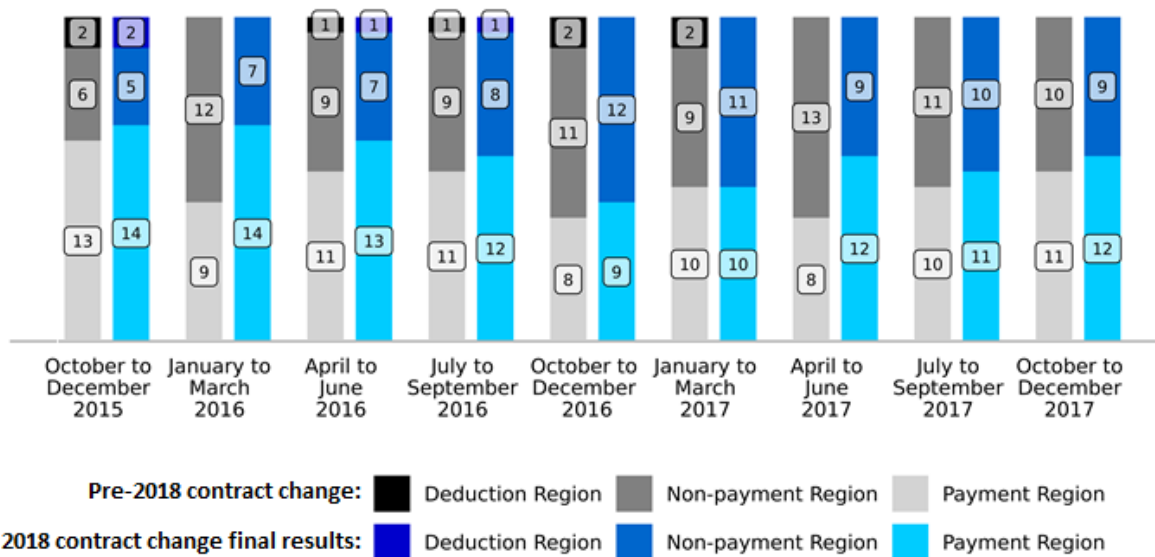
Twelve CRCs in the October to December 2017 cohort will receive a **payment** for statistically significant reductions in the **binary rate** compared to the 2011 baseline

None of the CRCs saw **significant increases** in the **binary rate**



None of the CRCs in the October to December 2017 cohort will receive a financial deduction for statistically significant increases in the **binary rate** compared to the 2011 baseline

Figure 1: Number of CRCs in the payment, non-payment and deduction regions in each final cohort for the binary measure¹



¹ Two contract variations associated with the binary and frequency measures of reoffending were agreed with CRCs in 2018.

1. Introduction

This publication provides the **final** proven reoffending results for the **October to December 2017** offender cohorts that are being managed by CRCs under PbR arrangements. These results reflect the changes to the CRC contracts,² announced in 2018, which resulted in an adjustment to the binary measure and a change to the frequency baseline³ against which CRCs are compared.

The one-year proven reoffending measures used to assess CRC performance are:

- the **binary** rate (proportion of offenders who reoffend); and
- the **frequency** rate (the average number of reoffences per reoffender)

The binary rate for each CRC is subject to an adjustment for changes in the case mix of offenders being supervised, using the Offender Group Reconviction Scale (OGRS), version 4/G,⁴ to allow performance to be assessed against the baseline year of 2011.⁵ This is referred to as the **OGRS4/G-adjusted binary reoffending rate**.

The publication also includes final results for the National Probation Service (NPS). However, please note that final results for the NPS have not changed as a result of the contract variations since they are not compared against a baseline threshold in the same way.

Contract variation

Under contract variations, the following changes have been made to the binary and frequency measures, for assessing CRC performance:

1. An additional adjustment has been made to the **OGRS4/G-adjusted binary reoffending rate** to account for a change in the data source in October 2015, as explained in the published technical note.⁶
2. As announced in the 'Strengthening probation, building confidence' consultation document,⁷ the baseline year, against which CRC performance on the frequency of reoffending is compared, has now changed. All CRCs are now compared against a 2015/16 baseline, with the exception of Merseyside CRC, which has retained the 2011 baseline.

² Voluntary ex ante transparency (VEAT) notices for all CRCs were published in July and August 2018. Please see example: <https://ted.europa.eu/udl?uri=TED:NOTICE:335172-2018:TEXT:EN:HTML&src=0>

³ All CRCs are now compared against a 2015/16 frequency baseline, with the exception of Merseyside CRC which has retained its 2011 baseline.

⁴ Further information on the Offender Group Reconviction Scale 4/G can be found in the guide to proven reoffending statistics, which is available at: www.gov.uk/government/statistics/payment-by-results-statistics-october-2015-to-december-2018

⁵ The 2011 PbR baselines and associated methodology documents are available at: www.gov.uk/government/collections/transforming-rehabilitation

⁶ www.gov.uk/government/publications/changes-to-community-rehabilitation-companies-contracts

⁷ <https://consult.justice.gov.uk/hm-prisons-and-probation/strengthening-probation-building-confidence>

Both adjustments were applied retrospectively to all final CRC cohorts in the October 2018 bulletin.⁸

To aid the user, and in the interests of transparency, the accompanying tables include the actual binary rates before any adjustments alongside the **OGRS4/G-adjusted binary rates** and **2018 contract-adjusted binary rates**. Further information on these changes is available in section 4.

From this point forward, the **2018 contract-adjusted binary rate** will be referred to as the **adjusted binary rate**.

Interim statistics

In addition to the final results, this publication also includes **interim** proven reoffending statistics for the January to March 2018, April to June 2018, July to September 2018, and October to December 2018 offender cohorts.

The Ministry of Justice (MoJ) included proposals in its July 2015 consultation,⁹ to provide early insights into CRC and NPS performance in reducing reoffending. These have been produced since October 2016 and are based on a reoffending-to-date measure.

This bulletin was developed in response to the consultation and provides **final** and **interim proven reoffending statistics** for the following offender cohorts:

- PbR eligible¹⁰ offenders managed by CRCs
- Offenders managed by the NPS who meet the same eligibility criteria as those in the CRC PbR cohorts

It is important to note that, while interim results provide useful and timely information, they will only give a broad indication of progress and, therefore, care should be taken when interpreting them. The measure against which CRCs will be assessed for PbR will be based on the final results, compared against a 2011 baseline for binary, and a 2015/16 baseline for frequency (with the exception of Merseyside CRC).

Final results for the January to March 2018, April to June 2018, July to September 2018, and October to December 2018 CRC offender cohorts will be published in January 2020, April 2020, July 2020, and October 2020 respectively.

For technical detail on how final and interim proven reoffending are measured, please refer to the accompanying guide to proven reoffending statistics.^{11, 12}

⁸ www.gov.uk/government/statistics/payment-by-results-statistics-october-2015-to-december-2017

⁹ www.gov.uk/government/uploads/system/uploads/attachment_data/file/519644/proven-reoffending-consultation-response.pdf

¹⁰ A full list of PbR eligible offenders is provided in the guide to proven reoffending statistics, which is available at: www.gov.uk/government/statistics/payment-by-results-statistics-october-2015-to-december-2018

¹¹ www.gov.uk/government/statistics/payment-by-results-statistics-october-2015-to-december-2018

¹² To note, work was undertaken in the summer of 2019 to reconstruct and expand the Ministry of Justice's extract of the Police National Computer (PNC) (one of the data sources used in compiling the PbR statistics) to include additional information covering many years. This upgrade will allow our statisticians to improve the breadth of analysis going forward and quality assurance work carried out on the suitability of the updated PNC dataset for PbR statistics has not identified any concerns.

2. Final results

Final results are based on a **cohort of offenders being managed by CRCs in the community under PbR arrangements following probation reforms**. All offenders have been subject to the full one-year follow-up period and the additional six-month waiting period as detailed in the guide to proven reoffending statistics.¹³

Comparisons of performance between different CRCs and previous cohorts can now be made by comparing the adjusted binary rates. It remains the case, however, that **comparisons cannot be made between CRCs and the NPS** due to differences in the offenders being managed.

Binary

1. Payments on the binary rate will be made only for achieving statistically significant reductions in reoffending compared to the 2011 baseline reoffending rate. Deductions will be applied for statistically significant increases.
2. **Twelve of the 21 CRCs** in the **October to December 2017** cohort will receive a **payment** for achieving statistically significant **reductions** in the adjusted binary reoffending rate when compared to the 2011 baseline reoffending rates.
3. **None of the CRCs** in the **October to December 2017** cohort saw a statistically significant **increase** in the adjusted binary reoffending rate when compared to the 2011 baseline reoffending rates.
4. The remaining **nine CRCs** in the **October to December 2017** cohort will not receive a payment or deduction on the adjusted binary reoffending rate.

Frequency

1. We cannot say which CRCs have met their frequency rate targets from a single quarterly cohort as frequency rate targets are based on annual cohorts only.

¹³ A full description of the measure of reoffending is provided in the guide to proven reoffending statistics, which is available at: www.gov.uk/government/statistics/payment-by-results-statistics-october-2015-to-december-2018

Figure 2: Final adjusted binary rates for the October to December 2017 payment by results cohorts, by CRC (Source: Table A1, Final proven reoffending statistics for CRCs and the NPS, October to December 2017, England and Wales)

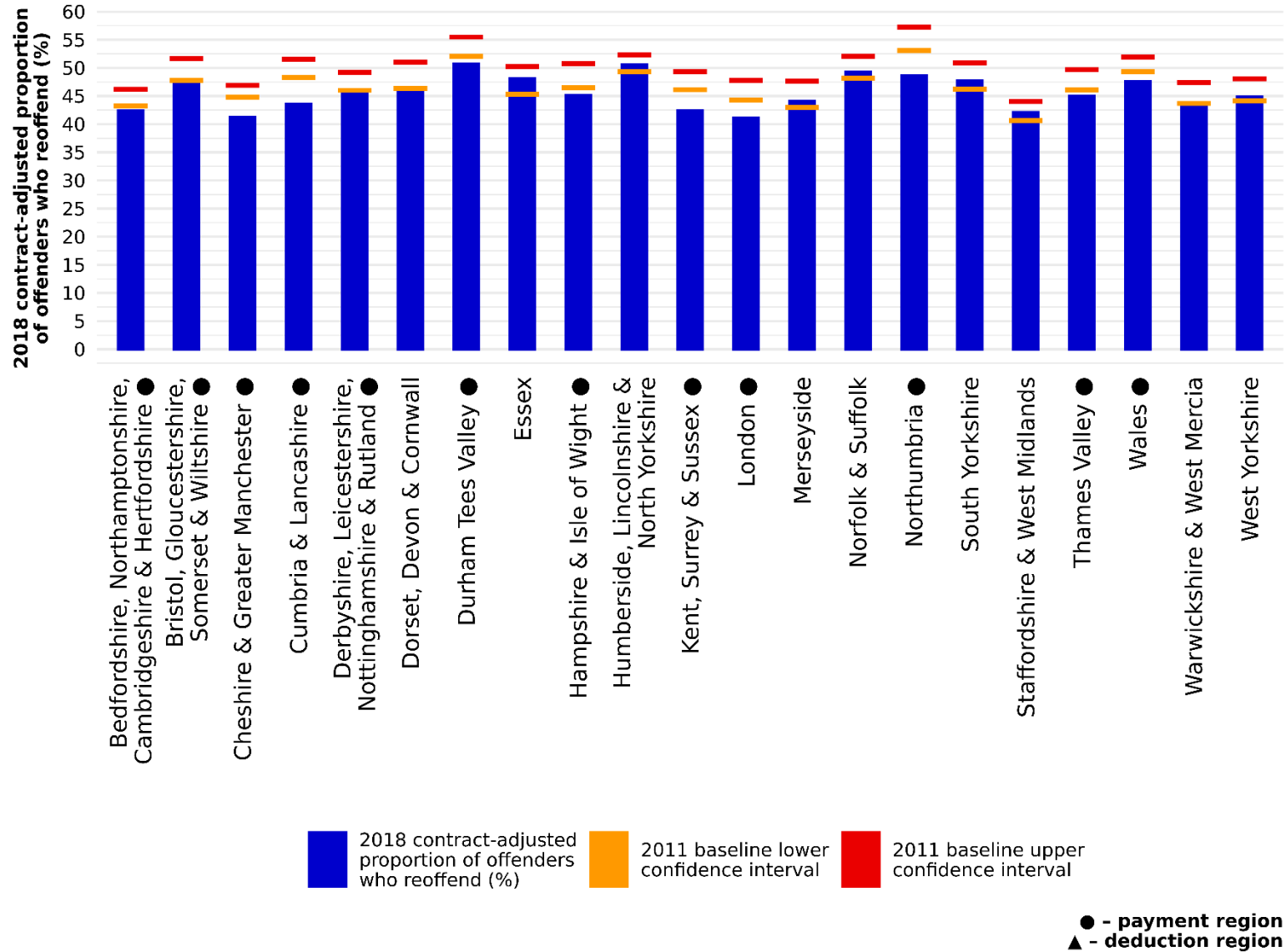
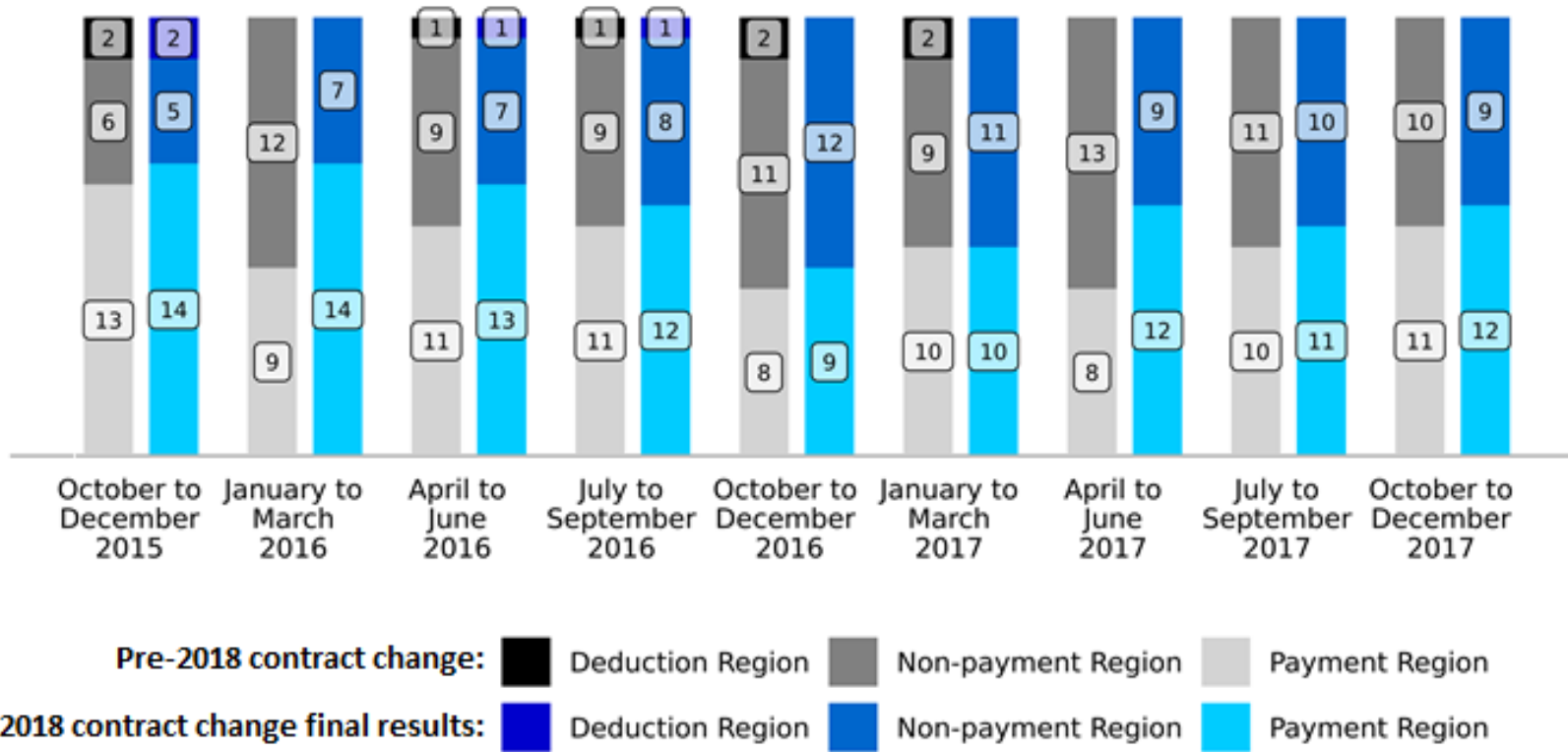


Figure 3: Number of CRCs in the payment, non-payment and deduction regions in each final cohort for the binary measure (Source: Tables A1 to A9, Final proven reoffending statistics for CRCs and the NPS, October to December 2017, England and Wales)¹⁴



¹⁴ Two contract variations associated with the binary and frequency measures of reoffending were agreed with CRCs in 2018.

3. Interim results

The interim results provide a broad indication of progress. The figures presented in the accompanying tables should be interpreted with caution for three main reasons:

1. **They are interim estimates which are based on provisional data and a reoffending-to-date measure, rather than a measure with defined follow-up and waiting periods.**
2. **The binary results have not been adjusted for the mix of offenders in the cohort.** Before performance is assessed against the 2011 baseline, the final set of binary results for each cohort will be adjusted for changes in the case mix of offenders being supervised using the OGRS4/G.
3. **The binary results have not been adjusted for the data source change.**

Furthermore, the number of offenders identified in the measurable¹⁵ cohort may still change and, hence, change the characteristics of the cohort. This could impact both the binary rate and the frequency rate. It, therefore, remains the case that no conclusions can be drawn until final results are published. For more information about how the measurable cohort is defined, please see the sections on 'Cohort' and 'Matching to the PNC' under 'Definitions for the measurement of final and interim proven reoffending for Community Rehabilitation Companies and the National Probation Service' of the guide to proven reoffending statistics.¹⁶

¹⁵ The measurable cohort consists of PbR eligible offenders who can be matched to the Police National Computer database, the data source used for measuring reoffending.

¹⁶ www.gov.uk/government/statistics/payment-by-results-statistics-october-2015-to-december-2018

4. Changes to the CRC contracts and implications for the final results

Adjustment to the binary result

1. The data source for offender starts in each PbR cohort changed between the procurement process for CRC contracts and the measurement of outcomes for the first PbR cohort: moving from pNOMIS (prison releases) and Form 20 (community order / suspended sentence starts) to nDelius (the case management system for probation).
2. The MoJ explored the reoffending results and found a difference in the overall binary reoffending measure resulting from the change in the data source.¹⁷ Further analysis found this would have had a subsequent impact on the PbR mechanism, i.e. the 'adjusted' binary rate that incorporates OGRS4/G adjustments.
3. Consequently, the MoJ decided to make an adjustment to the OGRS4/G-adjusted binary reoffending rate for all CRCs. The adjustment is a reduction in the binary reoffending rate of 0.44 percentage points. Further information on the data source adjustment and the analysis is available in the published technical note.¹⁸

Adjustment to the frequency result

1. In July 2018, the MoJ launched a public consultation about the future of probation services.¹⁹ In order to stabilise probation delivery in the immediate term, the MoJ announced an adjustment to the baseline year against which performance on the frequency of reoffending is compared. This was to better reflect the performance of providers since contracts began.
2. As a result, all CRCs are now compared against a 2015/16 frequency baseline, with the exception of Merseyside CRC which has retained its 2011 baseline.

Both the adjustment to the frequency and binary measures were applied retrospectively and revised results for cohorts October to December 2015 through to July to September 2016 were published in October 2018.

¹⁷ www.gov.uk/government/uploads/system/uploads/attachment_data/file/658380/how-the-measure-of-reoffending-has-changed-and-the-effect-of-these-changes.pdf

¹⁸ www.gov.uk/government/publications/changes-to-community-rehabilitation-companies-contracts

¹⁹ <https://consult.justice.gov.uk/hm-prisons-and-probation/strengthening-probation-building-confidence/>

5. Further information

Interim results presented in this publication are provisional. Final results are based on a one-year reoffending rate. Upcoming publications of final results are listed in the following table:

Cohort	Published in
January to March 2018	January 2020
April to June 2018	April 2020
July to September 2018, and 2017/18	July 2020
October to December 2018	October 2020

Accompanying files

As well as this bulletin, the following products are published as part of this release:

- A technical document providing detail on how reoffending is measured, information on how the data is collected and processed, and background information on the Transforming Rehabilitation reforms.
- A set of tables providing final and interim proven reoffending data for the CRCs and NPS.
- A data tool providing final proven reoffending data for the CRCs and NPS, by age group and gender.

Future publications

Our statisticians regularly review the content of publications. Development of new and improved statistical outputs is usually dependent on reallocating existing resources. As part of our continual review and prioritisation, we welcome user feedback on existing outputs including content, breadth, frequency and methodology. **In particular, given CRC contracts are due to end in 2021, statisticians are currently considering the possibility of scaling back the number of interim proven reoffending statistics provided for each cohort from four sets to one, e.g. until final results are released in April 2021, only publish one set of interim figures for the April to June 2019 cohort in April 2020. Please send any comments you have on this as well as any other aspect of this publication.**

Contact

Press enquiries should be directed to the Ministry of Justice press office:

Tel: 020 3334 3536

Email: newsdesk@justice.gsi.gov.uk

Other enquiries and feedback on these statistics should be directed to the Justice Statistics Analytical Services division of the Ministry of Justice:

Nick Mavron, Head of Prison, Probation and Reoffending Statistics

Ministry of Justice, 7th Floor, 102 Petty France, London, SW1H 9AJ

Email: statistics.enquiries@justice.gsi.gov.uk

Next update: 30 January 2020

URL: www.gov.uk/government/collections/payment-by-results-statistics

© Crown copyright

Produced by the Ministry of Justice

Alternative formats are available on request from statistics.enquiries@justice.gsi.gov.uk