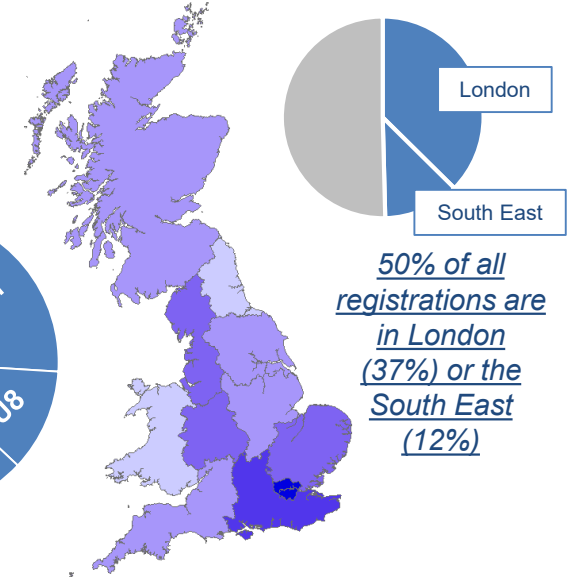
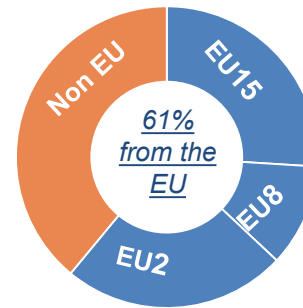
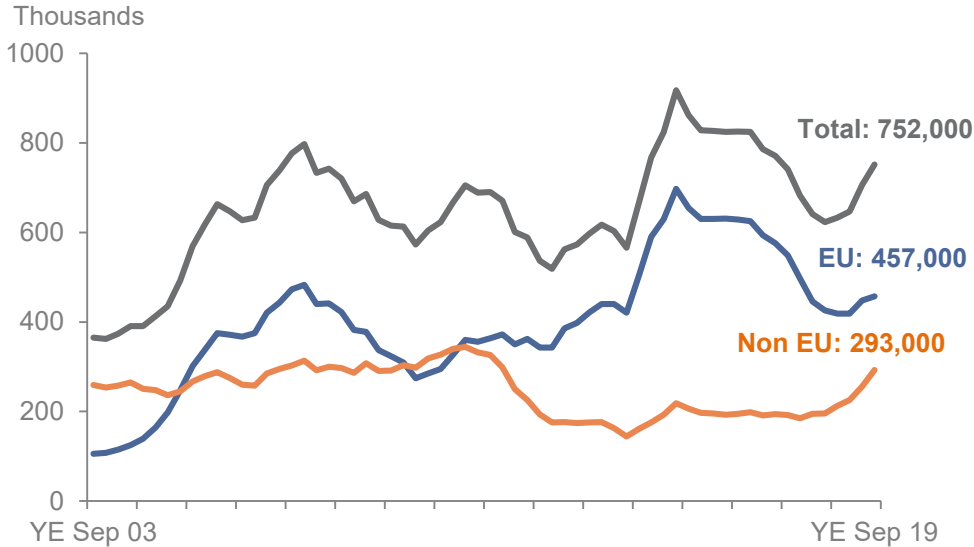




Department
for Work &
Pensions

National Insurance Numbers Allocated to Adult Overseas Nationals Registrations to September 2019

752 thousand NINOs registered in the year to September 2019



Changes from the previous year : By world area (in thousands)

| World areas | YE Sep 18 total | YE Sep 19 total | % change from previous year |
|---------------------------|-----------------|-----------------|-----------------------------|
| Total | 623 | 752 | +21% |
| European Union | 426 | 457 | +7% |
| (of which) EU15 | 163 | 195 | +20% |
| (of which) EU8 | 89 | 80 | -10% |
| (of which) EU2 | 170 | 177 | +4% |
| Non-European Union | 196 | 293 | +50% |

...and the top 5 Nationalities. Registrations to September 2019 (thousands) and % change from the previous year.

| EU | | Non EU | |
|----------|-----------|---------------|-----------|
| Romania | 139 (+1%) | India | 72 (+99%) |
| Italy | 52 (+18%) | Pakistan | 18 (+37%) |
| Poland | 43 (-10%) | United States | 14 (+45%) |
| Bulgaria | 38 (+13%) | China | 14 (+25%) |
| Spain | 37 (+18%) | Nigeria | 13 (+48%) |

Nationalities with the largest increases in registrations in the year to September 2019 are: India (see above), Italy (see above), Spain (see above) and Portugal up 27% to 24,000.