

Specialist Employability Support (SES) provides contracted employment provision for disabled people with the highest support needs, intended for customers whose barriers to work mean they are unable to access the support they need through other provision.

Participation in SES is entirely voluntary and not dependent on claiming any working age income-related benefit.

SES was introduced in September 2015 and is delivered by contracted providers funded by the Department for Work and Pensions. Three (originally four) providers offer national pan-disability support and two providers offer specialist sensory support nationally.

Main stories

Overall Referrals and Starts to SES

Over the lifetime of SES there have been:

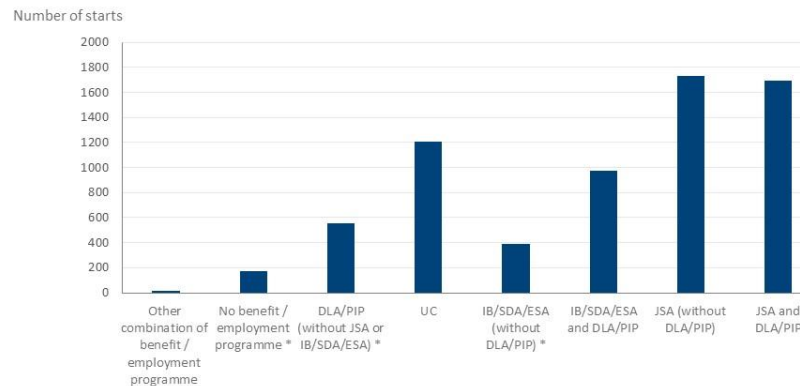
9,390 referrals

and

6,740 starts

to the programme.

More than two thirds of people starting SES are claiming JSA or UC



Benefit claimed at point of referral to SES, for starts over the lifetime of SES

Jobs achieved

Of the **4,320 starts** to SES between Sep-15 and Mar-18:

860 (20%) achieved a job lasting at least **13 weeks** and

670 (15%) achieved a job lasting at least **26 weeks**

What you need to know

At a glance

Referrals and Starts to SES:

3

There have been a total of 9,390 referrals and 6,740 starts to the programme.

Job outcome rates on SES:

4

Of those who started from Sep-15 to Mar-18, 20% achieved short job outcomes (lasting at least 13 weeks) and 15% achieved sustained job outcomes (lasting at least 26 weeks).

94% of short outcomes and 88% of sustained job outcomes achieved by Sep-15 to Sep-2017 starters were achieved within 18 months.

Analysis by benefit type:

5

51% / 18% of all those who have started SES were claiming JSA / UC.

Analysis by employment history:

6

The vast majority of individuals starting SES had no employment history in the two years prior to starting.

Lead Statistician: Hatti Archer/ James Halse

archer.halsejobshare@dwp.gsi.gov.uk

DWP Press Office: 0203 267 5129

Feedback is welcome

Published 30th October 2019

Next edition in October 2020

ISBN 978-1-78659-093-0

© Crown copyright

What is Specialist Employability Support?

Specialist Employability Support (SES) is a voluntary programme for disabled people with the highest support needs. SES is delivered by providers funded by the government. Three (originally four) providers offer national pan disability support and two providers offer national specialist sensory support.

Support is offered to SES participants in line with their individual work focused Individual Support Plans and job goals. Providers tailor their provision to meet the employment needs of each individual and the support they provide includes the following:

- helping with job search and doing the job;
- helping with identifying appropriate networks, charities, advocates etc. to help meet specific employment needs;
- work-related independence skills e.g. mobility training and assistive technology;
- appropriate medical support including counselling and mentoring;
- helping establish work solutions and providing advice on managing a disability in the workplace;
- to offer in-depth personal development programmes tailored to the needs of disabled people;
- use links with local employers to arrange work experience, work placements or job shadowing;
- working with and acquiring funding if required from social services, healthcare providers and LAs;
- liaise with Jobcentre Plus to assist individuals in gaining any support through Access to Work.

Referrals began in September 2015 with two strands of support: SES 'Main' (intensive, end-to-end employability provision) and SES 'Start Back' (a shorter term provision). From September 2017, Start Back provision was not included separately but providers offer the support that was originally provided in Start Back through Main Provision. Statistics for starts and referrals between September 2015 and August 2017 therefore include both SES 'Main' and SES 'Start Back', whereas the corresponding statistics from September 2017 are for SES 'Main' extension only.

What do these statistics show?

This is the second statistical publication on SES. It contains figures on referrals, starts and job outcomes from the start of the programme in September 2015 up to and including September 2019. Job outcomes include:

- jobs which last at least 13 weeks: short job outcomes;
- jobs maintained for at least 26 weeks over a 30-week period: sustained job outcomes.

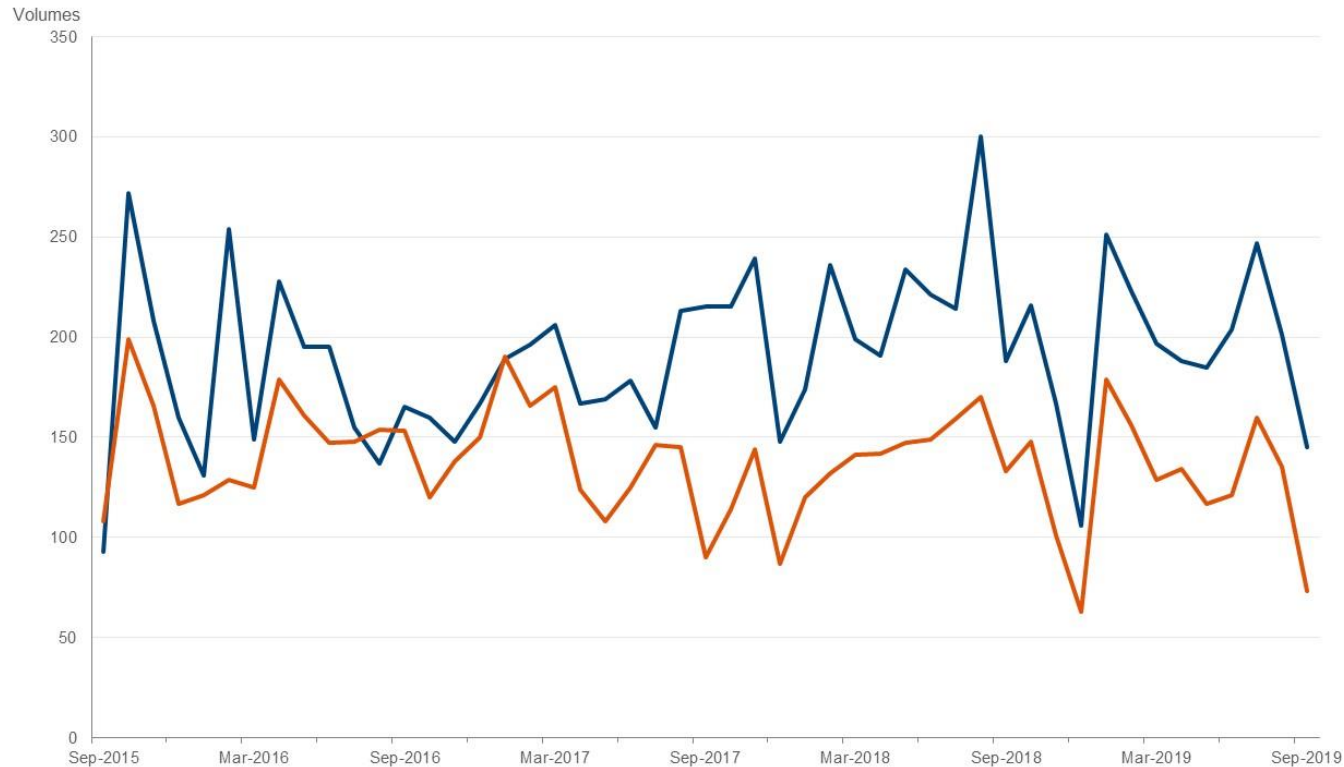
Provider level performance showing the job outcomes achieved to date compared to expectations of 30% for short job outcomes and 18% for sustained job outcomes is included.

For further information see the [Specialist Employability Support: background information note](#).

Referrals, Starts and Job Outcomes

72% of those referred to SES subsequently start on the programme

Referrals and starts to Specialist Employability Support



Main Findings

The number of starts to Specialist Employability Support has been fairly constant over the last two years at around 50 to 200 each month.

In the last year there have been:

- **2,330** referrals; and
- **1,520** starts.

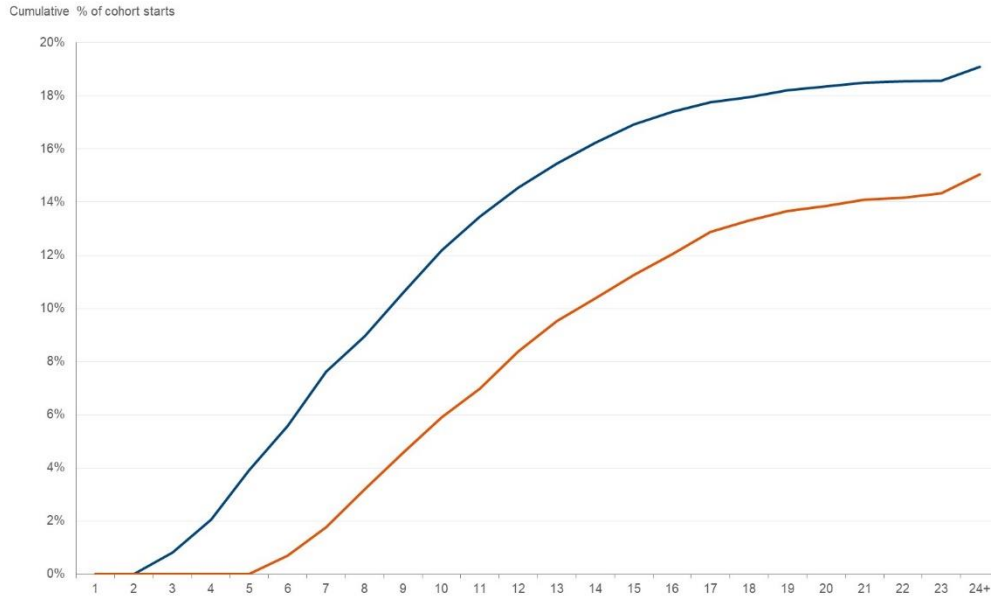
For full data see Table 1.

Note: As well as it taking some time for those individuals referred to then start SES, it can also take time for starts to be recorded. Therefore, there may be upward revisions to the starts figures for the most recent months in future publications. Please see the revisions policy in the [Specialist Employability Support: background information note](#) for further details.

Job Outcomes

The majority of job outcomes are achieved within 18 months but some participants take more than two years for both **short job outcomes** and **sustained job outcomes**.

Cumulative proportion of Sep-15 to Sep-17 starts that achieve a job outcome, by the number of months taken to achieve that outcome



Main Findings

Of those who started SES between Sep-15 and Sep-17, 19% achieved a short job outcome and 15% achieved a sustained job outcome.

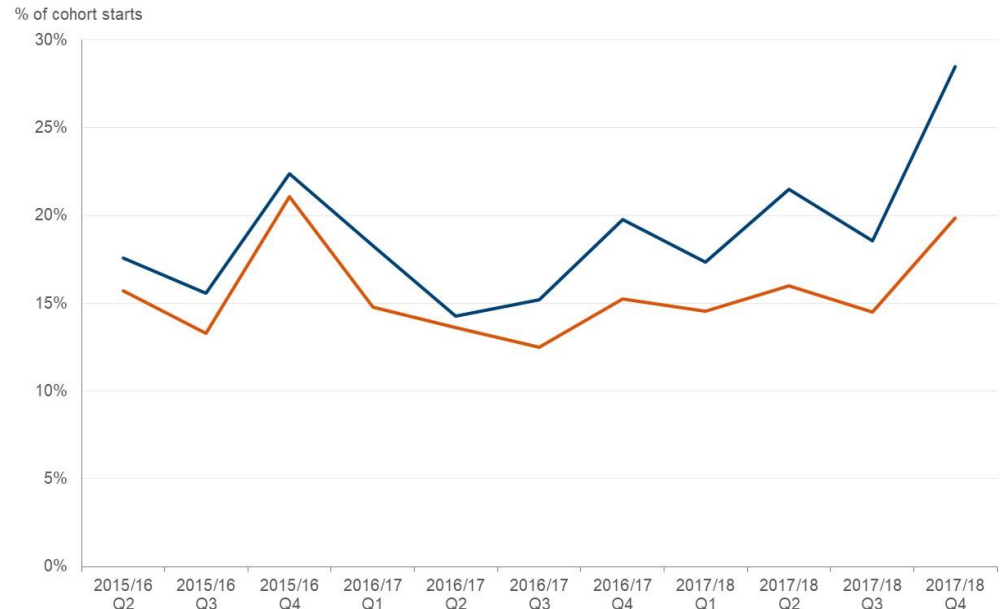
Of the short outcomes achieved by this group, 76% were achieved in 12 months and 94% within 18 months.

Of the sustained outcomes achieved, 56% were achieved in 12 months and 88% within 18 months.

For full data see Table 2.

The proportion of starts achieving a **short job outcome** and a **sustained job outcome** over time has remained fairly constant

Proportion of starts that achieve a job outcome within 18 months of start, by month of start



Main Findings

The proportion of starts that result in an achieved job outcome varies from one quarter to the next. This is partly due to the relatively small numbers involved. The latest year has seen an increase in the job outcome rates. Of the latest year of starts for which sufficient tracking data is available (2017/18), 22% achieved a short job outcome and 15% achieved a sustained job outcome within 18 months. This is an increase of 5 percentage points in the short job outcome rate and 2 percentage points on the sustained job outcome rate compared to the previous year (2016/17 starts)

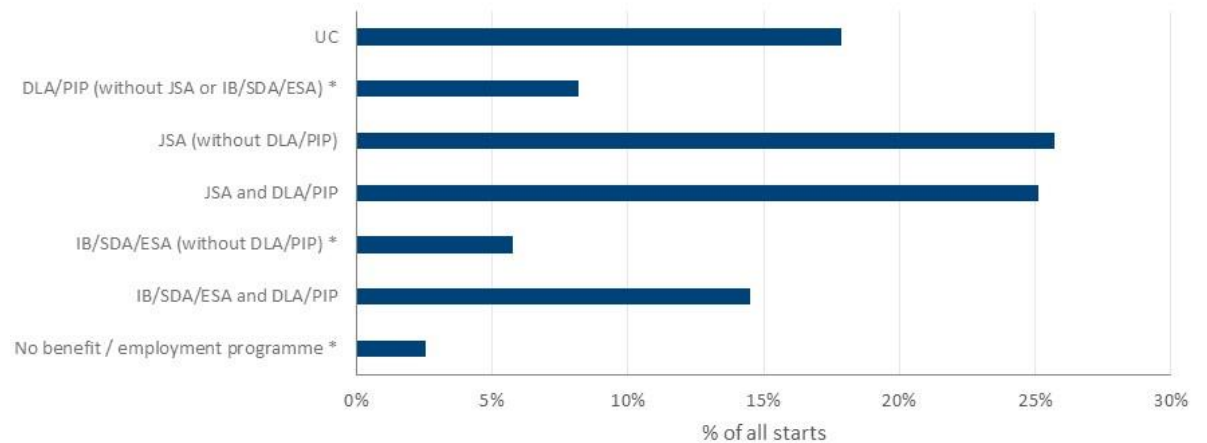
For full data see Table 3.

Benefit claimed at the point of referral

Main Findings

More than **two thirds** of people who volunteer for Specialist Employability Support **are claiming JSA (51%) or UC (18%)**.

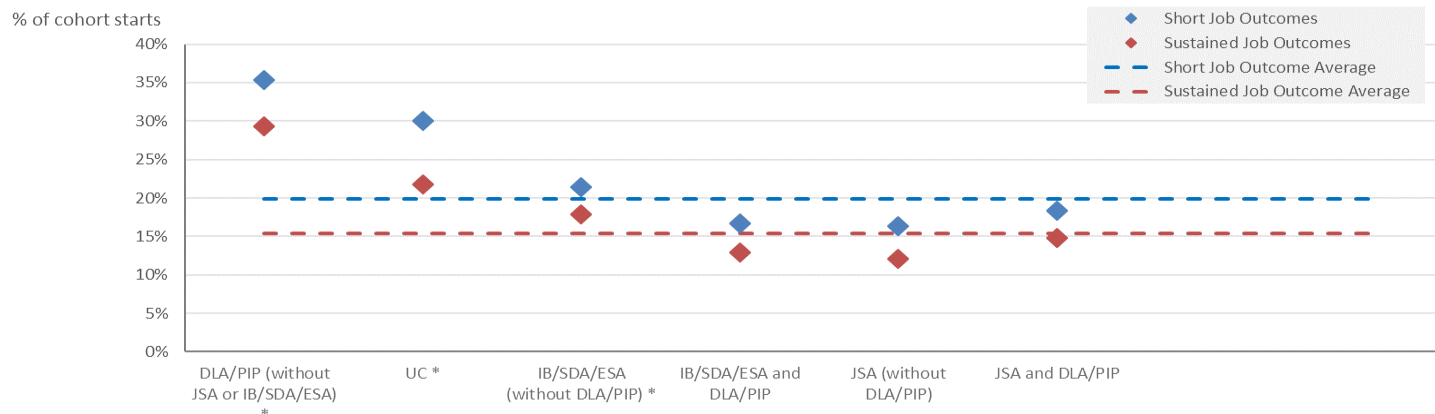
Proportion of starts by benefit claimed at referral, for all starts



Note: 'Other benefit combination' is not included due to low volumes.

Variation in job outcome rate by benefit claimed

Proportion of starts that achieve a job outcome by benefit claimed at referral, for starts from Sep-15 to Mar-18.



For the different benefit types, the proportion of SES starts that achieve a job outcome varies between:

- **16%** and **35%** for short job outcomes;
- **12%** and **29%** for sustained job outcomes.

Overall short job outcome figures and sustained job outcome figures are based on cohorts starting from Sep-15 to Mar-18.

For full data see Table 4.

*Exercise caution interpreting and comparing job outcome rates for these categories as data is based on less than 500 starts. 'Other benefit combination' is not included due to very low volumes.

Employment History

Main Findings

The vast majority of Specialist Employability Support participants had no recorded employment in the 2 years prior to start. Only a third had some employment in those 2 years.

Those with no employment achieved the lowest proportion of both short and sustained job outcomes.

Groups with more employment history in the 2 years prior to start achieved higher proportions of both short job outcomes and sustained job outcomes.

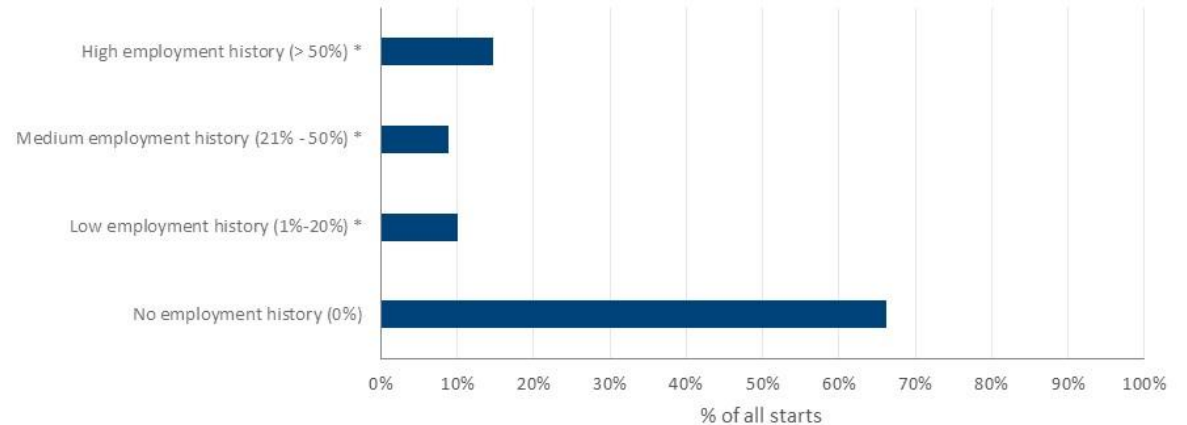
For those who spent over 50% of their previous 2 years in employment, almost all short job outcomes were converted into sustained job outcomes.

Overall short job outcome figures and sustained job outcome figures are based on cohorts starting from Sep-15 to Mar-18.

For full data see Table 5.

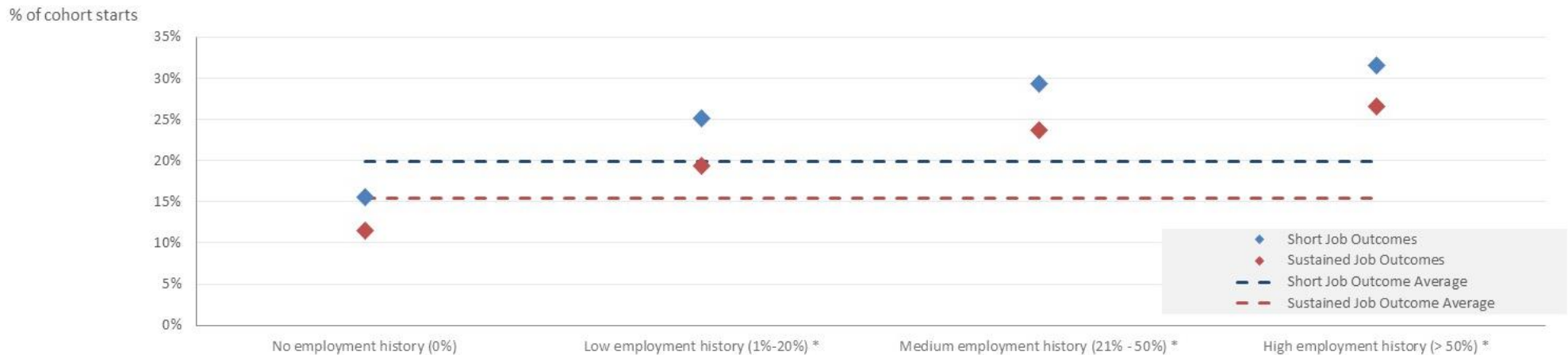
The vast majority of SES participants had no recorded employment in the two years prior to starting.

Proportion of starts by employment history in the two years prior to start, for all starts.



Groups with more employment history achieved higher proportions of both short job outcomes and sustained job outcomes.

Variation in total job outcome rate by employment history in two years prior to start, for starts from Sep-15 to Mar-18.



*Exercise caution interpreting and comparing job outcome rates for these categories as data is based on less than 500 starts.

Provider level performance

Main Findings

These charts show the job outcome performance of SES providers over the entire contract period to September 2019.

Based on the evidence available before the programme was launched, the Department set minimum performance expectations for the number of participants that would achieve a job outcome. These were included in the Invitation to Tender (ITT) for the commercial process, and expect 30% of participants to achieve a Short Job Outcome and 18% of participants to achieve a Sustained Job Outcome.

From September 2015 to September 2019, around 1,170 participants on the SES programme achieved a short job outcome compared to an expectation of 1,720 participants achieving one. This means total SES performance was 68% of expectation.

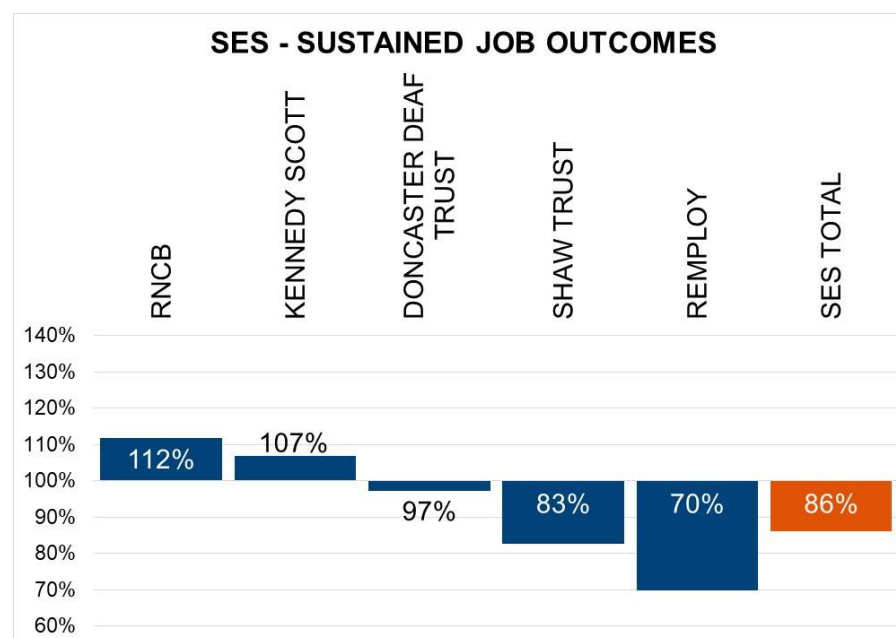
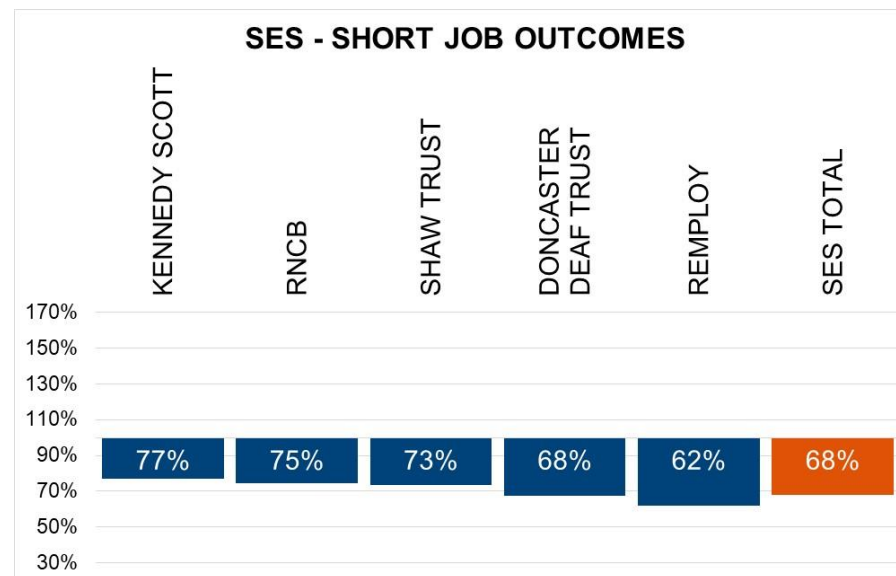
Performance varies between providers. For most, the number of short job outcomes achieved was below the number expected, ranging from 62% to 77% of expectation.

Over the same period, a total of 830 SES participants achieved a sustained job outcome compared to an expectation of 960. This means total SES sustained job outcome performance was 86% of expectation.

Two providers have exceeded expectations for sustained job outcomes, with the number of sustained outcomes achieved ranging from 70% to 112% of the expected outcomes.

For full data see Table 6.

*The Department set minimum performance expectations for SES on the number of participants that would get a job as part of developing the Business Case for the programme. For more information on this and on what these figures mean and how they are calculated, please see the [Specialist Employability Support: background information note](#).



About these statistics

This is the official government statistical release on the Specialist Employability Support programme for September 2019. It contains in-month data on referrals, starts and job outcomes for Specialist Employability Support up to and including September 2019, and cohort analysis for starts are up to and including March 2018.

The statistics are currently an [experimental statistical](#) series, which means it is not assessed as a National Statistic. All official statistics should comply with all aspects of the Code of Practice for Official Statistics. Statistics are awarded National Statistics status following an assessment by the Office for Statistics Regulation. The Office for Statistics Regulation considers whether the statistics meet the highest standards of Code compliance, including the value they add to public decisions and debate. National Statistics status means that official statistics meet the highest standards of trustworthiness, quality and public value.

Data for these statistics is derived from the Labour Market System (LMS) Opportunity Type database, the Provider Referrals and Payments System (PRaP), the DWP National Benefit Database (NBD) and the Work and Pensions Longitudinal Study (WPLS).

Some data within this publication may be subject to revisions. For more information on revisions see the [Specialist Employability Support: background information note](#).

For in-month-figures, data is from September 2015 to September 2019.

For job outcome figures, data is available for starts from September 2015 to March 2018. This is to ensure all cohorts have at least 18 months to achieve job outcomes.

Where to find out more

More information about Specialist Employability Support and these statistics can be found in the [Specialist Employability Support: background information note](#) and at <https://www.gov.uk/specialist-employability-support>.

For information on the different benefits participants on Specialist Employability Support may be claiming see <https://www.gov.uk/browse/benefits>.