

RESTRICTED

5820-F-300-711

Chapter 2-1-3-1-1

PARTS LIST

**ELECTRICAL BOX ASSEMBLY
(PEC)**


(G.A. Drawing No. SD1/246481)


(Circuit Diagram No. N/A)

Issued October 1980

RESTRICTED

Chap 2-1-3-1-1
Page 1/2





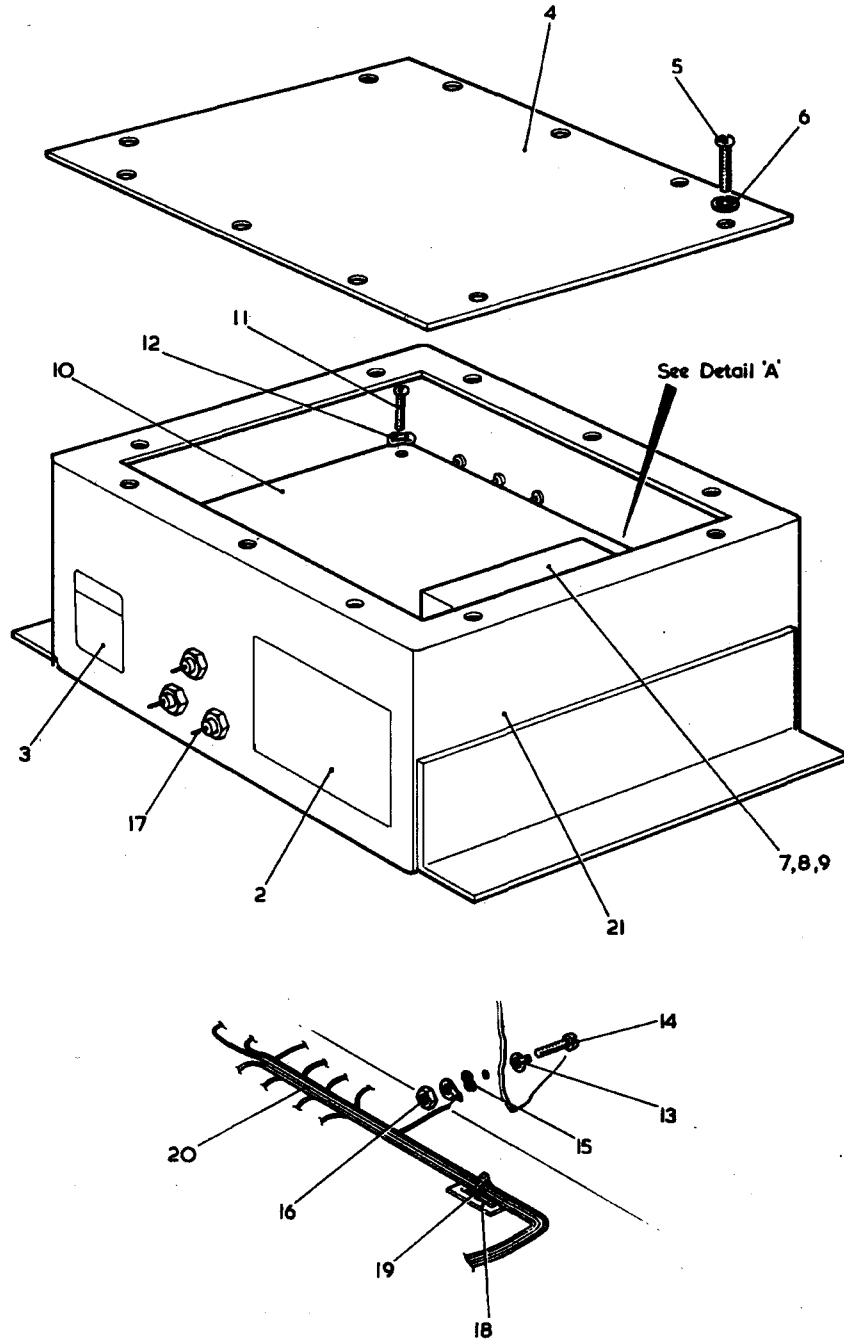


FIG.1 ELECTRICAL BOX ASSEMBLY (PEC)

RESTRICTED

ARMY EQUIPMENT
SUPPORT PUBLICATIONS

5820-F-300-711

Chapter 2-1-3-1-1

PARTS LIST

ELECTRICAL BOX ASSEMBLY (PEC)

Fig-Item	Man Code Navy - N Army - A RAF - R		NATO Stock No.	Indent	Item Name and Description	Part No/ Drawing No.	No. off	Annotations	
								Class of Store and Serv. Line	CCT Ref.
1			NP	A	ELECTRICAL BOX ASSEMBLY (PEC)	SD1/ 246481	Ref		
1-2	A	Z1	9905-99-652-6452	B	PLATE, IDENTIFICATION rect; silver background; black inscription; inscribed NSN No., SERIAL No. and MOD pheon; 75mm lg, 30mm w, 0.13mm thk	SD4/ 265217	1		
3	A	Z2	9905-99-649-2246	B	PLATE, MODIFICATION RECORD	R.A.E. WTB111527 /14	1		
4	A	Z1	5820-99-658-5453	B	COVER, ACCESS, ELECTRICAL CHASSIS aluminium alloy; 176 mm lg; 130mm w, 2mm thk	SD2/ 246480	1		
5	A	G1	5305-99-135-0415	Z	SCREW, MACHINE ISO metric; steel; pan hd; slot drive; zinc plated; 3mm by 8mm lg; class 6g thd	BS 4183	10		
6	A	G1	5310-99-138-9224	Z	WASHER, LOCK steel; split helical ring; zinc plated; 3mm nom bolt size; 5.50mm od, 1mm thk	BS 4464 Type A	10		

Chap 2-1-3-1-1


A/L1 Issued May 1981

Page 7

RESTRICTED

Fig-Item	Man Code Navy -N Army -A RAF -R		NATO Stock No.	Indent	Item Name and Description	Part No/ Drawing No.	No. off	Annotations	
								Class of Store and Serv. Line	CCT Ref.
1-7	A	Z37	5950-99-652-7741	B	TRANSFORMER, AUDIO FREQUENCY	SD4/ 265500 Gardners Trans- formers GR123023	1		T1
8	A	G1	5305-99-135-0421	Z	SCREW, MACHINE ISO metric; steel; pan hd; slot drive; zinc plated and passivated; 4mm by 8mm lg; class 6g thd	BS 4183	4		
9	A	G1	5310-99-138-9225	Z	WASHER, LOCK steel; split helical ring; zinc plated; 4mm nom bolt size; 6.95mm od, 1.20mm thk	BS 4464 Type A	4		
10	A	Z1	5820-99-652-1370	B	PANEL, ELECTRONIC CIRCUIT	SD2/ 265232 A2/MZ/138	1		
11	A	G1	5305-99-135-0415	Z	SCREW, MACHINE ISO metric; steel; pan hd; slot drive; zinc plated; 3mm by 8mm lg; class 6g thd	BS 4183	4		
12	A	G1	5310-99-135-2545	Z	WASHER, SPRING TENSION beryllium copper; tin plated; 3mm nom bolt size, 6.40mm od, 0.61 mm o/a h	BS 4463	4		
13	A	Z37	5940-99-901-7275	B	TERMINAL, LUG 2BA; brass; electro- tinned; 9/16in. lg, 5/16in. w, 0.022in. thk	Ross Courtney 31/2BA	2		

Fig Item	Man Code		NATO Stock No	Indent	Item Name and Description	Part No/ Drawing No	No Off	Annotations	
	Navy - N	Army - A						RAF - R	Class of Store and Serv Line
1-14	A	G1	5305-99-135-0422	Z	SCREW, MACHINE ISO metric; steel; pan hd; slot drive; zinc plated and passivated; 4mm by 10mm lg; class 6g thd	BS 4183	1		
15	A	G1	5310-99-135-2546	Z	WASHER, SPRING TENSION beryllium copper; tin plated; 4mm nom bolt size; 8.10mm od, 0.84 mm o/a h	BS 4463	1		
16	A	G1	5310-99-135-0755	Z	NUT, PLAIN, HEXAGON ISO metric; steel; chamfered bearing surface; zinc plated; 4mm, 3.05mm h o/a	BS 3692	1		
17	A	Z31	5910-99-017-4540	B	CAPACITOR, FIXED CERAMIC DIELECTRIC 1 section; metal case; 1000pF + 80% - 20% 50V dc wkg	BS 9075- F006 Style C3 DAY Oxley Dev DLT1000	9		C1 to 9
18	A	Z42	5975-99-643-1802	B	CRADLE, ELECTRICAL nylon; for 4mm w strapping; self adhesive mtg; 20mm lg, 14mm w, 4.6mm h	Insuloid LKCT/SA	2		
19	A	Z4	5340-99-119-6084	B	STRAP, LINE SUPPORTING plastic strap and buckle; 3-5/8in. lg, 3/32in.w, 3/64in.thk	Insuloid T18R	14		
20	A	Z42	5995-99-663- 0697	B	WIRING HARNESS BRANCHED 3 branches	SD2/ 265486	1		
21	A	Z1	5820-99-663- 0703	B	BOX, WELDED ASSEMBLY 225mm lg, 130mm w, 58mm h, 2mtg brackets	SD1/ 265451	1		



Chapter 2-1-3-1-2

PARTS LIST

AMPLIFIER, RADIO FREQUENCY
Chassis Assembly (CRU)

Z1/5820-99-656-3219


(G A Drawing No SD2/265601 (7462-2-100))

(Circuit Diagram No D402 479)

NOTE:-

All Part nos in this Chapter
unless otherwise stated refer
to STORNO LTD , CAMBERLEY,
SURREY







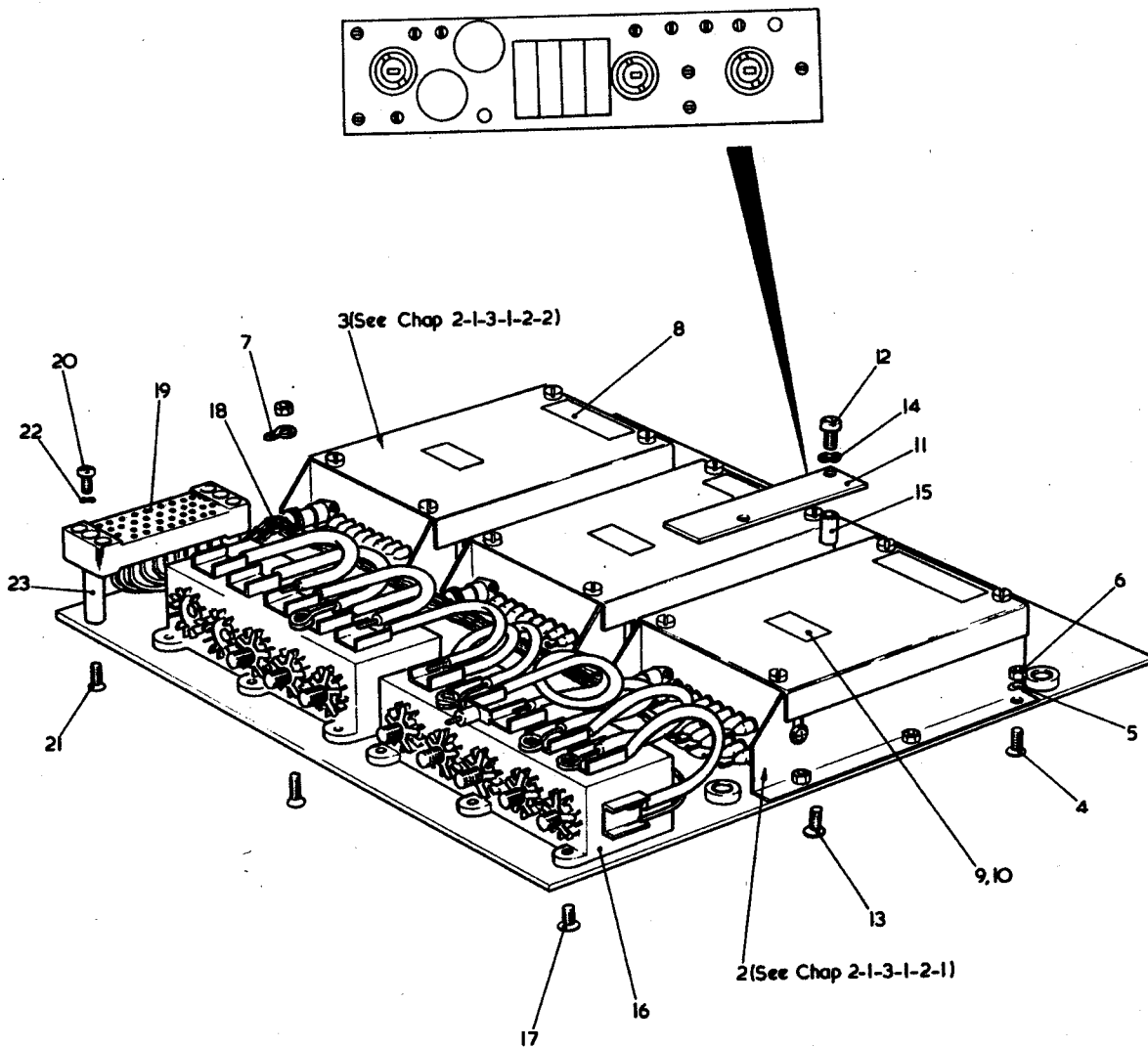


FIG. 1 AMPLIFIER, RADIO FREQUENCY
(Chassis Assembly CRU)

RESTRICTED

ARMY EQUIPMENT
SUPPORT PUBLICATIONS

5820-F-300-711

Chapter 2-1-3-1-2

PARTS LIST

CHASSIS ASSEMBLY (CRU) Z1/5820-99-656-3219

Fig-Item	Man Code		NATO Stock No.	Indent	Item Name and Description	Part No/ Drawing No.	No. off	Annotations	
	Navy - N	Army - A						RAF - R	Class of Store and Serv. Line
1	A	Z1	5820-99-656-3219	A	AMPLIFIER, RADIO FREQUENCY (Chassis Assembly, CRU)	SD2/ 265601 7462-2- 100 RF864- 7462	Ref		
1-2	A	Z1	5820-99-658-0241	B	TRANSMITTER, RADIO Note:- For spares details refer to Chapter 2-1-3-1-2-1	10.3659- 00 TX8603- 0.1W	1		TX1
3	A	Z1	5820-99-658-0240	B	RECEIVER, RADIO Note:- For spares details refer to Chapter 2-1-3-1-2-2	10.3647- 01 RX8063	2		RX1 2
4	A	Z1	5305-99-658-1318	Z	SCREW, MACHINE ISO metric; flat csk hd; cross-recess drive; zinc chromate finish; 2.5mm by 8mm lg; class 6g thd	20052- 02508	16		
5	A	Z1	5310-99-631-6268	Z	WASHER, SPRING TENSION cres; 2.6mm nom bolt size; 4.8mm od, 1.1mm h	2450- 048027	16		
6	A	Z1	5310-99-658-1321	Z	NUT, PLAIN, HEXAGON ISO metric; brass; chamfered bearing surface; nickel plated; 2.5mm by 5.8mm w A/F; 2mm o/a h	2301- 025050	16		
7	A	Z37	5940-99-639-5222	Z	TERMINAL, LUG	34.5015- 00	1		

RESTRICTED

5820-F-300-711

ARMY EQUIPMENT
SUPPORT PUBLICATIONS

Fig-Item	Man Code Navy -N Army -A RAF -R		NATO Stock No.	Indent	Item Name and Description	Part No/ Drawing No.	No. off	Annotations	
								Class of Store and Serv. Line	CCT Ref.
1-8	A	Z1	9905-99-635-5393	B	PLATE, IDENTIFICATION (NATO Stock no.)	51.0365C- 00 JK600-127	3		
9	A	Z1	9905-99-658-1319	B	DECAL	51.0898- 00	4		
10	A	Z1	9905-99-658-1320	B	PLATE, IDENTIFICATION	51 1066- 23	4		
11	A	Z1	5820-99-658-0245	B	PANEL, ELECTRONIC CIRCUIT	15.0346- 02 K25238/2	1		
12	A	Z1	5305-99-658-1317	Z	SCREW, MACHINE ISO metric; steel; pan hd; cross-recess drive; zinc chromate finish; 2.5mm by 6mm lg; class 6g thd	20022- 02506	2		
13	A	Z1	5305-99-658-1318	Z	SCREW, MACHINE ISO metric; flat csk hd; steel; cross- recess drive; zinc chromate finish; 2.5mm by 8mm lg; class 6g thd	20052- 02508	2		

RESTRICTED

ARMY EQUIPMENT
SUPPORT PUBLICATIONS

5820-F-300-711

Fig-Item	Man Code Navy -N Army -A RAF -R		NATO Stock No.	Indent	Item Name and Description	Part No/ Drawing No.	No. off	Annotations	
								Class of Store and Serv. Line	CCT Ref.
1-14	A	Z1	5310-99-631-6268	Z	WASHER, SPRING TENSION cres; 2.6mm nom bolt size; 4.8mm od, 1.1mm thk	2450-048027	2		
15	A	Z1	5340-99-658-0244	B	POST, ELECTRICAL-MECHANICAL EQUIPMENT brass; rd sect; 15mm post lg, thd 2.6mm int	31.0632-00 K25110	2		
16	A	Z32	5915-99-658-3552	B	FILTER, BRANCHING	10.3660-01 BF861a	2		
17	A	Z1	5305-99-658-1316	Z	SCREW, MACHINE ISO metric; flat csk hd; steel; zinc chromate finish; cross-recess drive; 2mm by 4mm lg; class 6g thd	20052-02004	10		
18	A	Z42	5995-99-658-0242	B	WIRING HARNESS c/w 34 pole connector	18.0899-01 K25156/1	1		
19	A	Z32	5935-99-620-2983	C	CONNECTOR 34 pole	41.5082-00	1		
20				Z	SCREW, MACHINE ISO metric; pan hd; steel; cross-recess drive; zinc chromate finish; 2.5mm by 8mm; class 6g thd	20022-02508	2		
21	A	Z1	5305-99-658-1318	Z	SCREW, MACHINE ISO metric; flat csk hd; steel; cross-recess drive; zinc chromate finish; 2.5mm by 8mm lg; class 6g thd	20052-02508	2		

Chap 2-1-3-1-2

A/L1 Issued May 1981

RESTRICTED

Page 9

Fig-Item	Man Code Navy -N Army -A RAF -R		NATO Stock No.	Indent	Item Name and Description	Part No/ Drawing No.	No. off	Annotations	
								Class of Store and Serv. Line	CCT Ref.
1-22	A	Z1	5310-99-631-6268	Z	WASHER, SPRING TENSION cres; 2.6mm nom bolt size; 4.8mm od, 1.1mm thk	2450- 048027	2		
23	A	Z1	5340-99-658-0243	B	POST, ELECTRICAL- MECHANICAL EQUIPMENT brass; rd sect; 20mm post lg; thd 2.6mm int	31.0627- 00 K24927	2		

Chapter 2-1-3-1-2-1

PARTS LIST

TRANSMITTER, RADIO
(CRU)


Z1/5820-99-658-0241


(G.A. Drawing No. K25248/1)

(Circuit Diagram No. D402.476)

NOTE:-

All Part nos. in this Chapter
unless otherwise stated refer
to STORNO LTD., CAMBERLEY,
SURREY.







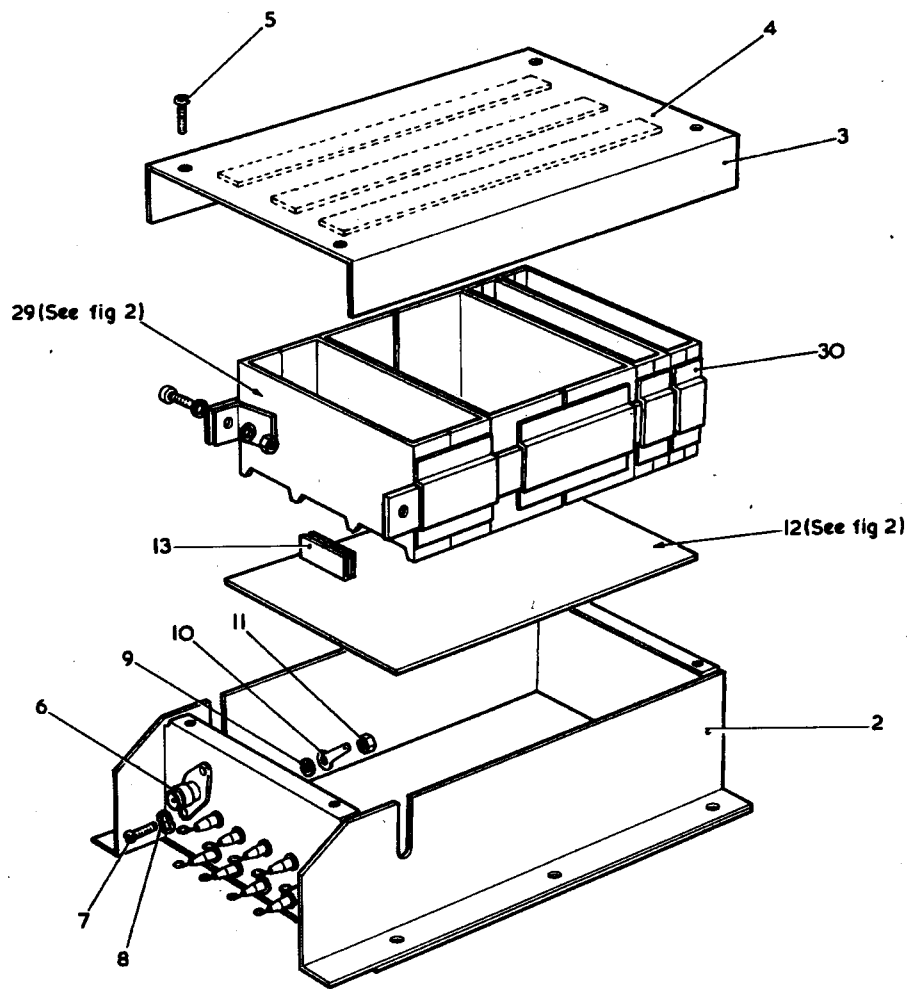



FIG. I TRANSMITTER, RADIO (CRU)



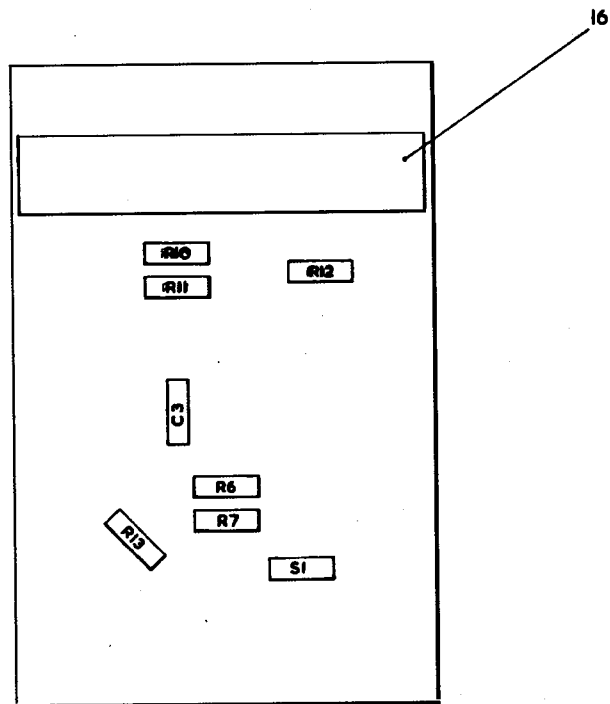
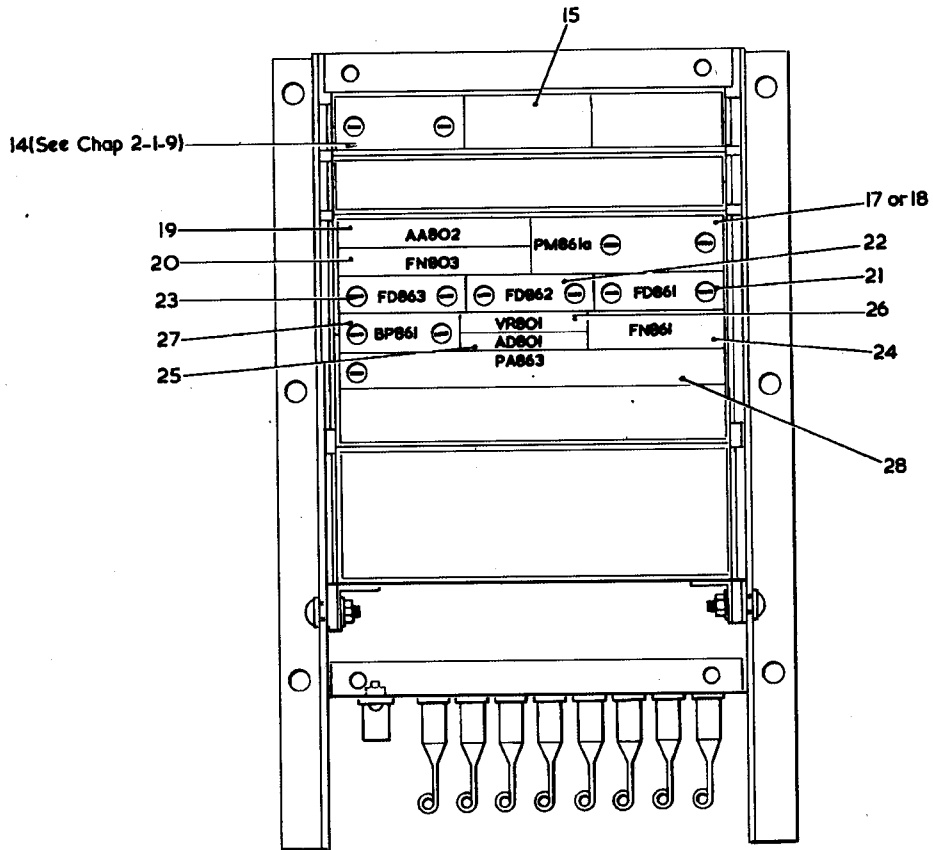


FIG. 2

RESTRICTED

ARMY EQUIPMENT
SUPPORT PUBLICATIONS

5820-F-300-711

Chapter 2-1-3-1-2-1

PARTS LIST

TRANSMITTER, RADIO (CRU) Z1/5820-99-658-0241

Fig-Item	Man Code Navy - N Army - A RAF - R		NATO Stock No.	Indent	Item Name and Description	Part No/ Drawing No.	No. off	Annotations	
								Class of Store and Serv. Line	CCT Ref.
1	A	Z1	5820-99-658-0241	A	TRANSMITTER, RADIO (CRU)	10.3659-00 TX8603-0.1W	Ref		
1-2	A	Z1	5820-99-658-1322	B	CASE, TRANSMITTER-RECEIVER, RADIO	10.3615-00 CA803	1		
3			NP	C	cover	11.1138-00 K24804	1		
4			NP	D	foam strip	191.5008-00	3		
5	A	Z1	5305-99-635-5739	Z	SCREW, MACHINE ISO metric; steel; pan hd; cross-recess drive; zinc chromate finish; 2mm by 4mm lg; class 6g thd	20022-02004	4		
6	A	Z32	5935-99-658-1324	C	CONNECTOR, FIXED, ELECTRICAL	41.5163-00	1	3	
7	A	Z1	5305-99-635-5739	Z	SCREW, MACHINE ISO metric; steel; pan hd; cross-recess drive; zinc chromate finish; 2mm by 4mm; class 6g thd	20022-02004	2		

RESTRICTED

5820-F-300-711

ARMY EQUIPMENT
SUPPORT PUBLICATIONS

Fig-Item	Man Code Navy -N Army -A RAF -R		NATO Stock No.	Indent	Item Name and Description	Part No/ Drawing No.	No. off	Annotations	
								Class of Store and Serv. Line	CCT Ref.
1-8	A	Z1	5310-99-631-6267	Z	WASHER, SPRING TENSION cres; 2mm nom bolt size, 4.5mm od, 1mm o/a h	2450-045022	2		
9	A	Z1	5310-99-658-3899	Z	WASHER, FLAT steel; rd; zinc chromate plated; rd hole; 2mm id, 5mm od, 0.3mm thk	2401-050220	2		
10	A	Z37	5940-99-652-3203	Z	TERMINAL LUG solder; 11.25mm lg; 4.50mm w, 0.40mm thk; 2.20mm ring; brass; electro-tinned	34.5032-00	1		
11	A	Z1	5820-99-639-0129	Z	NUT, PLAIN, HEXAGON	2202-020040	2		
12	A	Z1	5820-99-653-5101	B	CHASSIS, ELECTRICAL EQUIPMENT	CH803 10.2710-00	1		
13	A	Z1	9330-99-658-3900	B	PLASTICS SPECIAL SHAPED SECTION PVC; U shape; black; 2.5mm w, 4mm h; 0.9mm groove; bulk supply Note:- Cut to length as required	185.5023-00	AR		

TRANSMITTER RADIO (CRU) Z1/5820-99-658-0241

Fig-Item	Man Code		NATO Stock No.	Indent	Item Name and Description	Part No/ Drawing No.	No. off	Annotations	
	Navy -N	Army -A RAF -R						Class of Store and Serv. Line	CCT Ref.
2-14	-	-	-	B	OSCILLATORS, RADIO FREQUENCY Note:- For details refer to Chapter 2-1-9	X0865 10.3479-00	AR	3	
15	A	Z1	5820-99-640-0873	B	SPACE FILLER (XO Dummy)	12.0261-00 K22686	AR		
16	A	Z1	5820-99-658-3553	B	PANEL, ELECTRONIC CIRCUIT (Temp Compensating Unit)	15.0339-00 K25097	1		
17	A	Z1	5820-99-640-0884	B	PHASE MODULATOR MODULE	PM861 10.2700-00	1		
18	A	Z1	5820-99-658-3903	B	OR MODULATOR, RADIO TRANSMITTER 50 to 60MHz; 27.4mm by 7mm by 21mm	PM862 10.4275-00	1		
19	A	Z1	5820-99-640-0896	B	AUDIO AMPLIFIER MODULE	AA802 10.2688-00	1		

Fig-Item	Man Code Navy - N Army - A RAF - R		NATO Stock No.	Indent	Item Name and Description	Part No/ Drawing No.	No. off	Annotations	
								Class of Store and Serv. Line	CCT Ref.
2-20	A	Z32	5915-99-640-0901	B	FILTER, NETWORK MODULE	FN803 10.2694-00	1		
21	A	Z1	5820-99-640-0885	B	FREQUENCY DOUBLER MODULE	FD861 10.2701-00	1		
22	A	Z1	5820-99-640-0886	B	FREQUENCY DOUBLER MODULE	FD862 10.2702-00	1		
23	A	Z1	5820-99-640-0887	B	FREQUENCY DOUBLER MODULE	FD863 10.2703-00	1		
24	A	Z1	5820-99-640-2403	B	FILTER NETWORK MODULE	FN861 10.2705-00	1		
25	A	Z1	5820-99-640-0900	B	CONTROL MODULE	AD801 10.2691-00	1		

RESTRICTED

ARMY EQUIPMENT
SUPPORT PUBLICATIONS

5820-F-300-711

TRANSMITTER RADIO (CRU) Z1/5820-99-658-0241

Fig-Item	Man Code Navy -N Army -A RAF -R		NATO Stock No.	Indent	Item Name and Description	Part No/ Drawing No.	No. off	Annotations	
								Class of Store and Serv. Line	CCT Ref.
2-26	A	Z1	6110-99-640-0898	B	REGULATOR VOLTAGE	VR801 10.2690-00	1		
27	A	Z32	5915-99-640-0888	B	FILTER, BAND PASS	BP861 10.2704-00	1		
28	A	Z1	5820-99-652-8408	B	AMPLIFIER, RADIO FREQUENCY	PA863 10.3417-00	1		
1-29	A	Z1	5820-99-653-5099	B	CHASSIS, ELECTRICAL EQUIPMENT nickel silver; 19.10mm by 19.90mm by 39.90mm	11.1144-05	1		
30	A	Z1	5820-99-653-5100	B	CHASSIS, ELECTRICAL EQUIPMENT nickel silver; 8mm by 7.20mm by 39.90mm	11.1144-01	1		
2-31	A	Z32	5920-99-640-0903	B	FUSE	92.5112-00	1		S1
32	A	Z30	5905-99-624-2668	B	RESISTOR insulated; 4.7k ohms, + 5%; 1/10W	80.5057-00 Mullard CR16	1		R6

Fig-Item	Man Code		NATO Stock No.	Indent	Item Name and Description	Part No/ Drawing No.	No. off	Annotations	
	Navy -N	Army -A						RAF -R	Class of Store and Serv. Line
2-33	A	-	-	B	RESISTOR carbon type; $\pm 5\%$ 1/10 W; carbon film VALUES SELECTED ON TEST				R7 10 11
34	A	Z30	5905-99-649-1913	B	RESISTOR, FIXED, FILM 8200 ohms, $\pm 5\%$; 0.100W	80.5060- 00	1		R12
35	A	Z30	5905-99-631-6337	B	RESISTOR, FIXED, FILM 6.8 ohms, $\pm 5\%$; 1/8W	80.5223- 00	1		R13
36	A	Z31	5910-99-658-3902	B	CAPACITOR, FIXED, CERAMIC DIELECTRIC 1 section; 0.47nF, \pm 20%; 50V dc wkg	74.5725- 00	1		C3

Chapter 2-1-3-1-2-2

PARTS LIST

RECEIVER, RADIO
(CRU)


Z1/5820-99-658-0240


(G.A. Drawing No. K25249/1)

(Circuit Diagram No. D402.477)

NOTE:-

All Part nos. in this Chapter
unless otherwise stated refer
to STORNO LTD., CAMBERLEY,
SURREY.







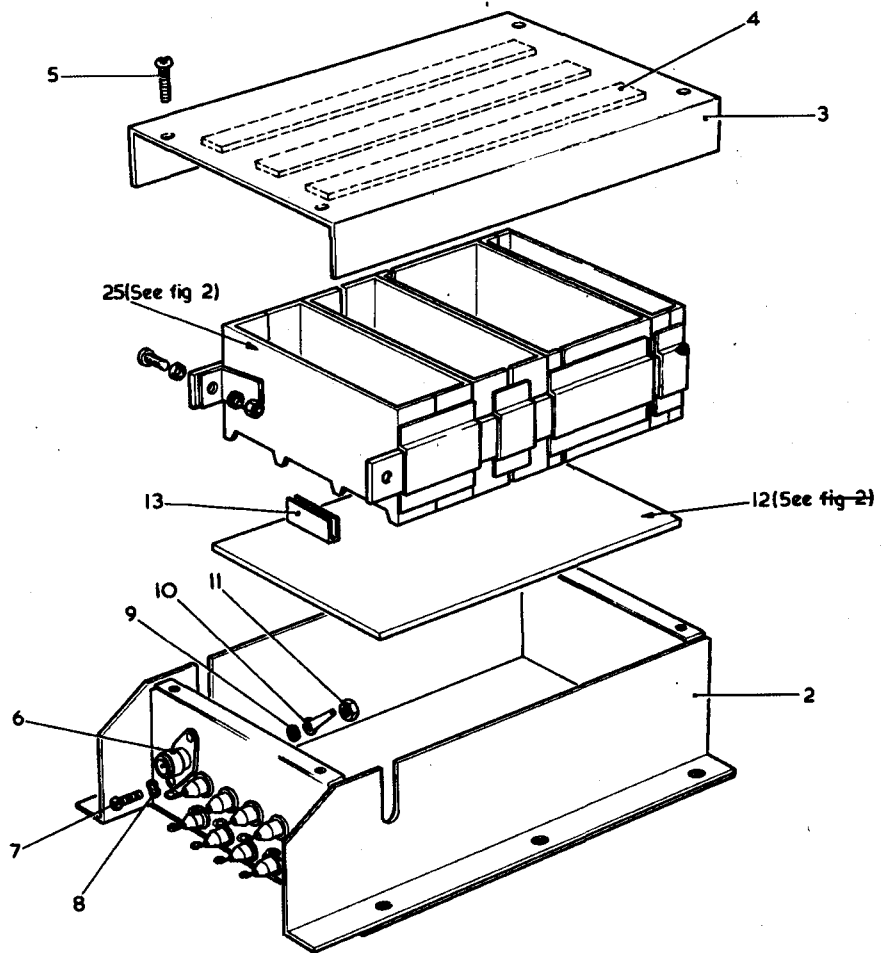



FIG. 1 RECEIVER, RADIO (CRU)



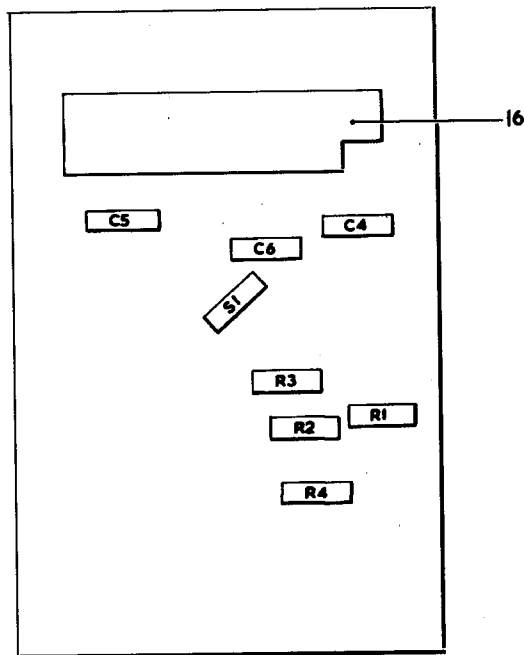
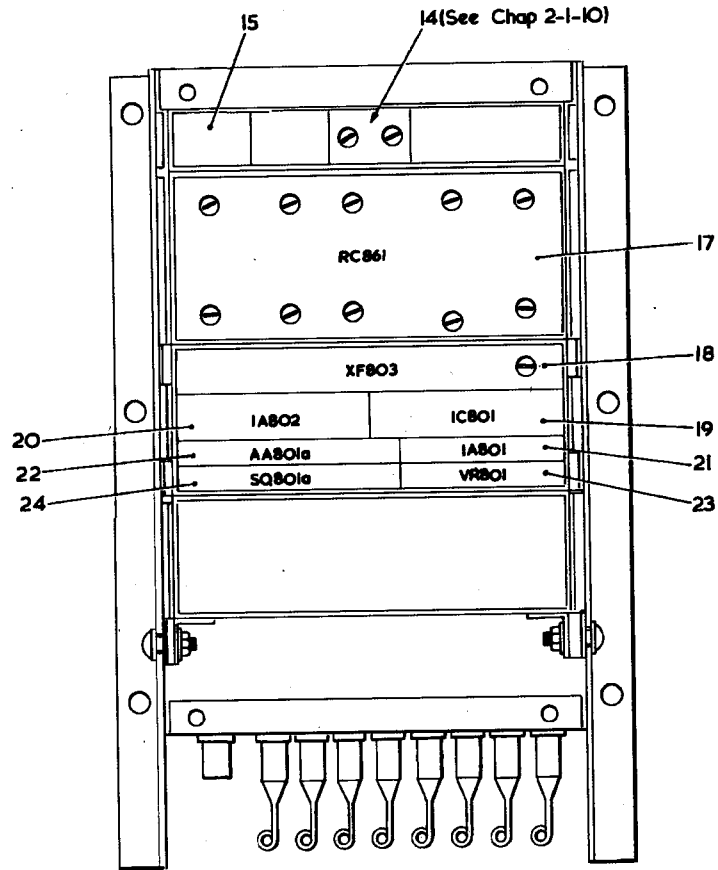


FIG. 2

RESTRICTED

ARMY EQUIPMENT
SUPPORT PUBLICATIONS

5820-F-300-711

Chapter 2-1-3-1-2-2

PARTS LIST

RECEIVER, RADIO (CRU) Z1/5820-99-658-0240

Fig-Item	Man Code Navy - N Army - A RAF - R		NATO Stock No.	Indent	Item Name and Description	Part No/ Drawing No.	No. off	Annotations	
								Class of Store and Serv. Line	CCT Ref.
1	A	Z1	5820-99-658-0240	A	RECEIVER, RADIO	10.3647-01 RX8063	Ref		
1-2	A	Z1	5820-99-658-1322	B	CASE, TRANSMITTER-RECEIVER, RADIO	10.3615-00 CA803	1		
3			NP	C	cover	11.1138-00 K24804	1		
4			NP	C	foam strip	191.5008-00	3		
5	A	Z1	5305-99-635-5739	Z	SCREW, MACHINE ISO metric; steel; pan hd; cross-recess drive; zinc chromate finish; 2mm by 4mm lg; class 6g thd	20022-02004	4		
6	A	Z32	5935-99-658-1324	C	CONNECTOR, FIXED, ELECTRICAL	41.5163-00	1		
7	A	Z1	5305-99-635-5739	Z	SCREW, MACHINE ISO metric; steel; pan hd; cross-recess drive; zinc chromate finish; 2mm by 4mm lg; class 6g thd	20022-02004	2		

Chap 2-1-3-1-2-2

A/L1 Issued May 1981

Page 9

RESTRICTED

RESTRICTED

5820-F-300-711

ARMY EQUIPMENT
SUPPORT PUBLICATIONS

Fig-Item	Man Code Navy -N Army -A RAF -R		NATO Stock No.	Indent	Item Name and Description	Part No/ Drawing No.	No. off	Annotations	
								Class of Store and Serv. Line	CCT Ref.
1-8	A	Z1	5310-99-631-6267	Z	WASHER, SPRING TENSION cres; 2mm nom bolt size; 4.5mm od, 1mm o/a h	2450-045022	2		
9	A	Z1	5310-99-658-3899	Z	WASHER, FLAT steel; rd; zinc chromate finish; rd hole; 2mm id, 5mm od, 0.3mm thk	2401-050220	2		
10	A	Z37	5940-99-652-3203	Z	TERMINAL, LUG solder; 11.25mm lg, 4.50mm w, 0.40mm thk; 2.20mm ring; brass; electro-tinned	34.5032-00	1		
11	A	Z1	5820-99-639-0129	Z	NUT, PLAIN, HEXAGON	2202-020040	2		
12	A	Z1	5820-99-653-5101	B	CHASSIS, ELECTRICAL EQUIPMENT	CH803 10.2710-00	1		
13	A	Z1	9330-99-658-3900	Z	PLASTICS SPECIAL SHAPED SECTION PVC; U shape; black; 2.5mm w, 4mm h; 0.9mm groove; bulk supply Note:- Cut to length as required	185.5023-00	A/R		
2-14			-	B	OSCILLATORS, RADIO FREQUENCY Note:- For details refer to Chapter 2-1-10	X0866 10.3480-00	A/R		

RECEIVER, RADIO (CRU)

Fig-Item	Man Code		NATO Stock No.	Indent	Item Name and Description	Part No/ Drawing No.	No. off	Annotations	
	Navy -N	Army -A						RAF -R	Class of Store and Serv. Line
2-15	A	Z1	5820-99-640-0873	B	SPACE FILLER (XO Dummy)	12.0261- 00 K22686	A/R		
16	A	Z1	5820-99-653-5098	B	PANEL, ELECTRONIC CIRCUIT (Temp Compensating Unit)	15.0280- 00 K24364	1		
17	A	Z1	5820-99-640-0883	B	RECEIVER-CONVERTER MODULE	RC861 10.2699- 00	1		
18	A	Z32	5915-99-640-0899	B	CRYSTAL FILTER MODULE	XF803 10.2692- 00	1		
19	A	Z1	5820-99-640-0894	B	CONVERTER MODULE	IC801 10.2686- 00	1		
20	A	Z1	5820-99-640-0893	B	DISCRIMINATOR MODULE	IA802 10.2808- 00	1		

Fig-Item	Man Code Navy - N Army - A RAF - R		NATO Stock No.	Indent	Item Name and Description	Part No/ Drawing No.	No. off	Annotations	
								Class of Store and Serv. Line	CCT Ref.
2-21	A	Z1	5820-99-640-0892	B	AMPLIFIER, INTERMEDIATE FREQUENCY	IA801 10.2685-00	1		
22	A	Z1	5820-99-646-6176	B	AMPLIFIER, AUDIO FREQUENCY 0.40W power output; 9.6 to 15V operating power; 3.50mm by 20mm by 33mm o/a dim.	AA801a 10.2687-01	1		
23	A	Z1	6110-99-640-0898	B	REGULATOR, VOLTAGE	VR801 10.2690-00	1		
24	A	Z1	5820-99-640-0897	B	SQUELCH UNIT MODULE	SQ801a 10.2689-01	1		
1-25	A	Z1	5820-99-653-5099	B	CHASSIS, ELECTRICAL EQUIPMENT	11.1144-05	1		
2-26	A	Z32	5920-99-640-0903	B	FUSE	92.5112-00	1		


RESTRICTED

ARMY EQUIPMENT
SUPPORT PUBLICATIONS

5820-F-300-711

RECEIVER, RADIO (CRU) Z1/5820-99-658-0240

Fig-Item	Man Code Navy -N Army -A RAF -R		NATO Stock No.	Indent	Item Name and Description	Part No/ Drawing No.	No. off	Annotations	
								Class of Store and Serv. Line	CCT Ref.
2-27	A	Z30	5905-99-649-0643	B	RESISTOR, FIXED, FILM 470k ohms, \pm 5%; 1/10W	80.5081-00	1		R1
28	A	Z30	5905-99-649-0641	B	RESISTOR, FIXED, FILM 5.6k ohms, \pm 5%; 1/10W	80.5058-00	1		R2
29	A	-	-	B	RESISTOR + 5%; 1/10W; carbon film VALUES SELECTED ON TEST		2		R3 4
30	A	Z31	5910-99-638-9905	B	CAPACITOR 1uF - 20% + 50%; 16V; tantalum	73.5135-00	1		C1
31	A	Z31	5910-99-658-3902	B	CAPACITOR, FIXED, CERAMIC DIELECTRIC 1 section; 0.47nF, \pm 20%; 50V dc wkg	74.5275-00	3		C4 5 6



RESTRICTED

5820-F-300-711

Chapter 2-1-4


PARTS LIST

**PORTABLE CONTROL POINT UNIT ASSEMBLY
(PCPU)**

Z1/5820-99-656-0310

(G.A. Drawing No. SDO/265504)


(Circuit Diagram No. SD2/265401)



**RECORD OF MODIFICATIONS
INCORPORATED IN THIS CHAPTER**

PORTABLE CONTROL POINT UNIT ASSEMBLY (PCPU) Z1/5820-99-656-0310

MOD.No.	A.L.No.	MOD.No.	A.L.No.	MOD.No.	A.L.No.
02276	3				





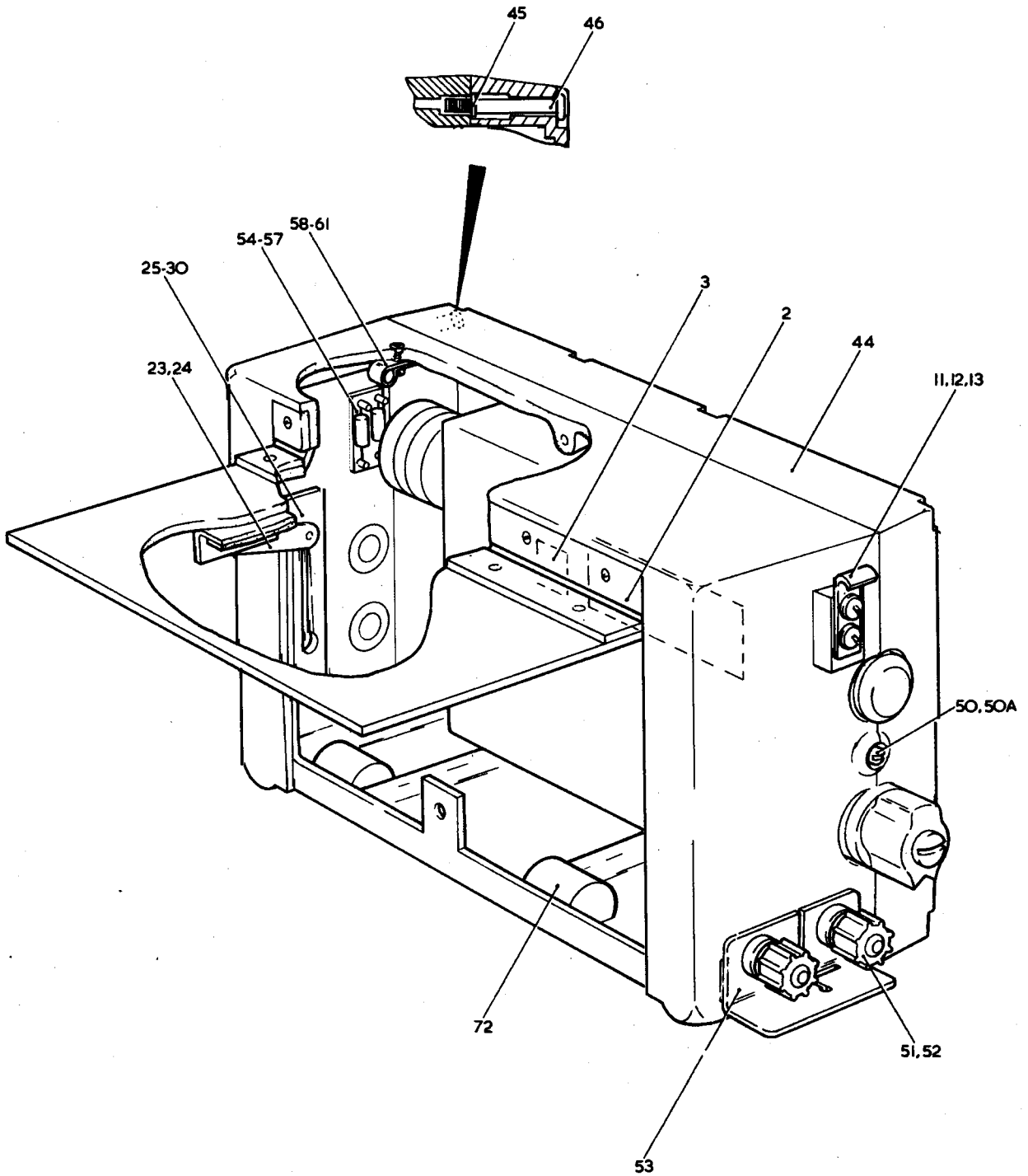


FIG. I PORTABLE CONTROL POINT UNIT ASSEMBLY (PCPU)



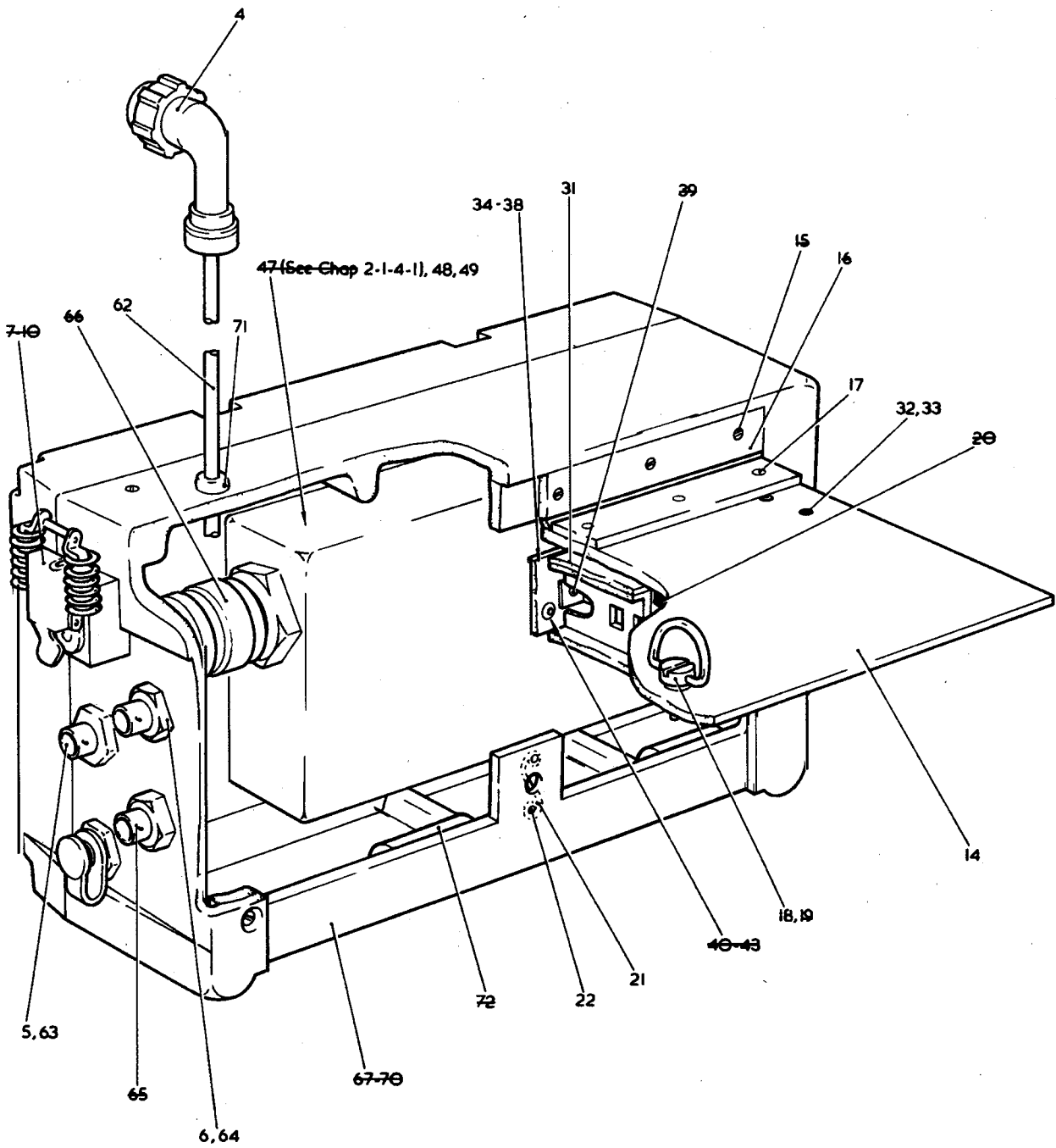


FIG. 2

RESTRICTED

ARMY EQUIPMENT
SUPPORT PUBLICATIONS

5820-F-300-711

Chapter 2-1-4

PARTS LIST

PORTABLE CONTROL POINT UNIT ASSEMBLY (PCPU) Z1/5820-99-656-0310

Fig-Item	Man Code		NATO Stock No.	Indent	Item Name and Description	Part No/ Drawing No.	No. off	Annotations	
	Navy - N	Army - A						RAF - R	Class of Store and Serv. Line
1	A	Z1	5820-99-656-0310	A	PORTABLE CONTROL POINT UNIT ASSEMBLY (PCPU)	SDO/ 265504	Ref		
1-2	A	Z1	9905-99-658-4755	B	PLATE, IDENTIFICATION plastic coated aluminium; rect; black background; natural inscription; PCPU 5820-99-656-0310 75mm lg, 30mm w, 0.13mm thk	SD3/ 246451	1		
3	A	Z2	9905-99-649-2246	B	PLATE, MODIFICATION RECORD	R.A.E. WTB 111527/ 14	1		
2-4	A	Z32	5935-99-633-6120	B	SOCKET, ELECTRICAL free male shell; 7 pole; orientation E	SD/ C235155/2 Thorn 05-1505- 10-7SE	1		SK6
5	A	Z32	5935-99-626-4256	B	COVER, ELECTRICAL, PLUG-SOCKET non-metallic; 66.45mm lg, 22.9mm w, 10.54mm h; friction mtg Note:- Used with SK3 and 4	SD3/ 235131 Thorn 05-1625- 10	2		

RESTRICTED

5820-F-300-711

ARMY EQUIPMENT
SUPPORT PUBLICATIONS

Fig-Item	Man Code		NATO Stock No.	Indent	Item Name and Description	Part No/ Drawing No.	No. off	Annotations	
	Navy -N	Army -A						RAF -R	Class of Store and Serv. Line
2-6	A	Z99	5935-99-631-0681	B	COVER, ELECTRICAL PLUG-SOCKET non-metallic; 55.2mm, 18.4mm w, 10.54mm h; friction mtg Note:- Used with SK1 and 2	SD3/ 235130 Thorn 05-1625-8	2		
7	A	Z1	5340-99-652-5885	B	CATCH, TOGGLE LEVER steel; 53mm lg, 35mm w	SD3/ 265403 Ross Courtney P2/360179	1		
8	A	G1	5305-99-135-0415	Z	SCREW, MACHINE ISO metric; steel; pan hd; slot drive; zinc plated; 3mm by 8mm lg; class 6g thd	BS 4183	1		
9	A	G1	5305-99-122-5270	Z	SCREW, MACHINE ISO metric; steel; flat csk hd; zinc plated; slot drive; 3mm by 6mm lg; class 6g thd	BS 4183	1		
10	A	G1	5310-99-135-2545	Z	WASHER, SPRING TENSION beryllium copper; tin plated; 3mm nom bolt size; 6.40mm od, 0.61mm o/a h	BS 4463	1		
1-11	A	Z1	5340-99-658-3184	B	CLAW, FLUSH CATCH steel; cadmium plated; 7mm by 13mm by 28mm o/a dim.	SD4/ 265502 Ross Courtney C140/ 370259	1		
12	A	G1	5305-99-135-0421	Z	SCREW, MACHINE ISO metric; steel; pan hd; slot drive; zinc plated and passivated; 4mm by 8mm lg; class 6g thd	BS 4183	2		

PORTABLE CONTROL POINT UNIT ASSEMBLY (PCPU) Z1/5820-99-656-0310

Fig Item	Man Code		NATO Stock No	Indent	Item Name and Description	Part No/ Drawing No	No Off	Annotations	
	Navy - N	Army - A						RAF - R	Class of Store and Serv Line
1-13	A	G1	5310-99-135-2546	Z	WASHER, SPRING TENSION beryllium copper; tin plated; 4mm nom bolt size, 8.10mm od, 0.84mm o/a h	BS 4463	2		
2-14	A	Z1	5820-99-663-0704	B	COVER, ACCESS, ELECTRICAL CHASSIS aluminium alloy lid, plastic hinge, painted matt black 206mm lg, 120mm w	SD2/ 246471	1		
15	A	G1	5305-99-122-5271	Z	SCREW, MACHINE ISO metric; steel; flat csk hd; zinc plated; slot drive 3mm x 8mm lg; class 6g thd	BS 4183	6		
16	A	Z1	5340-99-663-0716	B	HINGE, MACHINING Plastics, 192mm lg, 38mm w, 13 mtg holes 3.30 mm dia.	SD3/ 265318	1		
17	A	G1	5320-99-105-0874 (NP)	Z	RIVET, BLIND aluminium alloy; flush csk hd; mechanically expanded; type; 1/8 in. dia, 1 1/32 in. lg	Tucker AK44	6		
18	A	G1	5325-99-112-2286	B	STUD, TURNLOCK FASTENER steel; cadmium plated; D ring hd; 1/4 in. dia; 0.400in. lg engaging surface	SD4/ 265405 Dzus BJR4-40	1		
19	A	G1	5325-99-956-8658	B	EYELET, TURNLOCK FASTENER plastics; 0.210 in. id, 0.437 in. od, 0.25 in. thk	SD4/ 265411 Dzus GP4	1		

Fig Item	Man Code		NATO Stock No	Indent	Item Name and Description	Part No/ Drawing No	No Off	Annotations	
	Navy - N	Army - A						RAF - R	Class of Store and Serv Line
2-20	A	H4	9320-99-225-0091	Z	RUBBER SHEET, SOLID synthetic 3.2mm thk; bulk supply Note: Bulk supply item, cut to required size, i.e. 160mm by 65mm prior to assembly	BS 2752-C40	AR		
21	A	G1	5325-99-943-0916	B	LOCKSPRING, TURNLOCK FASTENER steel; cadmium plated; 3/4 in. c to c eyes; 13/64 in. h	SD4/265406 Dzus S4-200	1		
22			NP	Z	Rivet 3/32 in. dia by 1/4 in. lg.; aluminium alloy; solid; csk hd	BS 4620	2		
23	A	Y1	5365-99-114-5294	Z	RING, RETAINING steel- circlip, ext; 0.125 in. id	Salter-fix 5133-12	1		
1-24	A	Z1	5820-99-653-5239	B	HINGE LOCKING ARM RIVETTED corrosion resistant steel; 63mm lg, 8.50mm w, 8mm h	SD4/265523 Storno 7462-8-7 11.2395C-00	1		
25	A	6MT1	5340-99-658-4588	Z	RING, RETAINING steel; circlip, ext; 1/8 in. id	Salter-fix 5133X-18 Storno 24.0139C-00	1		
26	A	Z1	5315-99-658-3742	B	PIN, GROOVED, HEADED corrosion resistant steel; flat fillister hd; 4.80mm dia, 7mm o/a lg	SD4/265526 Storno 7462-8-1C 29.0224C-00	1		
27	A	Z1	5820-99-656-2700	B	PLATE, HINGE LOCKING steel; zinc sprayed; 82mm lg. 23mm w, 16mm h o/a dim.	SD3/265480	1		

RESTRICTED

ARMY EQUIPMENT
SUPPORT PUBLICATIONS

5820-F-300-711

PORTABLE CONTROL POINT UNIT ASSEMBLY (PCPU) Z1/5820-99-656-0310

Fig-Item	Man Code		NATO Stock No.	Indent	Item Name and Description	Part No/ Drawing No.	No. off	Annotations	
	Navy -N	Army -A						RAF -R	Class of Store and Serv. Line
1-28	A	G1	5305-99-135-0415	Z	SCREW, MACHINE ISO metric; steel; pan hd; slot drive; zinc plated and passivated; 3mm by 8mm lg; class 6g thd	BS 4183	2		
29	A	G1	5310-99-135-2545	Z	WASHER, SPRING TENSION beryllium copper; tin plated; 3mm nom bolt size; 6.40mm bd, 0.61mm o/a h	BS 4463	2		
30	A	G1	5310-99-135-0754	Z	NUT, PLAIN, HEXAGON ISO metric; steel; chamfered bearing surface; zinc plated; 3mm by 5.50mm w A/F 2.4mm o/a h	BS 3692	2		
2-31	A	Z1	6140-99-658-1375	B	BATTERY BRACKET ASSEMBLY corrosion resistant steel; 7-3/8in. lg, 1-5/16in. w, 1-5/16in. h approx o/a dims.	SD2/ 265549 Storno 7462-2-9 10.1350C- 00	1		
32	A	G1	5305-99-135-0421	Z	SCREW, MACHINE ISO metric; steel; pan hd; slot drive; zinc plated and passivated; 4mm by 8mm lg; class 6g thd	BS 4183	5		
33	A	G1	5310-99-135-2546	Z	WASHER, SPRING TENSION beryllium copper; tin plated; 4mm nom bolt size; 8.10mm od, 0.84mm o/a h	BS 4463	5		
34	A	Z1	5820-99-653-0178	C	PANEL, ELECTRONIC CIRCUIT (Battery PCB Assembly)	SD2/ 265555 Storno 7462-6-2 10.1349C- 00	1		

RESTRICTED

5820-F-300-711

ARMY EQUIPMENT
SUPPORT PUBLICATIONS

Fig-Item	Man Code Navy -N Army -A RAF -R		NATO Stock No.	Indent	Item Name and Description	Part No/ Drawing No.	No. off	Annotations	
								Class of Store and Serv. Line	CCT Ref.
2-35	A	G1	5305-99-139-3820	Z	SCREW, MACHINE ISO metric; corrosion resistant steel; pan hd; slot drive; 3mm by 8mm lg; class 6g thd	BS 4183	4		
36	A	G1	5310-99-136-2749	Z	WASHER, FLAT corrosion resistant steel; 3mm nom bolt size; 7mm od, 0.5mm thk	BS 4320 Form A	4		
37	A	Z1	5310-99-631-6269	Z	WASHER, SPRING TENSION corrosion resistant steel; 3mm nom bolt size; 6mm od, 1.3mm o/a h	Storno 2450- 060032	4		
38	A	G1	5310-99-136-4875	Z	NUT, PLAIN, HEXAGON ISO metric; corrosion resistant steel; chamfered bearing surface; 3mm by 5.5mm w A/F; 2.4mm o/a h	BS 3692	4		
39	A	Z1	5360-99-652-7303	D	SPRING, HELICAL COMPRESSION corrosion resistant steel; 7 turns total; 6.4mm od, 11mm free lg	Storno 36.0116- 00 K13148	6		
40	A	Z1	6140-99-653-0177	D	RETAINER BATTERY stainless steel; 187mm by 32mm by 35mm o/a dim; retains two secondary batteries	SD3/ 265521 Storno 7462-8-5 33.0287C- 00	1		
41	A	H9	5325-99-942-3406	B	GROMMET, RUBBER synthetic; 1/8in. dia hole; 1/4in. od groove; 1/16in. w of groove; 3/8in. od, 3/32in. thk flange	BS 1767 DEF Stan 53-13 Table 1(A)	1		

ARMY EQUIPMENT
SUPPORT PUBLICATIONS

PORTABLE CONTROL POINT UNIT ASSEMBLY (PCPU) Z1/5820-99-656-0310

Fig Item	Man Code Navy - N Army - A RAF - R	NATO Stock No	Indent	Item Name and Description	Part No/ Drawing No	No. Off	Annotations	
							Class of Store and Serv Line	CCT Ref
2-42	A	Z42	5975-99-643-1802	B	CRADLE, ELECTRICAL nylon; for 4mm w strapping; self adhesive mtg; 20mm lg, 14mm w, 4.6mm h	Insuloid LKCT/SA	1	
43	A	Z4	5340-99-119-6084	B	STRAP, LINE SUPPORTING plastic strap and buckle; 3-5/8 in. lg, 3/32 in. w, 3/64 in thk	Insuloid T18R	1	
1-44	A	Z1	5820-99-656-2699	B	CASE, REAR, PORTABLE CONTROL POINT UNIT polycarbonate; 262.20 mm lg, 150mm w, 33mm h, colour black	SDO/ 265474	1	
45	A	Z1	5305-99-658-3176	B	SCREW, EXTERNALLY RELIEVED BODY ISO metric; corrosion resistant steel; pan hd; slot drive, 5mm 0.80mm pitch thd; 11mm lg; 6mm thd lg	SD3/ 265482	8	
46	A	Z1	5310-99-658-5163	B	WASHER, FLAT plastics; rd; rd hole; 4mm id, 6mm od, 1mm thk	SD4/ 265483	8	
2-47	A	Z1	5820-99-663-0721	B	INTERCONNECTING BOX (PEC Box Assy) al aluminium 225mm lg, 100mm x 65mm Note:- For spares details refer to Chapter 2-1-4-1	SD2/ 265505	1	
48	A	G1	5305-99-135-0421	Z	SCREW, MACHINE ISO metric; steel; pan hd; zinc plated; slot drive; 4mm by 8mm lg; class 6g thd	BS 4183	4	

Fig Item	Man Code		NATO Stock No	Indent	Item Name and Description	Part No/ Drawing No	No Off	Annotations	
	Navy - N	Army - A						RAF - R	Class of Store and Serv Line
2-49	A	G1	5310-99-135-2546	Z	WASHER, SPRING TENSION beryllium copper; tin plated; 4mm nom bolt size, 8.10mm od, 0.84 mm h o/a	BS 4463	4		
1-50	A	G1	5305-99-135-0422	Z	SCREW, MACHINE ISO metric; steel; pan hd; slot drive; zinc plated; 4mm by 10mm lg; class 6g thd	BS 4183	1		
50	A	G1	5310-99-122-3031	Z	WASHER, FLAT steel; rd; zinc plated; 4mm bolt size; 9mm od, 0.80mm thk	BS 4320	1		
51	A	Z37	5940-99-012-0234	B	POST, BINDING ELECTRICAL single post; rd; 11/16 in. dia, 2-7/64 in. h; screw cap; 4BA; insulated	DEF 5335	2		
52	A	Z37	5940-99-652-8396	B	INSTALLATION KIT ELECTRICAL EQUIPMENT consists of 2 mouldings, 2 sealing rings, 1 washer 1 solder tag, 2 lock nuts	Belling Lee 02	2		
53	A	Z37	5940-99-658-4586	B	COVER, TERMINAL BOARD aluminium alloy; painted matt black; 55 mm lg, 33 mm w, 27mm h; 2mm thk mt1, 2 mtg slots	SD3/ 246452	1		
54	A	Z42	5961-99-658-0247	B	SEMICONDUCTOR DEVICE ASSEMBLY, DIODE 2 diodes; 30mm lg, 12mm w, 12mm h; post mtg.	SD3/ 265384	1		

PORTABLE CONTROL POINT UNIT ASSEMBLY (PCPU) Z1/5820-99-656-0310

Fig Item	Man Code		NATO Stock No	Ident	Item Name and Description	Part No/ Drawing No	No Off	Annotations	
	Navy - N	Army - A						RAF - R	Class of Store and Serv Line
1-55	A	G1	5305-99-135-0418	Z	SCREW, MACHINE ISO metric; steel; pan hd; zinc plated; slot drive; 3mm by 16 mm lg; class 6g thd	BS 4183	1		
56	A	G1	5310-99-135-2545	Z	WASHER, SPRING TENSION beryllium, copper; tin plated; 3mm nom bolt size; 6.40mm od, 0.61 mm o/a h	BS 4463	1		
57	A	Z42	5961-99-656-5160	C	SEMICONDUCTOR DEVICE, DIODE	Motorola IN5821	2		D1 2
58	A	Z2	5340-99-932-5186	B	CLAMP, LOOP nylon; 3/16in. loop id; 1/4 in. w, 9/64 in dia fixing hole	SD4/ 265407 DEF STAN 53-15 Table 1 (A)	1		
59	A	G1	5305-99-122-5271	Z	SCREW, MACHINE ISO metric; steel; flat csk hd; slot drive; zinc plated; 3mm by 8mm lg; class 6g thd	BS 4183	1		
60	A	G1	5310-99-135-2545	Z	WASHER, SPRING TENSION beryllium copper; tin plated; 3mm nom bolt size; 6.40mm od, 0.61mm o/a h	BS4463	1		
61	A	G1	5310-99-135-0754	Z	NUT, PLAIN, HEXAGON ISO metric; steel; chamfered bearing surface; zinc plated; 3mm by 5.50mm w A/F, 2.40mm o/a h	BS 3692	1		

Fig Item	Man Code		NATO Stock No	Indent	Item Name and Description	Part No/ Drawing No	No Off	Annotations	
	Navy - N	Army - A						RAF - R	Class of Store and Serv Line
1-62	A	Z42	5995-99-656-3206	B	WIRING HARNESS BRANCHED	SD/1 265395	1		
63	A	Z99	5935-99-626-5472	C	SOCKET, ELECTRICAL fixed; alloy; 7 pole; 5A 500V ac; female shell; locking type	SDC/ 235025/1 Amphenol 62GB- 5016- 10-7SF	2		SK1 2
64	A	Z32	5935-99-652-7752	C	SOCKET, ELECTRICAL fixed; aluminium; panel mtg; 700V dc; male shell; locking	Amphenol 62GB-57A 8-45	1		SK3
65	A	Z32	5935-99-652-7753	C	SOCKET, ELECTRICAL fixed; aluminium; panel mtg; 700V dc; male shell; locking	Amphenol 62GB-57A 8-4SW	1		SK4
66	A	Z32	5935-99-652-7751	C	SOCKET, ELECTRICAL free; aluminium; 700V dc; male shell; locking	Amphenol 62GB-16E 14-19S	1		SK5
67	A	Z1	5820-99-658-1170	B	CASE, FRONT, PORTABLE CONTROL POINT UNIT polycarbonate; black 285mm lg, 150mm w, 75 mm h o/a dim.	SD1/ 246463	1		
68	A	Z1	5340-99-658-0246	C	INSERT, SCREW THREAD steel; corrosion resistant; M5 x 0.8-6H internal thd; 8mm w, 10mm lg	SD3/ 265465	8		
69	A	Z1	5340-99-658-4593	C	INSERT, SCREW THREAD copper alloy; 4mm internal thd; 8.2mm o/a lg; w/opposing herringbone splines on body; w/spigot	PSM Fasteners SONIC- LOK M4	2		

ARMY EQUIPMENT
SUPPORT PUBLICATIONS

PORTABLE CONTROL POINT UNIT ASSEMBLY (PCPU) Z1/5820-99-656-0310

Fig-Item	Man Code Navy -N Army -A RAF -R		NATO Stock No.	Indent	Item Name and Description	Part No/ Drawing No.	No. off	Annotations	
								Class of Store and Serv. Line	CCT Ref.
2-70	A	Z1	5340-99-658-4594	C	INSERT, SCREW THREAD copper alloy; 3mm internal thd; 5.8mm o/a lg; w/opposing herringbone splines on body; w/spigot	PSM Fasteners SONIC-LOK M3	9		
71	A	H9	5325-99-942-3409	B	GROMMET, RUBBER synthetic; 1/8in. dia hole; 1/4in. od groove; 3/8in. o/a dia, 0.094in. thk; for 1/4in. dia panel hole	DEF Stan 53-13 Table 1(A) Std Insulator S1C3708- 150	1		
72	A	Z1	5340-99-758-4894	B	BUMPER, PLASTICS polyamide (Nylon 66) dome shaped; 39mm lg, 16mm h, 2 holes tapped M4 by 8mm deep	SD4/ 268282PD			



Chapter 2-1-4-1


PARTS LIST


INTERCONNECTING BOX
(PEC Box Assy)

▶ Z1/5820-99-663-0721 ◀

(G.A. Drawing No. SD2/265505)

(Circuit Diagram No. SD2/265402)







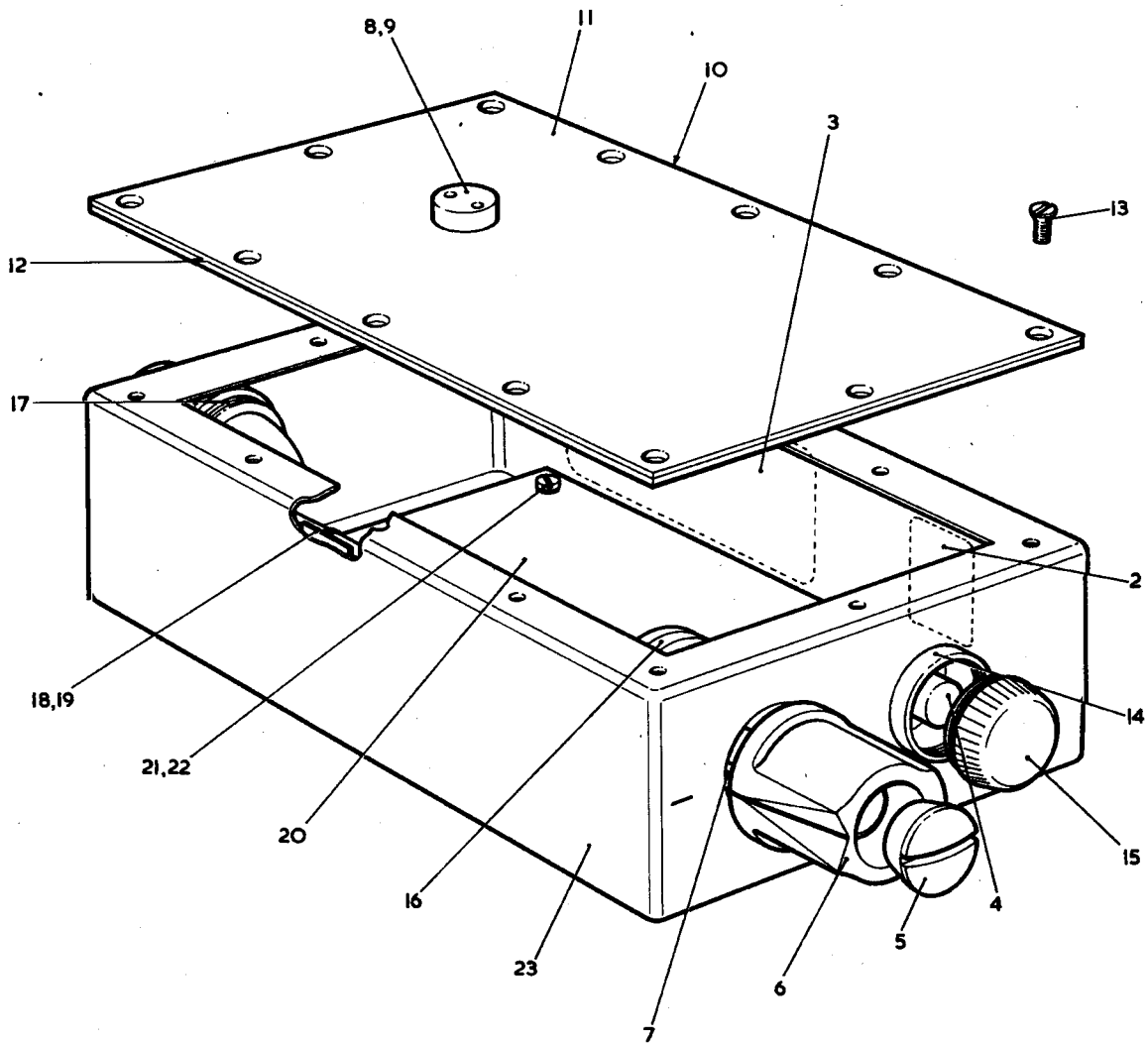


FIG.1 INTERCONNECTING BOX (PEC Box Assy)

INTERCONNECTING BOX (PEC Box
Assy.)

Chapter 2-1-4-1

PARTS LIST


Fig Item	Man Code		NATO Stock No	indent	Item Name and Description	Part No/ Drawing No	No Off	Annotations	
	Navy - N	Army - A						RAF - R	Class of Store and Serv Line
1	A	Z1	5820-99-663-0721	A	INTERCONNECTING BOX (PEC Box Assy)	SD2/ 265505	Ref	1-3	
1-2	A	Z2	9905-99-649-2246	B	PLATE, MODIFICATION RECORD	WTB111527 /14	1	3	
3	A	Z1	9905-99-658-3743	B	PLATE, IDENTIFICATION aluminium foil; rect; black background; natural inscription; inscribed w/item name & part no; 75mm lg 30mm w, 0.13 mm thk	SD3/ 246517	1	3	
4	A	Z32	5920-99-059-0137		FUSE LINK, CARTRIDGE ceramic, 500mA;250V ac, 230Vdc;0.633 in. lg, 0.187 in.lg	DEF Stan 59-14 (PT.1) Belling & Lee L754/500	1	1	FS1
5		Z42	5999-99-097-0184		CAP, ELECTRICAL plastics; thd mtg; 43/64 in. dia, 13/32 in. lg	DEF 5221 Fig 1		1	
6		Z1	5335-99-097-0186		KNOB Plastics; finger type adjustable;rd; 1/4 in bore;1-1/8 in.od; w/skirt	DEF 5221 Fig 12			
7		Z2	5355-99-097-0183		INSERT, CONTROL DIAL-KNOB collet type, adjustable; 1/4 in. dia bore	DEF 5221 Fig 2			
8		Z99	5365-99-626-4284		PLUG, SCREWED aluminium alloy; rd hd; 6mm ISO metric class 6g thd; blue-black anodised finish	SD3/ 201070/1			
9		6MT1	5330-99-642-1866		RING, SEALING TOROIDAL rubber, 8.10mm id, 1.6mm h;51-60 deg BS hardness	BS 4518- 0081-16 Dowty Seals 202-510- 4450			

Fig Item	Man Code		NATO Stock No	Indent	Item Name and Description	Part No/ Drawing No	No Off	Annotations	
	Navy - N	Army - A						RAF - R	Class of Store and Serv Line
1-10	A	Z1	5820-99-658-1168	B	COVER, ACCESS ELECTRICAL CHASSIS, aluminium alloy painted matt black; 167mm lg, 96mm w, 8.50mm h o/a.	SD2/ 246512	1		
11	A	Z1	5820-99-658-1934	C	COVER ACCESS ELECTRICAL CHASSIS aluminium alloy; painted matt black; 167mm lg, 96mm w, 8mm h o/a dim.	SD2/ 246537	1		
12	A	Z1	5330-99-658-4764	C	GASKET synthetic rubber; rect; 166mm lg, 96mm w 2mm thk; 12 bolt holes, 5mm dia	SD2/ 265338	1		
13	A	G1	5305-99-122-5277	Z	SCREW, MACHINE ISO metric; steel; flat csk hd; zinc plated, slot drive; 4mm by 0.70mm pitch by 10mm lg; class 6g thd	BS 4183	12		
14	A	Z32	5920-99-059-1061	B	FUSEHOLDER sealed; single way; 250V ac; 2.5A	DEF 64 Fig 3 Belling & Lee L675	1		
15	A	Z32	5920-99-059-0009	C	CARRIER, FUSE LINK single way; 250V ac/dc; 2.5A	DEF 64 Fig 3	1		
16	A	Z32	5930-99-652-7744	B	SWITCH, ROTARY, WAFER 3 pole; 6 position; 2 wafer; shorting	BS 9563 F010 NSF MU121964 MA2	1		S1
17	A	Z32	5935-99-632-5209	B	PLUG, ELECTRICAL fixed; female shell; 19 pole	Amphenol 62GB-57A -14-19P	1		PL6
18	A	Z42	5975-99-643-1802	B	CRADLE, ELECTRICAL nylon; for 4mm w strapping; self adhesive mtg; 20mm lg, 14mm w; 4.6mm h.	Insuloid LKCT/SA	2		

ARMY EQUIPMENT
SUPPORT PUBLICATIONS

INTERCONNECTING BOX (PEC Box Assy)

Fig-Item	Man Code Navy -N Army -A RAF -R		NATO Stock No.	Indent	Item Name and Description	Part No/ Drawing No.	No. off	Annotations	
								Class of Store and Serv. Line	CCT Ref.
1-19	A	Z4	5340-99-119-6084	B	STRAP, LINE SUPPORTING plastic strap and buckle; 3-5/8in. lg, 3/32in. w, 3/64in. thk	Insuloid T18R	16		
20	A	Z1	5820-99-652-1369	B	PANEL, ELECTRONIC CIRCUIT	SD1/ 265254	1		
21	A	G1	5305-99-135-0414	Z	SCREW, MACHINE ISO metric; steel; pan hd; zinc plated; 3mm by 6mm lg; class 6g thd	BS 4183	4		
22	A	G1	5310-99-135-2545	Z	WASHER, SPRING TENSION beryllium copper; tin plated; 3mm nom bolt size; 6.40mm od, 0.61mm o/a h	BS 4463	4		
23	A	Z1	5820-99-658-0249	B	BOX, INTERCONNECTING BOX	SD2/ 246516	1		



Chapter 2-1-5


PARTS LIST


RECORDER-REPRODUCER, SOUND
(Tape Recorder, Modified)

Y1/5835-99-652-7673

(G.A. Drawing No. SD1/265310)

(Circuit Diagram No. N/A)







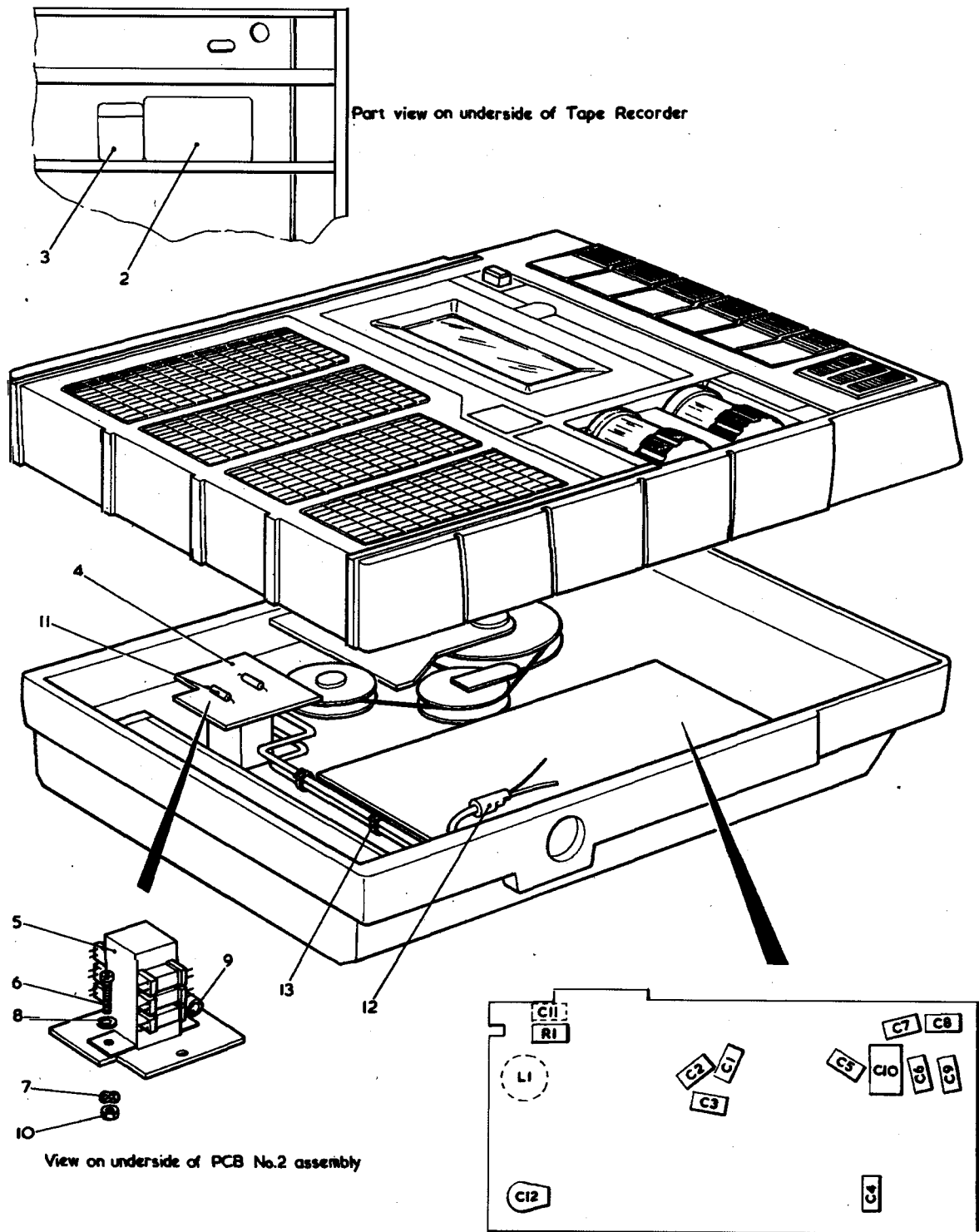


FIG. 1 RECORDER REPRODUCER, SOUND
(Tape Recorder Modified)

RESTRICTED

ARMY EQUIPMENT
SUPPORT PUBLICATIONS

5820-F-300-711

Chapter 2-1-5

PARTS LIST

RECORDER-REPRODUCER, SOUND (Tape Recorder, Modified) Y1/5835-99-652-7673

Fig-Item	Man Code		NATO Stock No.	Indent	Item Name and Description	Part No/ Drawing No.	No. off	Annotations	
	Navy - N	Army - A						RAF - R	Class of Store and Serv. Line
1	A	Y1	5835-99-652-7673	A	RECORDER-REPRODUCER, SOUND (Tape Recorder, Modified) magnetic tape; 1-7/8in. per sec; 307mm lg, 185mm w, 65mm h	SD1/ 265310	Ref		
1-2	A	Y1	9905-99-658-4589	B	PLATE, IDENTIFICATION plastic coated metal; rect; black background; inscribed w/equipment name, NATO Stock no & pheon; 75mm lg, 30mm w, 0.13mm thk	SD3/ 246501	1		
3	A	Z2	9905-99-649-2246	B	PLATE, MODIFICATION RECORD	R.A.E. WTB111527 /14	1		
4	A		NP	B	PCB no.2 assembly	SD2/ 265354	1		
5	A	Z37	5950-99-631-0475	C	TRANSFORMER, AUDIO FREQUENCY ratio 2:1:1	SD/B 235075 Gardners GR104733	1		T1
6	A	G1	5305-99-135-8713	Z	SCREW, MACHINE ISO metric; corrosion resistant steel; pan hd; slot drive; 3mm by 10mm lg; class 6g thd	BS 4183	2		
7	A	G1	5310-99-136-2749	Z	WASHER, FLAT corrosion resistant steel; rd; rd hole; 3mm nom bolt size; 7mm od, 0.30mm thk	BS 4320 Form A	2		

Fig-Item	Man Code Navy -N Army -A RAF -R	NATO Stock No.	Indent	Item Name and Description	Part No/ Drawing No.	No. off	Annotations	
							Class of Store and Serv. Line	CCT Ref.
1-8	A G1	5310-99-135-2533	Z	WASHER, SPRING TENSION corrosion resistant steel; cadmium plated; 3mm nom bolt size; 6.40mm od, 0.61mm h o/a	BS 4463	2		
9	A Z1	5340-99-932-5187	C	CLAMP, LOOP nylon; 1/4in. dia loop; 1/4in. w, 9/64in. dia fixing hole	DEF Stan 53-15 Table 1(A) Insuloid NX2	1		
10	A G1	5310-99-136-4875	Z	NUT, PLAIN, HEXAGON ISO metric; corrosion resistant steel; chamfered bearing surface; 3mm by 0.5mm pitch; 5.5mm w A/F, 2.4mm h o/a	BS 3692	2		
11	A Z42	5961-99-656-5160	C	SEMICONDUCTOR DEVICE, DIODE	Motorola 1N5821	2		D1 2
12	A Z42	5970-99-193-2923	B	INSULATION SLEEVING, ELECTRICAL, SPECIAL PURPOSE plastics; shrinkable; w/solder preform; 0.110in. id, 5/8in. nom lg	DEF Stan 59-42 Raychem D100	4		
13	A Z4	5340-99-119-6084	B	STRAP, LINE SUPPORTING plastic strap and buckle; 3-5/8in. lg, 3/32in. w, 3/64in. thk Note:- Modification components for existing Phillips PC Board no.1 are as detailed in items 14 to 20 incl	Insuloid T18R	16		

RESTRICTED


ARMY EQUIPMENT
SUPPORT PUBLICATIONS

5820-F-300-711

RECORDER-REPRODUCER, SOUND (Tape Recorder, Modified) Y1/5835-99-652-7673

Fig-Item	Man Code Navy -N Army -A RAF -R	NATO Stock No.	Incident	Item Name and Description	Part No/ Drawing No.	No. off	Annotations	
							Class of Store and Serv. Line	CCT Ref.
1-14	A	Z30	5905-99-013-5834	B	RESISTOR, FIXED, FILM 22 ohms, + 2%, 0.5 W encapsulated; style EX	BSCECC 40101-019	1	R1
15	A	Z31	5910-99-658-4792	B	CAPACITOR, FIXED, CERAMIC DIELECTRIC 1 section; ceramic; 470pF, \pm 20%; 200V dc wkg	BS 9075- FO18 Type 2E2	7	C1 to 7 incl
16	A	Z31	5810-99-658-4789	B	CAPACITOR, FIXED, CERAMIC DIELECTRIC 1 section; ceramic; 1nF , \pm 20%; 200V dc wkg	BS 9075- FO18 Type 2E2	2	C8 9
17	A	Z31	5910-99-658-4790	B	CAPACITOR, FIXED, CERAMIC DIELECTRIC 1 section; ceramic; 2200pF, \pm 20%; 500V dc wkg	BS 9075- FO12 Type 2E2	1	C10
18	A	Z31	5910-99-529-3130	B	CAPACITOR, FIXED, CERAMIC DIELECTRIC disc; insulated; 0.1mF - 25% + 50%; 30V dc wkg	Erie 811/T/30V	1	C11
19	A	Z22	5910-99-732-9851	B	CAPACITOR, FIXED, ELECTROLYTIC 1 section: plastics, case; 10mF \pm 20%; 35V dc wkg	BS 9073- FO02	1	C12
20	A	Z37	5950-99-656-3882	B	INDUCTOR, AUDIO FREQUENCY 5uH, 3A; 7.50mm by 25mm body dim, sleeve black Note:- C11 and L1 are fitted to the underside of PC Board No.1	Apex RFS-3	1	L1

AMDT
NO. 3



RESTRICTED

5820-F-300-711

Chapter 2-1-5-1

PARTS LIST

RECORDER-REPRODUCER, SOUND
(MODIFICATION, CASSETTE RECORDER)

Z1/5820-99-769-1396

(G.A. Drawing No. SD/AO/268400PD)

(Circuit Diagram No. N/A)



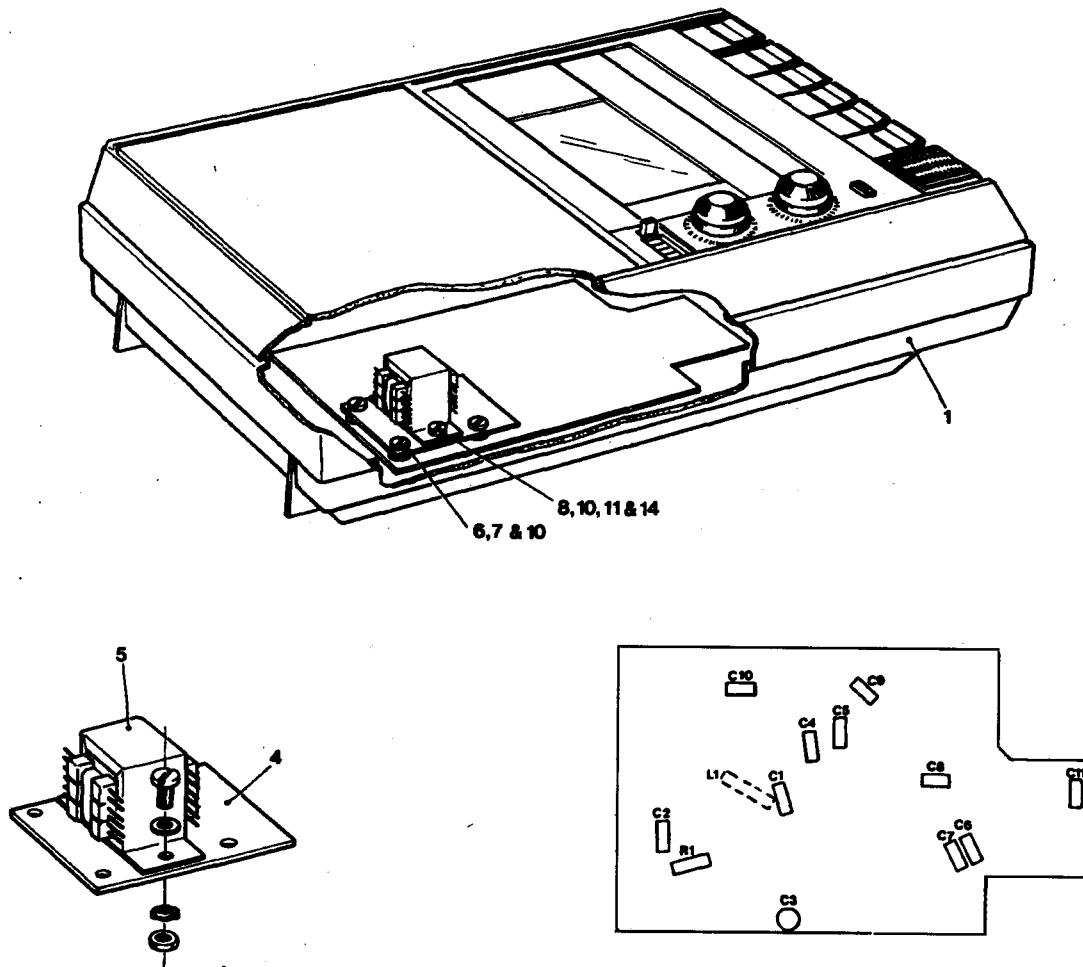


FIG. 1 RECORDER REPRODUCER, SOUND

Chapter 2-1-5-1

RECORDER-REPRODUCER, SOUND

Z1/5820-99-769-1396


Fig-Item	Man Code Navy -N Army -A RAF -R	NATO Stock No.	Ident	Item Name and Description	Part No/ Drawing No.	No. off	Annotations	
							Class of Store and Serv. Line	CCT Ref.
1	A	Z1	5820-99-769-1396	A	MODIFICATION, CASSETTE RECORDER; Comprising cassette recorder mounting plate, transformer, capacitors, resistor, cable & misc hardware.	SD/A0/ 268400PD	Ref	
1-2 NI	A	Y1	7690-99-763-9007	B	MARKER, IDENTIFICATION inscribed Recorder Reproducer sound with NSN.	SD/A3/ 268403PD	1	
3 NI	A	Z2	9905-99-649-2246	B	PLATE, MODIFICATION RECORD; aluminium foil, 8.75"lg by 0.625" self adhesive	R.A.E. WTB 111527/14	1	
4	A	Z37	5940-99-764-9008	B	INSULATOR, PLATE Plastics; 45mm lg, 40 mm W, 1.60mm thk, 6 holes 3.5 dia.	SD/A3/ 268402PD		
5	A	Z37	5950-99-631-0475	C	TRANSFORMER, AUDIO FREQUENCY ratio 2:1:1	SD/B/ 235075 GARDNERS GR104733	1	
6	A	Y1	5310-99-764-9011	Z	NUT PLAIN HEXAGON ISO.M brass, Full bearing surface, nickel plated; 3.00mm x 4.90mm W, A/F 3.18mm o/a h, Class 6H thd.	HARWIN R6390-02	4	
7	A	G1	5305-99-135-0415	Z	SCREW MACHINE ISO metric; steel; pan hd, slot drive, zinc plated finish, 3mm by 0.50mm pitch by 8mm lg, Class 6g thd.	BS4183	4	
8	A	G1	5305-99-135-0418	Z	SCREW MACHINE ISO metric; steel; pan hd, slot drive; zinc plated finish, 3mm by 0.50mm pitch by 16.00mm lg, class 6g thd.	BS4183	6	

Fig- Item	Man Code Navy -N Army -A RAF -R	NATO Stock No.	indent	Item Name and Description	Part No/ Drawing No.	No. off	Annotations		
							Class of Store and Surv. Line	CCT Ref.	
1-9	A	G1	5310-99-135-0754	Z	NUT, PLAIN, HEXAGON ISO metric, steel, chamfered bearing surface; zinc plated; 3mm by 0.50mm pitch, 5.50mm W A/F 2.40mm o/a to strength grade 4.	BS3692	10		
10	A	G1	5310-99-122-3030	Z	WASHER, FLAT steel; rd; zinc; flared; 3.00mm bolt size, 7.00 mm o/d, 0.50mm thk.	BS4320	10		
11	A	G1	5310-99-135-2545	Z	WASHER, SPRING TENSION beryllium copper, tin plated, M3 norm bolt size, 6.40mm o/d, 0.61 o/a h.	BS4463	14		
12 NI	A	Y1	9330-99-764-9009	B	PLASTIC STRIP 69.00mm lg, 31.00mm W 1.00mm thk.	SD/A4/ 268369PD	1		
13 NI	A	Z37	5950-99-656-3882	B	INDUCTOR AUDIO FREQUENCY, 5µH, 3A; 7.5mm by 25mm body dims sleeve black	APTEX RFS-3	1		
14	A	G1	5310-99-764-9010	Z	NUT, PLAIN, HEXAGON ISO.M. brass full bearing surface nickel plated, 3.00mm, 4.90mm W A/F 6.00mm o/a h, class 6H thd.	HARWIN	2		
15 NI	A	Z17	6145-99-110-8583	B	CABLE, SPECIAL PURPOSE, ELECTRICAL 2 conductors, 7/0.1 mm PVC insulation, plastic copper braid screen PVC sheath 3.00mm dia.	DEF STAN 61-12/PT4	1.2		
16 NI	A	Y3	6145-99-014-9422	B	WIRE, ELECTRICAL 7/0.2mm; silver plated copper, PTFE 1.20mm od; red	BSG 210 Type B7/0.2 RED	0.1		

ARMY EQUIPMENT
SUPPORT PUBLICATIONS

Fig- Item	Man Code Navy -N Army -A RAF -R		NATO Stock No.	Indent	Item Name and Description	Part No/ Drawing No.	No. off	Annotations	
								Class of Store and Serv. Line	CCT Ref.
17	A	Z30	5905-99-013-5834	B	RESISTOR, FIXED, FILM 22 ohms, FORM 1% encapsulated, style Ex.	BS CECC Style Ex	1		
18	A	Z31	5910-99-038-6137	B	CAPACITOR, FIXED CERAMIC DIELECTRIC 0.1uf - 25% + 50% 25 V dc, Style TX16	BS9075 FOO31	2		
19	A	Z12	5910-99-732-985	B	CAPACITOR, FIXED ELECTROLYTIC 10uF + 20%, 35VDC	BS9073- Foo2	1		
20	A	Z31	5910-99-767-9549	B	CAPACITOR, FIXED CERAMIC DIELECTRIC single sect, non metallic case 470pF + 10%, 100 V.	BS9075- FOO36	4		
21	A	Z31	5910-99-748-9577	B	CAPACITOR, FIXED CERAMIC DIELECTRIC 1 sect; non metallic case 1000pF + 10%, 100V	BS9095- FOO36	1		
22	A	Z31	5910-99-767-9550	B	CAPACITOR, FIXED CERAMIC DIELECTRIC single sect, non metallic case 2.2nF + 10%, 100 V	BS9075- FOO36	3		

AMOT
NO. 5



Chapter 2-1-5-2

PARTS LIST


RECORDER-REPRODUCER, SOUND
(Tape Recorder, Modified)

/5835-99-783-4284

(G.A. Drawing No. SDO/268430PD)

(Circuit Diagram No. N/A)





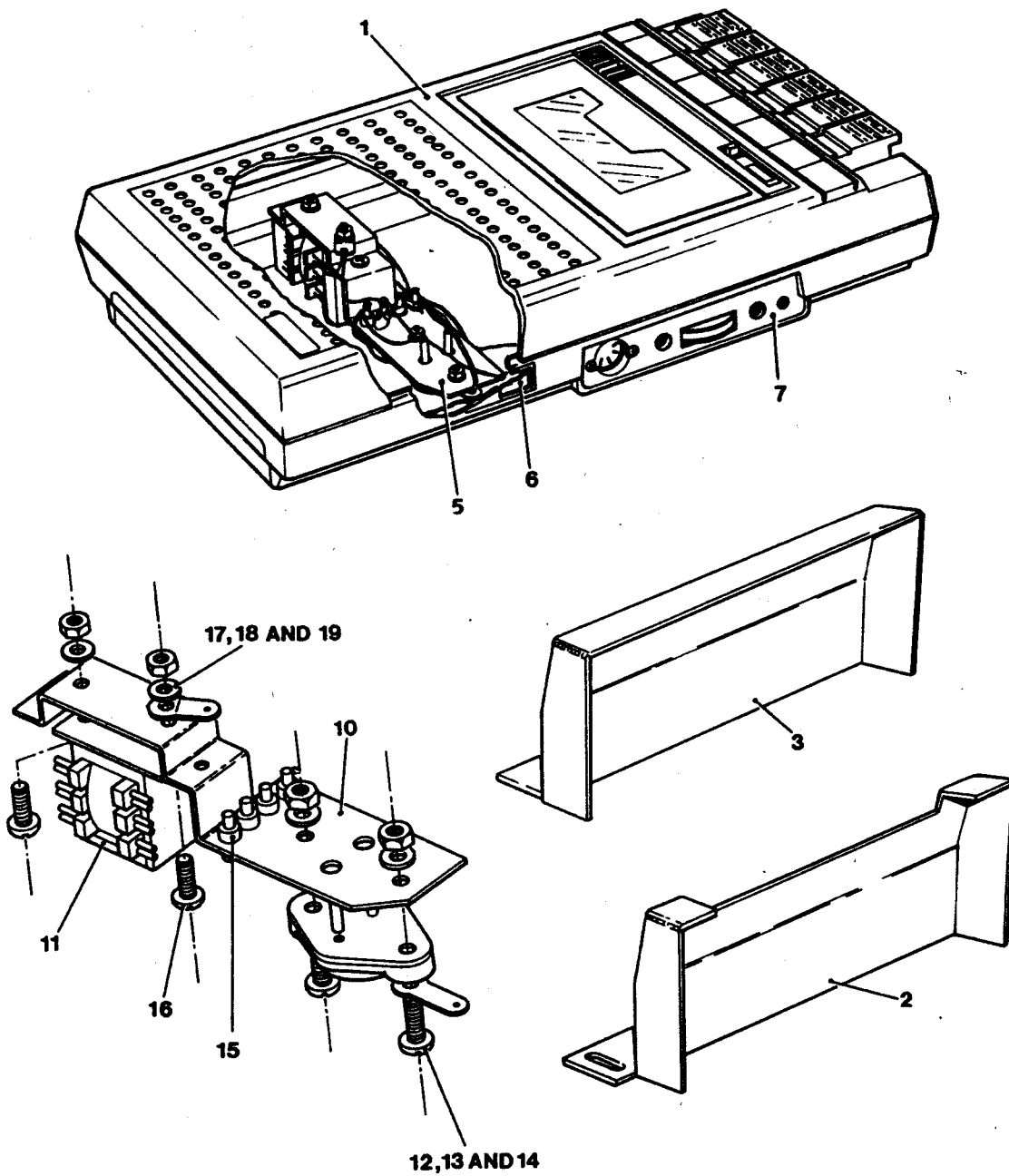



Fig 1 Recorder, Reproducer, sound



Chapter 2-1-5-2

PARTS LIST

RECORDER-REPRODUCER, SOUND 5835-99-783-4284

Fig-Item	Man Code Navy - N Army - A RAF - R	NATO Stock No.	Indent	Item Name and Description	Part No/ Drawing No.	No. off	Annotations	
							Class of Store and Serv. Line	CCT Ref.
1	A	5835-99-783-4284	A	RECORDER-REPRODUCER, SOUND 259.00mm o/a dims; complete with 2 brackets, 5 screws and 10 washers	SD0/ 268430PD	Ref		
2	A	5820-99-785-0001	B	BRACKET, ADJUSTABLE	SD2/ 268448PD	1		
3	A	5820-99-785-0002	B	BRACKET, FIXED	SD3/ 268451PD	1		
4 NI	A	N.P.	Z	LINEN BAG size 203mm x 127mm	Quick Pack Limited	1		
5	A	5820-99-785-0003	B	VOLTAGE REGULATOR AND AUBIO TRANSFORMER ASSEMBLY	SD2/ 268438PD	1		
6	A	5820-99-785-0004	B	PLATE BLANKING	SD4/ 268433PD	1		
7	A	5820-99-785-0005	B	PLATE BLANKING	SD4/ 268434PD	1		
8 NI	A	9905-99-785-0009	B	PLATE IDENTIFICATION	SD3/ 268439PD	1		
9 NI	A	Z2 9905-99-649-2246	B	PLATE MODIFICATION RECORD Aluminium foil 8.75" lg by 0.625", self adhesive	RAE WTB 111527/14	1		
10	A	5820-99-785-0006	B	BRACKET, HEAT SINK	SD3/ 268437PD	1		
11	A	Z37 5950-99-631-0475	C	TRANSFORMER, AUDIO FREQUENCY Ratio 2:1:1	SD/B/ 235075 GARDENERS GR104733	1		

RECORDER-REPRODUCER, SOUND 5835-99-783-4284

Fig-Item	Man Code Navy -N Army -A RAF -R	NATO Stock No.	Indent	Item Name and Description	Part No/ Drawing No.	No. off	Annotations	
							Class of Store and Serv. Line	CCT Ref.
12	A	Z42	5962-99-757-1338	C	MICROCIRCUIT DIGITAL NATIONAL SEMI- CONDUCTOR LM340KC -5-0	1		
13	A	Z42	5961-99-785-0008	C	KIT, INSULATING FARNELL 170-012	1		
14	A	Z42	5961-99-785-5071	C	KIT, FIXING FARNELL 170-019	1		
15	A		5935-99-622-3311	Z	BARB CONE LOCK PLUG OXLEY 50FP/156	4		
16	A	G1	5305-99-135-8280	Z	SCREW, MACHINE Isometric, brass; Pan Hd No 2 slot drive M3 0.50 mm pitch, 6.0 mm lg; class 6g Thd	BS 4183 Table 4A	2	
17	A	G1	5310-99-122-3065	Z	NUT, HEXAGON M3; brass	BS 4183	2	
18	A	G1	5310-99-135-2545	Z	WASHER, SPRING TENSION CRINKLE M3 6.40 mm o/d 0.61 mm o/a l.	DEF STAN 53-31 PART 4/2	2	
19	A	Z37	5940-99-659-0930	Z	TERMINAL LUG, brass hot tin; 12.9 mm o/a lg angled at 30, o/a width 6.5 mm 1 Mtg hole, 1 connector hole	R.COURTNEY 201035	1	
20 NI	A		6145-99-111-8682	B	EQUIPMENT WIRE, ELECTRICAL TYPE 2 RED	DEF STAN 61-12 PART 6/5	0.1 M	
21 NI	A		6145-99-111-8762	B	EQUIPMENT WIRE ELECTRICAL TYPE 2 BLACK	DEF STAN 61-12 Part 6/5	0.1 M	
22 NI	A		6145-99-111-8702	B	EQUIPMENT WIRE ELECTRICAL TYPE 2 BLUE	DEF STAN 61-12 Part 6/5	0.1 M	

RECORDER-REPRODUCER, SOUND

Fig. Item	Man Code Navy - N Army - A RAF - R	NATO Stock No.	Ident	Item Name and Description	Part No/ Drawing No.	No. off	Annotations	
							Class of Store and Serv. Line	CCT Ref.
23 NI	A	6145-99-787-9969	B	CABLE, SPECIAL PURPOSE ELECTRICAL (RED/BLUE)	BSI BSG210 Type BSM	0.1 M		
24 NI	A	6145-99-790-3645	B	CABLE, SPECIAL PURPOSE ELECTRICAL (YELLOW)	BSI BSG210	0.1 M		
25 NI	A	6145-99-787-4656	B	CABLE, SPECIAL PURPOSE ELECTRICAL (BLACK)	BSI BSG210	0.1 M		
26 NI	A	Z30 5905-99-013-6280	B	RESISTOR, FIXED; Non wire wound, insulated 62K, 1% 0.25 W style fx	DEF STAN 59-30 Part 1	1		
27 NI	A	Z30 5905-99-013-6221	B	RESISTOR, FIXED; non wire wound, insulated 220 R, 1 % 0.25 W style fx	DEF STAN 59-30 Part 1	1		
28 NI	A	Z31 5910-99-787-4655	B	CAPACITOR, FIXED ELECTROLYTIC, 330 nF, 35 V, <u>+10%</u>	BS 9073 FO02	1		
29 NI	A	Z31 5910-99-658-4790	B	CAPACITOR, FIXED CERAMIC DIELECTRIC 1 SECTION; CERAMIC; 2.2 nF <u>+ 20%</u> 500 V dc wkg	BS 9075 FO12-2ES	5		

