



Department
for Transport

GENERAL LIGHTHOUSE FUND

Annual Report and Accounts for the Year Ended 31 March 2019



Department
for Transport

General Lighthouse Fund Annual Report and Accounts 2018-19

(For the year ended 31 March 2019)

Presented to Parliament pursuant to Section 211(5) of the
Merchant Shipping Act 1995

Ordered by the House of Commons to be printed 24 October 2019



© Crown copyright 2019

This publication is licensed under the terms of the Open Government Licence v3.0 except where otherwise stated. To view this licence, visit nationalarchives.gov.uk/doc/open-government-licence/version/3

Where we have identified any third party copyright information you will need to obtain permission from the copyright holders concerned.

This publication is available at www.gov.uk/official-documents

Any enquiries regarding this publication should be sent to us at <https://forms.dft.gov.uk/contact-dft-and-agencies/>

ISBN 978-1-5286-1652-2

CCS0919145630 10/19

Printed on paper containing 75% recycled fibre content minimum

Printed in the UK by the APS Group on behalf of the Controller of Her Majesty's Stationery Office

Contents

Introduction	1
Performance report	
- Overview	2
- Performance Analysis	3
- Financial Performance	4
- Aids to Navigation Performance	5
- Long-Term Trends and Sustainability	8
Accountability Report	
- Directors' Report	9
- Statement of Accounting Officer Responsibilities	9
- Governance Statement	10
- Head of Internal Audit's Opinion	14
- Remuneration & Staff Report	15
Parliamentary Accountability Disclosures	25
Certificate and Report of the Comptroller and Auditor General to the Houses of Parliament	26
Statement of Comprehensive Net Income	28
Statement of Financial Position	29
Statement of Cash Flows	30
Statement of Changes in Taxpayer Equity	31
Notes to the Accounts:	32
-Accounting Policies	32
- Analysis of Net Income by Segment	38
- Light Dues & Other Income	38
- Staff and related costs	39
- Other expenditure	39
- Interest receivable & payable	39
- Impairments	40
- Property, Plant & Equipment	41
- Investment Property	43
- Intangible Assets	44
- Non-current trade and Other Receivables	45
- Assets Classified as Held for Sale	46
- Inventories	46
- Trade Receivables and Other Current Assets	46
- Cash & Cash Equivalents	47
- Trade Payables and Other Current Liabilities	47
- Provisions for Liabilities and Charges	48
- Non-current Trade Payables and Other Liabilities	48
- Commitments under Leases	49
- Capital Commitments	49
- Pensions	50
- Financial Liabilities	50
- Contingent Liabilities	51
- Related-party Transactions	51
- Third Party Assets	53
- Financial Instruments	53
- Events after the Reporting Date	54

1. Introduction

The annual report and accounts of the General Lighthouse Fund (GLF) are prepared pursuant to Section 211(5) of the Merchant Shipping Act 1995.

The GLF was created by statute in 1898 to provide funding for the three General Lighthouse Authorities (GLAs): Trinity House (TH), the Commissioners of Northern Lighthouses (known as the Northern Lighthouse Board or NLB) and the Commissioners of Irish Lights (known as Irish Lights or IL).

The GLAs are financed by advances made by the Secretary of State for Transport from the GLF. The principal income is from Light Dues, a tax on commercial shipping using ports in the United Kingdom (UK) and the Republic of Ireland (IRL). The GLF receives additional income from the IRL Exchequer following an agreement, effective from 1 April 2015, to ensure IRL expenditure is wholly met from IRL income. The GLF also receives income from sundry receipts generated by GLA tender, buoy and property rentals as well as workshop services and asset sales.

All three GLAs contained their running cost expenditure within levels sanctioned by Department for Transport (DfT) Ministers during the year. The level of Light Dues in the UK are determined by the Secretary of State for Transport under Section 205 of the Merchant Shipping Act 1995. The Irish Government sets the level of Light Dues in IRL under the Merchant Shipping (Light Dues) Act 1983.

Key achievements & events during 2018-19 include:

- the continuous maintenance of Aids to Navigation (AtoN) availability at or above the standards set by the International Association of Marine Aids to Navigation and Lighthouse Authorities (IALA) (see **page 7**);
- further GLA running cost reductions ahead of efficiency targets set by DfT Ministers;
- income of £4.8m generated from GLA commercial activities;
- continued development of the GLA Joint Strategic Board for good administrative purpose;
- continued funding of Irish Lights' operations in IRL wholly from IRL sources;
- maintenance of an operating surplus sufficient to meet borrowing repayments and maintain GLF cash reserves at a sustainable level; and
- a sustained real terms reductions in UK Light Dues for the ninth consecutive year.

2. Performance Report

2.1. Overview

Aims, Objectives and Regulation

The GLAs predate the establishment of the GLF by over 350 years. TH can trace its origins back to 1514 whilst NLB and Irish Lights can both trace their origins to statutes passed in 1786. Prior to 1836, AtoNs were provided by a mixture of the GLAs and private operators each levying a charge on passing ships. Private operators generally purchased the right to provide AtoNs and levy a charge to do so from HM Treasury or the Crown. In 1836, Parliament decided that the GLAs should have compulsory powers to buy out private lighthouses. The current funding arrangements were established by the Merchant Shipping (Mercantile Marine Fund) Act of 1898 which separated funding for AtoNs from other marine items and also passed responsibility to the GLF for a number of colonial lighthouses which had previously been funded by HM Treasury grants. As former British colonies subsequently achieved independence, these responsibilities have been passed on to the governments of these countries leaving only Europa Point Lighthouse in Gibraltar which remains the responsibility of TH.

Section 195 of the Merchant Shipping Act 1995, and Section 634 of the Merchant Shipping Act 1894 in respect of IRL, state that: responsibility for the provision and management of lighthouses, buoys and beacons on the coasts and seas around the British Isles is vested in the three GLAs:

- Trinity House (TH) in its capacity as a lighthouse service;
- the Commissioners of Northern Lighthouses (known as the Northern Lighthouse Board or NLB); and
- the Commissioners of Irish Lights (known as Irish Lights).

The Marine Navigation Act 2013 amended the Merchant Shipping Act 1995 to introduce statutory powers enabling the GLAs to work outside the 12 nautical mile territorial limit, to mark wrecks electronically and to enhance their ability to tender for commercial work and make the best use of any reserve capacity.

The work of the NLB remains a reserved matter under both Section 30 of, and Schedule 5 to, the Scotland Act 1998. The NLB maintains a close relationship with the Scottish Government as does the DfT under the terms of a concordat. This close relationship was reinforced by the Scotland Act 2016 which made amendments to the Merchant Shipping Act 1995 to give powers to Scottish Ministers to appoint a commissioner to the NLB's Board and for NLB to lay copies of its annual report and accounts before the Scottish Parliament.

The GLAs' are multi-skilled organisations providing a highly technical, specialised and professional service. The primary aim of the GLAs is:

To deliver a reliable, efficient and cost effective
'AIDS TO NAVIGATION SERVICE'
for the benefit and safety of all mariners

The GLA's future vision of marine AtoNs is contained in the document '2030 Navigating the Future', which sets out their joint strategy to:

- continue to provide an appropriate mix of AtoN for general navigation;
- continue to provide a timely and effective response to wreck and AtoN failures;
- continue to undertake superintendence and management of all AtoNs in accordance with international standards, recommendations and guidelines;
- introduce e-Navigation AtoN components and services in the UK and IRL;
- work with users, partners and stakeholders nationally and internationally to promote the safety of marine navigation based on harmonized international standards, recommendations and guidelines;
- embrace relevant technologies as they evolve; and
- improve the reliability, efficiency and cost-effectiveness of GLA services while ensuring the safety of navigation.

These accounts have been prepared in accordance with the 2018-19 Government Financial Reporting Manual (FReM) issued by HM Treasury. Accounting policies contained within the FReM follow International Financial Reporting Standards (IFRS) to the extent that it is meaningful and appropriate to the public sector. Where the FReM permits a choice of accounting policy, the accounting policy which has been judged to be the most appropriate to the particular circumstances of the GLF for the purpose of giving a true and fair view has been applied. The GLF's

accounting policies have been applied consistently in dealing with items considered material in relation to the accounts.

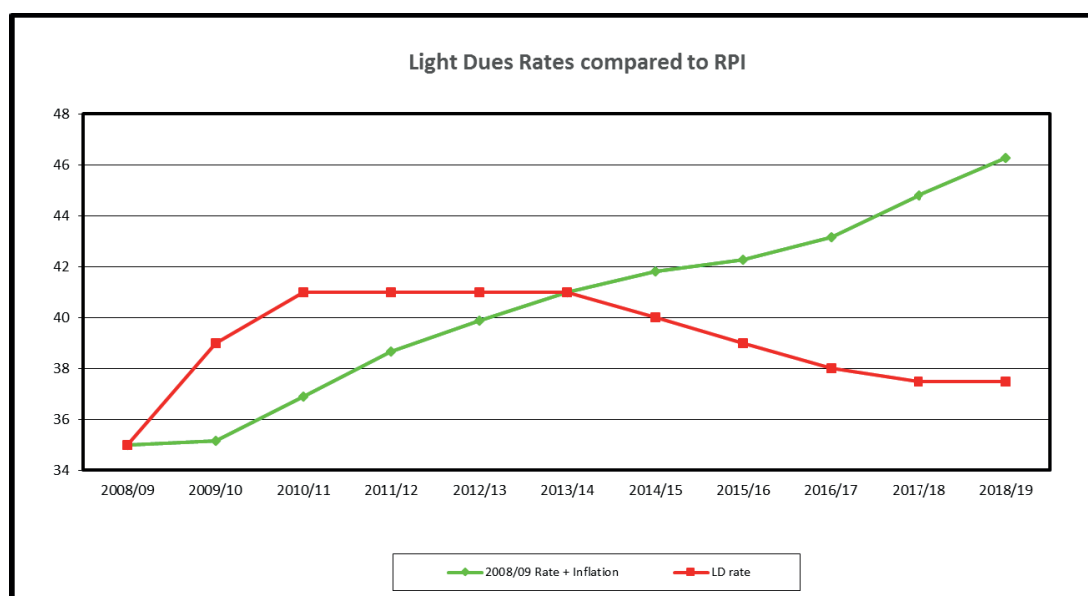
In addition to the FRem an Accounts Direction issued by the Secretary of State for Transport on 25 September 2019 applies to the GLF and GLAs for reporting purposes. The GLF accounts consolidate the individual accounts of the three GLAs, the core GLF accounts maintained by DfT and the Light Dues collection accounts maintained by TH on behalf of the three GLAs. The Accounts Direction mandates a consolidated format to meet the requirements of the Merchant Shipping Act 1995 and reflect that overall control, risks and rewards of the GLAs rest with the GLF.

The GLAs have adopted codes of best practice for Commissioners and Board Members which are based on the Model Code of Best Practice for Public Bodies published by HM Treasury and underpinned by the Seven Principles of Public Life set out by the Committee of Standards in Public Life.

2.2. Performance Analysis

GLF income is primarily generated by the collection of Light Dues, a charge on commercial shipping calling at UK and IRL ports. The Secretary of State for Transport has a statutory duty under the Merchant Shipping Act 1995 to ensure the effective management of the GLF and enable the adequate provision of AtoNs at the minimum cost.

The Government remains committed to recovery of the GLAs' costs through Light Dues. The Government and the GLAs have worked in partnership to minimise costs and the real-term levels of Light Dues in the UK which have fallen from a historic peak of 43p per Net Registered Tonne in 1993 to 37.5p in 2017 (some 25% lower in real terms than they were 10 years ago). DfT Ministers have frozen in Light Dues for the past two years with the rate remaining at 37.5p.



All GLA lighthouses were automated by 1998 with controls centralised at each GLA's headquarters. Floating AtoNs have been solarised and are also centrally monitored. A Differential Global Positioning System to enhance the Global Positioning System (GPS) has been provided since 1998 and the GLAs continue to research e-Navigation options to enhance and complement traditional AtoN through its GLA Research and Development (GRAD) team. The GLAs continue to maintain their focus on reducing costs while enhancing capability through investment in new technology, operating depots and ships.

Future Goals

The GLAs and DfT have set out a number of goals for the future including:

- to continue to drive efficiencies in the provision of AtoN where it is safe, proportionate and appropriate to do so, to provide benefit to the industry, leisure users and the GLAs themselves;
- to deliver the strategy contained within '2030 Navigating the Future', the GLAs will continue to co-operate with each other, consult with all users and continuously review all of their AtoNs;
- the GLAs will search for new, cost-effective, technology that can deliver an ever more efficient service to ensure that future AtoN requirements are met;
- to maintain GLF reserves at sufficient levels to mitigate the risk of unexpected financial pressures, to meet GLA funding and GLF borrowing commitments whilst minimising cost to industry; and
- to maintain stability for the payers of Light Dues.

Financial Performance

The GLF Accounting Policies are reviewed every year in accordance with International Accounting Standard (IAS) 8, Accounting Policies. The review is carried out at the tri-GLA Accounts Format Working Group with reference to FReM and the Accounts Direction issued by the Secretary of State for Transport. No material changes were required for 2018-19.

Financial results for 2018-19 are set out in the Statement of Comprehensive Net Income (SoCNI) (see **page 28**) and show net operating income of £18.8m for 2018-19 (£23.8m 2017-18). Ministers froze UK Light Dues rates for the 2018-19 financial year but, nevertheless, a small increase in Light Dues income is reported due to additional chargeable tonnage calling at UK ports. Other Income fell due to a reduced contribution from the IRL Government in proportion to reduced Irish lights spending. Operating expenditure was broadly consistent with the previous year except for other expenditure which increased due to impairments of £1.1m and running costs which increased by £1.1m. The impairments related to capital works on vessels and to lighthouses which do not result in an increase in the value of the assets.

Including Interest and Other Comprehensive Income, the SoCNI reports total comprehensive income for 2018-19 of £15.7m, down from £36.8m in 2017-18. This difference is due to 2017-18 increases in the value of GLA non-current assets following revaluation (revaluations take place on a five-year cycle).

Gains reported in the SoCNI increase the net worth of the GLF as shown on the Statement of Financial Position (SoFP) by £15.7m to £195m. Cash reserves increased in the year by £1.2m due to GLA savings against cash budget limits and better than expected income. Non-Current Liabilities were reduced by £23m as a result of GLA vessel lease payments and loan repayments.

Cash Controls

The three GLAs rely primarily on advances from the GLF for their cash requirements. As a result, Liquidity Risk is controlled within the GLF bank accounts. Total GLA drawdowns from the GLF during the year were as follows:

Irish Lights	£11.4m
Northern Lighthouse Board	£20.8m
Trinity House	<u>£33.7m</u>
Total	£65.9m

The principal sources of income for the GLF during the year were:

Light Dues (UK)	£79.1m
Light Dues (IRL)	£6.1m
Irish government contribution	<u>£3.2m</u>
Total	£88.4m

Expenditure on Non-Current Assets

During the year to 31 March 2019 the GLAs' expenditure on non-current assets was as follows:

Irish Lights	2018/19 £'000	2017/18 £'000
Assets in course of construction	1,021	729
Buildings	10	37
Buoys & beacons	-	31
Tenders ancillary craft & floating aids	92	679
Information technology	46	21
Intangible software	83	19
Plant & equipment	266	351
Total	1,518	1,867

Northern Lighthouse Board	2018/19 £'000	2017/18 £'000
Assets in course of construction	598	660
Land	-	-
Buildings	1,578	1,680
Buoys & beacons	29	-
Lightvessels	-	-
Tenders ancillary craft & floating aids	776	278
Information technology	60	-
Intangible software	-	-
Plant & equipment	614	217
Total	3,655	2,835

Trinity House	2018/19 £'000	2017/18 £'000
Assets in course of construction	1,568	1,389
Land	-	-
Buildings *	357	-
Buoys & beacons	71	319
Lightvessels	430	19
Tenders ancillary craft & floating aids	877	1,046
Information technology	220	432
Intangible software	102	236
Plant & equipment	637	470
Total	4,262	3,911

*Trinity House London is owned by the Corporation of Trinity House and is not an asset of the GLF.

Aids to Navigation (AtoN) availability

Availability of AtoN is the prime factor to demonstrate compliance with the GLAs' statutory responsibilities and therefore mitigation of key risks. The standards against which the GLAs measure themselves are those recommended as the minima by IALA:

Category 1 availability target 99.8%

An AtoN that is considered to be of primary navigational significance. It includes the lighted aids to navigation and Racons (radar beacons) that are considered essential for marking landfalls and primary routes.

Category 2 availability target 99.0%

An AtoN that is considered to be of navigational significance. It includes lighted AtoN and Racons that mark secondary routes and those used to supplement the marking of primary routes.

Category 3 availability target 97.0%

An AtoN that is considered to be of less navigational significance than Category 1 and 2.

The method of measurement and the recognised availability standards are set for each category by IALA and are published in its Aids to Navigation Guide (NAVGUIDE – Edition March 2010). Availability is measured by dividing total time (i.e. the sum of the total number of hours in a year multiplied by the number of AtoN in each category) into the difference between total time and the number of hours that the AtoNs were not available to the mariner. This calculation is then expressed as a percentage.

The GLAs' performance against these standards (see **page 7**) indicate they have met or exceeded the targets for all AtoN categories and for each of the past five years.

The performance data is provided from software situated in each GLA monitoring centre.

There have been no changes to the data or method of calculation.

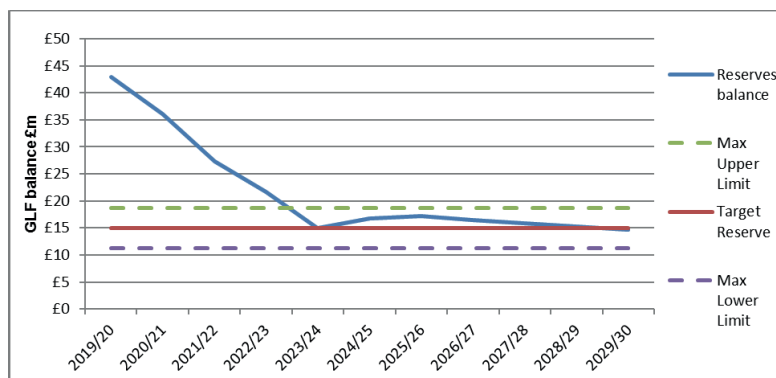
An additional Key Performance Indicator (KPI) is in development which will monitor the percentage of time GLA vessels are available to respond to new navigational dangers, AtoN casualties and other risks within the agreed response time for each location. The GLAs published Risk Response Criteria will form the basis for assessment of this new KPI.

General Lighthouse Authorities Aids to Navigation Availability – Three Year Rolling Averages

Trinity House			2015/16		2016/17		2017/18		2018/19			
Aton Type	Cat.	IALA	Min	Act	Diff	Act	Diff	Act	Diff	Act	Diff	
Lights	1	99.8%	100.0%	0.2%	99.9%	0.1%	99.9%	0.1%	99.9%	0.1%	99.9%	0.1%
Racon	1	99.8%	99.8%	0.0%	99.8%	0.0%	100.0%	0.2%	99.9%	0.1%	99.9%	0.1%
Lights	2	99.0%	100.0%	1.0%	99.9%	0.9%	99.9%	0.9%	99.9%	0.9%	99.9%	0.9%
Fog Signals	3	97.0%	99.7%	2.7%	99.8%	2.8%	99.9%	2.9%	99.7%	2.7%	99.6%	2.6%
AIS	3	97.0%	98.9%	1.9%	99.9%	2.9%	99.5%	2.5%	97.0%	0.0%	98.8%	1.8%
Lights	3	97.0%	99.9%	2.9%	99.7%	2.7%	99.9%	2.9%	99.8%	2.8%	99.3%	2.3%
Northern Lighthouse Board												
Aton Type	Cat.	IALA	Min	Act	Diff	Act	Diff	Act	Diff	Act	Diff	
Buoys	1	99.8%	99.9%	0.1%	99.9%	0.1%	99.9%	0.1%	99.9%	0.1%	100.0%	0.2%
Lights	1	99.8%	99.9%	0.1%	99.9%	0.1%	99.9%	0.1%	99.9%	0.1%	99.9%	0.1%
Racon	1	99.8%	100.0%	0.2%	99.9%	0.1%	99.9%	0.1%	99.9%	0.1%	99.9%	0.1%
Buoys	2	99.0%	99.9%	0.9%	99.9%	0.9%	99.9%	0.9%	99.9%	0.9%	100.0%	1.0%
Lights	2	99.0%	99.8%	0.8%	99.8%	0.8%	99.9%	0.9%	99.9%	0.9%	100.0%	1.0%
AIS	3	97.0%	99.7%	2.7%	99.7%	2.7%	99.1%	2.1%	98.4%	1.4%	97.6%	0.6%
Buoys	3	97.0%	100.0%	3.0%	100.0%	3.0%	100.0%	3.0%	100.0%	3.0%	100.0%	3.0%
Beacons	3	97.0%	100.0%	3.0%	100.0%	3.0%	100.0%	3.0%	100.0%	3.0%	100.0%	3.0%
Irish Lights												
Aton Type	Cat.	IALA	Min	Act	Diff	Act	Diff	Act	Diff	Act	Diff	
Lights	1	99.8%	99.9%	0.1%	99.9%	0.1%	99.9%	0.1%	99.9%	0.1%	99.9%	0.1%
Racon	1	99.8%	99.8%	0.0%	99.8%	0.0%	99.8%	0.0%	99.9%	0.1%	99.9%	0.1%
Lights	2	99.0%	100.0%	1.0%	99.9%	0.9%	99.9%	0.9%	99.8%	0.8%	100.0%	1.0%
Lights	3	97.0%	99.8%	2.8%	99.8%	2.8%	99.8%	2.8%	99.8%	2.8%	99.8%	2.8%

Long-term trends

A long-term forecast for the GLF's cash reserves is utilised to manage the GLF and inform Ministers when considering Light Dues rates. Annual GLA expenditure forecasts covering the next five-year period are extrapolated to ten years using inflation and other known commitments. This is added to GLF borrowing commitments and administration costs to determine a total forecast spending. Total spending is then compared to forecast Light Dues and other GLF income to determine a cash reserves forecast:



The DfT aims to maintain GLF cash reserves at £15m with a lower and upper tolerance of £11m & £18.75m respectively.

The forecast above shows high initial cash reserves will steadily reduce until 2024 when current GLF borrowing repayments have concluded. From 2024 the forecast assumes Light Dues rates will be adjusted accordingly to maintain GLF cash reserves within desired levels.

Non-financial information

During 2018-19, the GLF and the GLAs had no reportable incidents relating to anticorruption and anti-bribery matters. Issues of social matters and respect for human rights are addressed through this report's separate disclosures on diversity and equality.

Sustainability Reporting

The GLAs are exempt from mandatory sustainability reporting due to the size and nature of their operations. However, wherever practicable, they seek to develop their environmental management policies in a manner fully consistent with Government initiatives and public opinion. Thus, measures to protect the environment and ensure sustainable development feature strongly within the GLAs' consideration of modernisation, improvement and the use of appropriate future technologies at all of their establishments and facilities.

The GLAs are leaders in the use of renewable energy sources for AtoNs, principally through the installation of solar-electric power systems occasionally supplemented by wind power. The implementation of these technologies has considerably reduced the GLAs' dependence upon carbon-based energy.

The GLAs are continually reviewing all issues affecting environmental considerations which take account of the sensitive coastline and environments in which they work and the occasionally hazardous nature of some of the operations they have to undertake.

Bernadette Kelly 17 October 2019
Permanent Secretary and Accounting Officer

Department for Transport
Great Minster House
33 Horseferry Road
London SW1P 4DR

3. Accountability report

3.1. Directors' report

Structure

The core GLF is the responsibility of the Secretary of State for Transport with management being delegated to officials. Details of the DfT's Ministers, Non-Executive and Executive Board members are published in the Department's Annual Report and Accounts. The GLAs are part of the DfT family; they deliver services to the public at arm's length from Ministers and are known as Non-Departmental Public Bodies (NDPBs).

GLA board membership

Disclosure of the serving directors for 2018-19 is available in the Governance Statements of each GLA. Directors make an annual declaration of all third-party interests that may conflict with their Board duties. No significant interests were reported.

Tri-GLA board

The GLAs have their own boards and governance structures which are described in the Governance Statements of their respective Annual Report and Accounts. In addition, a Joint Strategic Board, consisting of representatives from all three GLAs, fosters tri-GLA cooperation and co-ordination to maximise efficiencies and realise savings.

GDPR

During the year the General Data Protection Regulation (GDPR) came into force. The Regulation provides an increased level of protection to individuals whose data is held/processed by organisations. The GLAs have enhanced their data protection policies and procedures in order to ensure compliance with the new legislation.

Personal data related incidents

There were no data-related incidents reportable to the Information Commissioners during 2018-19.

Payment of Creditors Policy

All payments by TH are made in accordance with the Public Contract Regulations 2015 (Chapter 9, Section 113-2a), NLB seeks to adopt the British Standard BS 7890 and IL seeks to comply with the Prompt Payment of Accounts Act 1997. Payment of all Accounts Payable are arranged by the date stipulated within the contract or other agreed terms of credit. Exceptions to this are as follows:

1. Payment within a shorter timescale where a discount may be available; and
2. Where there is a genuine dispute in respect of the invoice concerned; in all cases the supplier is immediately informed of the details of the query and that the payment will be withheld pending resolution.

Suppliers are informed of this policy via a supplementary notice within contracts and are asked to provide any comments on this issue to Directors with financial responsibility. The average credit taken from trade payables during the year was: TH 9 days, NLB 13 days & IL 20 days (2017-18 TH 8 days, NLB 18 days & IL 19 days).

Auditor

The Comptroller and Auditor General (C&AG), as head of the National Audit Office (NAO), is the appointed auditor for the GLF. The audit work for the 2018-19 accounts cost £90k (2017-18 £115k). The higher audit costs in 2017-18 related to the NAO's audit work on the quinquennial non-current GLA asset revaluation exercise. Auditor remuneration reflects only the costs of the statutory financial audit on these accounts, NAO did not perform any additional non-audit related work for the GLF during the year.

3.2. Statement of the Responsibilities of the General Lighthouse Authorities' Boards, the Secretary of State for Transport and the Accounting Officer

Under Section 218 of the Merchant Shipping Act 1995, and Section 664 of Merchant Shipping Act 1894 (Republic of Ireland), the GLAs are each required to prepare a statement of accounts in such form, and at such times, as instructed by the Secretary of State for Transport. The accounts of the GLF, which consolidate the GLAs' accounts, the core GLF accounts and Light Dues income, are prepared annually on an accruals basis and must give a true and fair view of the GLF affairs at the year-end; and of its income, expenditure, cash flows and changes in equity for the financial year. Section 211(5) of the Merchant Shipping Act 1995 requires the Secretary of State for Transport to lay the GLF accounts before Parliament; the DfT prepares these accounts.

HM Treasury appointed DfT's Permanent Secretary, Bernadette Kelly CB, as Principal Accounting Officer with effect from 18 April 2017. In preparing these accounts, the Accounting Officer is required to comply with the requirements of the FReM in particular to:

- observe the requirements of the Merchant Shipping Act 1995 and apply suitable accounting policies on a consistent basis;
- make judgements and estimates on a reasonable basis;
- state whether applicable accounting standards have been followed, as set out by the FReM, and disclose and explain any material departures in the financial statements; and
- prepare the financial statements on a going concern basis.

The Accounting Officer for the DfT is also the Accounting Officer for the GLF. The responsibilities of Accounting Officers, including responsibility for the propriety and regularity of the public finances for which the Accounting Officer is answerable, and for keeping proper records and for safeguarding the GLF assets, are set out in the Accounting Officers' Memorandum issued by HM Treasury and published in its 'Managing Public Money' guidance.

As far as the Accounting Officer is aware there is no relevant audit information which the auditor has not been provided with and the Accounting Officer has taken all reasonable steps to provide relevant audit information to the auditor.

As far as the Accounting Officer is concerned, the GLF annual report and accounts as a whole is fair, balanced and understandable, and she takes personal responsibility for the annual report and accounts and the judgments required for determining that it is fair, balanced and understandable.

3.3. Governance Statement

Accounting Officer's introduction

The Governance Statement explains the approach to corporate governance in the bodies whose activities are financed by the GLF and certain functions of DfT. Good governance is vital to effective financial and risk management.

The bodies whose activities are financed by the GLF are the following GLAs:

- Trinity House (in its capacity as a lighthouse service);
- the Northern Lighthouse Board; and
- Irish Lights.

The Governance Statements of each GLA are available from their respective web sites and together form an integral part of the GLF's Governance Statement describing the governance arrangements operating within the three GLAs:

<https://www.trinityhouse.co.uk/about-us/governance/report-and-accounts>

<https://www.nlb.org.uk/who-we-are/publications-policies-and-guides/>

<https://irishlights.ie/who-we-are/publications.aspx>

HM Treasury's 'Managing Public Money' guidance summarises the purpose of the Governance Statement as being to record the stewardship of the organisation to supplement the accounts. The Governance Statement should provide a sense of how successfully the organisation has coped with the challenges it faces, and how vulnerable its performance is, or might be.

The Governance Statements describe how each GLA Board and their supporting governance structures work, how they have performed and provide an assessment of how the GLAs and the GLF has been managed including an assessment of the effectiveness of the systems of internal control, risk management and accountability.

Accounting Officer's scope of responsibilities

As GLF Accounting Officer, I have responsibility for maintaining a sound system of internal control that supports the achievement of the GLAs and the GLF's policies, aims and objectives, whilst safeguarding the public funds and GLF assets for which I am personally responsible in accordance with the responsibilities assigned to me in HM Treasury's

'Managing Public Money' guidance. I carry out this responsibility in conjunction with the boards of the individual GLAs. Each of the GLA Boards has vested their Chief Executive (Executive Chairman in the case of Trinity House) with the responsibility for ensuring that a sound system of internal control is maintained and operated. These responsibilities were set out in a letter from myself to each Chief Executive/Executive Chairman.

The system of internal control is designed to manage risk to a reasonable level, rather than to eliminate all risk of failure to achieve policies, aims and objectives; it can, therefore, only provide reasonable and not absolute assurance of effectiveness. It is an on-going process designed to identify and prioritise the risks to the achievement of GLA/GLF's policies, aims and objectives. The system is designed to evaluate the likelihood and impact of those risks being realised, and to manage them efficiently and effectively.

In addition to ensuring a sound system of internal control, it is my responsibility to provide effective and efficient delivery of the policy objectives and, where appropriate, advise Ministers on the most efficient allocation of resources. It is also my responsibility to ensure that the organisational capability of the GLF is continuously improved and that the GLF and the GLA's policy objectives are aligned with those of the DfT.

The GLAs are classified as Central Government Bodies and therefore fall within the DfT's group departmental accounting boundary. The core GLF accounts, although maintained by DfT, are not part of DfT's departmental group accounts. As a separate fund, the core GLF is maintained at arms-length from DfT finances.

As a result of their legislative powers and duties, the GLAs assume responsibility for positive discharge of the Government's obligations under the Safety of Life at Sea Convention 1974 (Chapter V, Regulation 13) for the provision and maintenance of AtoNs within their respective areas of jurisdiction. To assist this process, the GLAs take steps to:

- observe and record developments at the International Maritime Organization (IMO);
- actively participate at Council and Committee level at IALA;
- observe and record maritime developments within the European Union and elsewhere; and
- maintain links with the International Telecommunications Union through the national radio licensing authority and IALA, regarding the allocation of radio frequencies in North West Europe.

Governance

The statutory basis for the GLF can be found in section 211 of the Merchant Shipping Act 1995 which also gives the Secretary of State for Transport statutory responsibility for its administration. This responsibility is delegated to officials within DfT's Maritime Directorate.

HM Treasury's Managing Public Money guidance requires that the Governance Statement describes the Board structure, including the Board Committees and report on Board performance. Due to its nature, the GLF does not have a separate Board with an associated formal committee structure; however, it has in place arrangements to comply with the best practice contained in 'Managing Public Money' and is managed by DfT officials.

Information concerning the GLAs' board structures, committees, meetings and effectiveness can be found in their respective annual reports and accounts.

A Framework Document sets out the relationship between the Secretary of State for Transport and the GLAs in matters of business and finance. The framework provides a clear understanding of respective duties and responsibilities according to Part VIII & IX of the Merchant Shipping Act 1995, as amended by the Merchant Shipping and Marine Security Act 1997, and Part XI of the Merchant Shipping Act 1894 as amended by the Merchant Shipping (CIL) Act, 1997 in respect of the activity of Irish Lights in IRL.

A comprehensive budgeting system exists with GLA Corporate Plans incorporating five-year budgets which are reviewed and endorsed by the GLA Boards and the Lights Finance Committee (see below) for submission to the Secretary of State for Transport. Budgets are delegated to the individual GLAs and are reviewed by DfT officials. The GLAs also have set performance targets and indicators which are monitored on a monthly basis. The GLAs have entered a second five-year budget period that limits increases in running costs to no more than general price inflation (as measured by the retail prices index) less a percentage value set by DfT Ministers.

The Governance, Organisational and Committee structure in place within the three GLAs is discussed in greater detail in each GLA's Governance Reports, but in addition, the following are relevant to the GLF:

Lights Finance Committee

The Lights Finance Committee includes representatives of the shipping industry, convened via the Chamber of Shipping, the GLAs and DfT officials. The Committee meets at least annually and considers GLA budgetary and GLF funding requirements and their implications for Light Dues rates. The Committee's deliberations inform recommendations to Ministers with regard to the setting of Light Dues rates for the coming financial year.

Joint Strategic Board

The Joint Strategic Board (JSB), consisting of representatives from all three GLAs, has as its main purpose the co-ordination of tri-GLA co-operation with the aim of realising the resultant savings. The JSB maintains a strategic road map to track key areas of focus, significant issues and initiatives which affect the GLAs.

Republic of Ireland Government

The work of Irish Lights covers the whole of the island of Ireland and DfT officials work closely with their counterparts from the Department for Transport, Tourism and Sport (DTTaS) in Ireland.

Isle of Man Government

The work of the NLB also covers the Isle of Man and, as a result, NLB has a relationship on AtoN matters with the Department of Transport of the Isle of Man Government.

Revenue Commissioners (Republic of Ireland)

Light Dues in IRL are collected by the Revenue Commissioners and transferred to the GLF on a monthly basis. The Revenue Commissioners are paid a fee for this service.

DfT Group Audit Committee

In consultation with the chair of this committee, reviewing and recommending signing of the GLF Annual Report and Accounts is delegated to the Director of Group Finance taking into account reports from the Government Internal Audit Agency and the National Audit Office.

Risk Assessment

In line with the requirements of the GLA Framework Document, the GLAs are required to, "jointly carry out a comprehensive risk management review, which shall include the key risks faced by the GLAs and a review of requirements at least every three years." This is addressed via the work of Inter GLA Committee (IGC) 6 (Legal and Risk) who manage the Triennial Risk Management Review process on behalf of the GLAs. The process is further underpinned by the provision of Annual Internal Risk Management and Insurance Scrutiny reviews, all of which are reported to the respective Audit and Risk Committee and the Tri-GLA Chief Executives Committee.

In 2018 Tri-GLA Triennial Risk Management Review included an extensive independent study completed by Marsh Risk Consulting. The study covered the GLAs' existing risk profile, effectiveness of current risk management controls, level of risk management maturity in existence across the organisations, in addition to examining the existing levels of insurance cover and the appropriateness of the GLF contingency reserve relating to self-insured losses. The associated Marsh Report found that, in summary, "a high level of risk management maturity exists across the GLAs within which their processes clearly demonstrate a high level of performance in comparison to other marine-based organisations."

DfT officials maintain a separate risk register for specific GLF risks. The register describes risks to the GLF such as currency fluctuations, GLA cost/income variances, legislative risks, Light Dues, wreck removal and uninsured loss risk, and political risk, together with actions in place to manage these identifiable risks.

DfT officials review the risk register on a regular basis, including an evaluation of the probability of the risk event occurring and the impact that the occurrence would have both before and after controls have been put in place. The review also determines whether the risks have altered from the very high, high, medium, low, or very low probability and impact categories that they have previously been allocated to. At each review officials also consider whether additional controls should be applied to further reduce the residual risk.

There are no specific risks material to the GLF group which require disclosure. Material GLA risks are contained within the individual GLAs' annual reports and accounts.

Review of the effectiveness of the system of internal control

As Accounting Officer, I have responsibility for reviewing the effectiveness of the system of internal control that exists within the GLF and the bodies funded by the GLF. My review is primarily informed by the work of internal audit and by the management assurance reporting of the GLA Chief Executives who act as Accounting Officers within their respective organisations and are responsible for the development and maintenance of the internal control framework and by comments made by the external auditors in their management letter and other reports.

DfT has established a number of procedures to monitor and forecast the operation of the activities of the GLF, including:

- utilising Government Banking Services provided by HM Treasury;
- providing monthly and quarterly reports detailing cashflow activity and forecasts;
- monthly financial reporting of data on Light Dues income, trends and projections;
- GLA spending is included in the monthly DfT budget workbooks provided to HM Treasury to monitor spending against departmental budgets. GLAs also report monthly spending against delegated cash spending limits to monitor spending against sanctioned GLF budget limits;
- Twelve-week cash forecasts provided by the GLAs on a weekly basis to facilitate GLF cash reserves forecasting;
- five-year forecasts of GLA income and expenditure revised annually including progress toward agreed expenditure reduction targets, such as the RPI-X targets set by DfT Ministers; and
- an annual report to DfT Ministers and the Lights Advisory Committee, which represents Light Dues payers, covering the operation of the GLF over the preceding year and forecasts for medium term GLF cash reserves in support of the required level of Light Dues.

Key elements of the on-going review of controls at the GLAs include:

- regular meetings of strategic committees to decide policy and review progress against plans;
- audit committees which operate in line with the 'Audit Committee Handbook';
- third party certification audits for example for ISO standards accreditation;
- regular reports from managers on the steps they are taking to manage risks in their areas of responsibility; and
- annual reviews of key business risks and how they are managed.

Extra Territorial Waters

In order to meet their responsibilities with regard to AtoNs and wreck marking, the GLAs may sometimes be required to operate outside of UK Territorial Waters. The statutory powers of the GLAs in this respect are found in the amendment to the Merchant Shipping Act 1995 made by the Marine Navigation Act 2013.




Internal Audit

The GLAs use the independent internal audit services of the Government Internal Audit Agency (GIAA). This operates to the standards defined in Government Internal Audit Standards. The work of GIAA is informed by an analysis of the risk to which the body is exposed and annual internal audit plans are based on this analysis. The analysis of risk and the internal audit plans are endorsed by the bodies' Audit Committees and approved by their Boards. At least annually, the Head of Internal Audit for the GLAs provides me, as Accounting Officer, with a report on internal audit activity within the GLAs. The report includes the GIAA's independent opinion on the adequacy and effectiveness of the GLAs' systems of internal control.

Summary of Internal Audit Reports

The report of the Head of Internal Audit stated the following:

'On the basis of the evidence obtained during 2018-19, the assurance opinions provided for the General Lighthouse Authorities (GLAs) are summarised in the table below:

Authority	Opinion	RAG
Trinity House	Substantial In my opinion, the framework of governance, risk management and control is adequate and effective.	Green 
Northern Lighthouse Board	Substantial In my opinion, the framework of governance, risk management and control is adequate and effective.	Green 
Irish Lights	Substantial In my opinion, the framework of governance, risk management and control is adequate and effective.	Green 

Overall, the opinion across the GLAs is Substantial, reflecting what I consider to be an improved overall control environment. Internal control processes in the areas reviewed during the year were generally found to be effective, although there were a few areas where control weaknesses and areas for improvement were identified. Corrective action plans have been agreed with management to address the control weaknesses identified.

Management responses to our findings continue to be positive and action to strengthen controls are agreed across all three GLAs. Prompt action is often taken by the GLAs in implementing our recommendations. I can therefore report that control weaknesses identified are addressed promptly and effectively across the three GLAs.

There were no reported cases of fraud or impropriety to GIAA during 2018-19 at any of the GLAs.

Whilst our work during 2018-19 identified a need to strengthen controls in a few areas in the GLAs, there is nothing specific which I would deem significant or material which warrants mention in this report'

Conclusion

The GLAs have in place robust systems of internal control which I can rely on as Accounting Officer. I am pleased to note the improved opinion of the Head of Internal Audit as substantial across all three GLAs. This system allows me to provide the assurance that GLF spends its money in line with the principles set out in Managing Public Money and the Merchant Shipping Act 1995.

Having reviewed the evidence provided to me by GLF & GLA management, compliance functions, the Head of Internal Audit's opinion and the external audit of the GLF, I am satisfied that the GLF has maintained a sound system of internal control during the financial year 2018-19.

3.4. Remuneration and staff report

The officials who manage the GLF are appointed by the Secretary of State for Transport and are remunerated in accordance with the relevant Civil Service pay scale. The costs incurred by DfT, in relation to the management of the GLF, are charged to the GLF on an annual basis. The directors of the three GLAs are remunerated as set out below.

3.4.1. Trinity House

Remuneration strategy

TH operates a remuneration strategy based on spot rate salaries informed by job evaluation and market testing. TH uses the Hay Job Evaluation methodology, which provides a sound, tried and tested approach to job evaluation that ensures consistency and fairness across job groups and directorates. It also enables the organisation to benchmark with external comparators to ensure their salary rates remain competitive.

TH operates a performance-related pay system to incentivise staff. The current system is designed to increase staff awareness and understanding of corporate level objectives and ensure that personal objectives link to departmental and strategic objectives. An annual staff bonus is linked to the appraisal cycle. Every individual's performance and achievements are assessed in relation to objectives and behavioural and technical competencies. Bonus allocation is determined by individual performance and organisational level success against the year's corporate strategic objectives.

This approach to pay policy ensures TH complies with age discrimination policy and rewards performance and competence as opposed to long service.

Director pay rates are determined using the same methodology as that which is applied to staff. External consultancy is actively engaged every other year in order to market test salaries against the appropriate market.

Service contracts

Executive Directors' contracts are permanent, subject to satisfactory performance, and require a twelve-month written notice period. Non-Executive Directors are employed on fixed term contracts for a period of up to 3 years, although their terms may be extended where appropriate.

The remuneration of TH Directors and their pension entitlements are shown below:

Remuneration of Trinity House directors (audited)

Name	Salary	Salary	Bonus	Bonus	Benefits	Benefits	Pension	Pension	Total	Total
	2018/19	2017/18	2018/19	2017/18	in Kind	in Kind	benefits ¹	benefits ¹	2018/19	2017/18
	£000	£000	£000	£000	£	£	£000	£000	£000	£000
I McNaught	120 - 125	120 - 125	10 - 15	5 - 10	1,500	1,500	52	50	185 - 190	180 - 185
A Damen	85 - 90	85 - 90	5 - 10	5 - 10	800	800	37	36	130 - 135	130 - 135
R Barker	90 - 95	90 - 95	5 - 10	5 - 10	1,400	1,300	22	16	120 - 125	110 - 115
R W Dorey	85 - 90	85 - 90	5 - 10	5 - 10	1,100	1,100	(19)	56	75 - 80	150 - 155
E D Johnson ²	-	0 - 5	-	-	-	100	-	-	-	0 - 5
P Matthews ³	5 - 10	15 - 20	-	-	600	1100	-	-	5 - 10	15 - 20
N Palmer	20 - 25	20 - 25	-	-	600	-	-	-	20 - 25	20 - 25
D Ring	15 - 20	15 - 20	-	-	900	1,000	-	-	15 - 20	15 - 20
M Amos ⁴	15 - 20	15 - 20	-	-	3,300	3,100	-	-	20 - 25	15 - 20
V Owen ⁵	10 - 15	-	-	-	700	-	-	-	10 - 15	-

¹ The value of pension benefits accrued during the year is calculated as (the real increase in pension multiplied by 20) less (the contributions made by the individual). The real increase excludes increases due to inflation or any increase or decrease due to a transfer of pension rights.

² Resigned 30 April 2017 (2017-18 full time equivalent salary £15,000 - £20,000)

³ Retired 19 July 2018 (2018-19 full time equivalent salary £15,000 - £20,000)

⁴ Commenced 16 May 2017 (2017-18 full time equivalent salary £15,000 - £20,000)

⁵ Commenced 14 September 2018 (2018-19 full time equivalent salary £15,000 - £20,000)

Salary

Salary includes gross salary; overtime; recruitment and retention allowances; and any other allowance to the extent that it is subject to UK taxation. This report is based on accrued payments made by TH and thus recorded in the accounts.

Benefits in kind

Benefits include any benefits provided by TH and treated by HM Revenue and Customs as a taxable emolument. Included as benefits are relocation expenses; gym membership; private outpatient medical care; taxable travel and subsistence. These have been rounded to the nearest £100.

Bonuses

Performance Related Pay (PRP) is based on attained performance levels and is awarded as part of the appraisal process. Bonuses relate to the performance in the year in which they are made to the individual.

Fair pay disclosure (audited)

Reporting bodies are required to disclose the relationship between the remuneration of the highest-paid director in their organisation and the median remuneration of the organisation's workforce.

The banded remuneration of the highest-paid director in TH in the financial year 2018-19 was £135,000-140,000 (2017-18, £135,000-140,000). This was 4.2 times (2017-18, 4.2) the median remuneration of the workforce, which was £32,851 (2017-18, £32,366).

In 2018-19, no (2017-18, nil) employee received remuneration in excess of the highest-paid director. Excluding the highest paid director, remuneration ranged from £15,483 to £100,000-105,000 (2017-18, £15,445 to £100,000-105,000).

Total remuneration includes salary, non-consolidated performance-related pay and benefits-in-kind. It does not include severance payments, employer pension contributions and the cash equivalent transfer value of pensions.

Non-executive director	Contract Start	Expiry Date
N Palmer (Contract renewed in 2018 for 1 year)	1 February 2012	18 July 2019
P Matthews (Contract renewed in 2015 for 3 years)	20 July 2012	19 July 2018
D Ring (Contract renewed in 2016 for 3 years)	1 December 2013	30 November 2019
M Amos	16 May 2017	15 May 2020
V Owen	14 September 2018	13 September 2021

Pensions (audited)

Pension benefits are provided through the Civil Service pension arrangements explained on **page 24**.

	Real increase in pension £'000	Real increase in lump sum £'000	Accrued pension £'000	Accrued lump sum £'000	CETV 31 March 18 £'000	CETV 31 March 19 £'000	Real increase CETV £'000	Employer contribution partnership pension account £'000
I McNaught	2.5 - 5.0	-	25 - 30	-	373	462	47	-
A Damen	0.0 - 2.5	-	5 - 10	-	39	69	17	-
R Barker	0.0 - 2.5	-	20 - 25	-	364	412	21	-
R Dorey	-	-	40 - 45	130 - 135	881	958	(18)	-

Cash Equivalent Transfer Values

This is the actuarially assessed capitalised value of the pension scheme benefits accrued by a member at a particular point in time. The benefits valued are the member's accrued benefits and any contingent spouse's pension payable from the scheme. A CETV is a payment made by a pension scheme or arrangement to secure pension benefits in another pension scheme or arrangement when the member leaves a scheme and chooses to transfer the pension benefits they have accrued in their former scheme. The pension figures shown relate to the benefits that the individual has accrued as a consequence of their total service, not just their current appointment.

The figures include the value of any pension benefit in another scheme or arrangement which the member has transferred to the Civil Service pension arrangements. They also include any additional pension benefit accrued to the member as a result of their buying additional pension benefits at their own cost. CETVs are worked out in accordance with The Occupational Pension Schemes (Transfer Values) (Amendment) Regulations 2008 and do not take account of any actual or potential reduction to benefits resulting from Lifetime Allowance Tax which may be due when pension benefits are taken.

Real increase in CETV

This reflects the increase in CETV that is funded by the employer. It does not include the increase in accrued pension due to inflation, contributions paid by the employee (including the value of any benefits transferred from another pension scheme or arrangement) and uses common market valuation factors for the start and end of the period.

3.4.2. Northern Lighthouse Board

Remuneration strategy

The NLB believes long-term effectiveness depends on the talents, contribution and commitment of the Chief Executive and Directors (the 'executive directors'); therefore the Board aims to attract and retain personnel of high quality with a remuneration structure competitive with comparable organisations.

The remuneration of the NLB Chief Executive and Directors is determined by the Remuneration Committee consisting of the Chairman and Vice Chairman of the Board and two other Commissioners, under powers delegated by the Board of Commissioners.

The Committee consults the Chief Executive about its proposals, other than in relation to his own remuneration, and has access to professional advice from inside and outside the Board.

Due to organisational changes the roles of Directors were reviewed by a firm of external consultants and new salaries approved by the Remuneration Committee and the DfT in August 2017.

Service contracts

Executive Directors' contracts are permanent, subject to satisfactory performance, and require a three month written notice period.

The remuneration of the NLB Directors and their pension entitlements are shown below:

Remuneration of executive directors (audited)

Single total figure of remuneration										
Name	Salary	Salary	Bonus	Bonus	Benefits	Benefits	Pension	Pension	Total	Total
	2018/19	2017/18	2018/19	2017/18	in Kind	in Kind	benefits ¹	benefits ¹	2018/19	2017/18
	£000	£000	£000	£000	£	£	£000	£000	£000	£000
M Bullock	125 - 130	125 - 130	-	-	-	-	49	51	170 - 175	180 - 185
M Rae ²	90 - 95	95 - 100	-	-	-	-	35	36	125 - 130	130 - 135
P Day	95 - 100	95 - 100	-	-	-	-	50	61	150 - 155	155 - 160

¹ The value of pension benefits accrued during the year is calculated as (the real increase in pension multiplied by 20) less (the contributions made by the individual). The real increase excludes increases due to inflation or any increase or decrease due to a transfer of pension rights.

² During 2017-18 due to unforeseen circumstances Mairi Rae was unable to take planned leave and this was liquidated into pay taking her salary from the 90-95 band to 95-100 band. The actual salary paid was in line with the approved pay remit.

Salary

Salary includes gross salary; overtime; recruitment and retention allowances; and any other allowance to the extent that it is subject to UK taxation. This report is based on accrued payments made by NLB and thus recorded in the accounts.

Benefits in kind

Benefits include any benefits provided by NLB and treated by HM Revenue and Customs as a taxable emolument. Included as benefits are relocation expenses; gym membership; private outpatient medical care; taxable travel and subsistence. These have been rounded to the nearest £100.

Bonuses

Entitlement to bonus payments were consolidated into basic pay following a review in 2017.

Fair pay disclosures (audited)

Reporting bodies are required to disclose the relationship between the remuneration of the highest-paid director in their organisation and the median remuneration of the organisation's workforce.

The banded remuneration of the highest-paid director in NLB in the financial year 2018-19 was £125,000-130,000 (2017-18, £125,000-130,000). This was 4.0 times (2017-18, 3.8) the median remuneration of the workforce, which was £31,192 (2017-18, £33,082).

In 2018-19, no (2017-18, nil) employee received remuneration in excess of the highest-paid director. Excluding the highest paid director, remuneration ranged* from £10,299 to £95,000-£100,000 (2017-18, £10,288 to £95,000-£100,000).

Total remuneration includes salary, non-consolidated performance related pay, benefits-in-kind as well as severance payments. It does not include employer pension contributions and the cash equivalent transfer value of pensions.

*Includes commissioners for which the full time equivalent remuneration is equal to the annual remuneration.

Executive directors' pensions (audited)

Pension benefits are provided through the Civil Service pension arrangements explained on page 24.

	Real increase in pension £'000	Real increase in lump sum £'000	Accrued pension £'000	Accrued lump sum £'000	CETV 31 March 18 £'000	CETV 31 March 19 £'000	Real increase CETV £'000	Employer contribution partnership pension account £'000
M Bullock	2.5 - 5.0	-	10 - 15	-	151	211	33	-
M Rae	0.0 - 2.5	-	15 - 20	-	198	246	21	-
P Day	2.5 - 5.0	-	40 - 45	-	472	573	29	-

Remuneration of commissioners (audited)

Commissioners:

1. Elected by the NLB Board under, and subject to, the proviso set forth in Paragraphs 2 and 3 of Schedule 8 to the Merchant Shipping Act 1995 (the "Co-opted Commissioners"); or
2. Nominated by the Lieutenant-Governor of the Isle of Man and appointed by the Secretary of State for Transport and Transport Scotland.

Commissioners are paid a basic remuneration per annum and with the exception of the Chairman and Vice Chairman who are eligible for an additional daily payment for each day exceeding 20 days in the year.

The annual amounts payable are:

	2018/19 £	2017/18 £
Rates		
- Basic annual remuneration	10,299	10,265
- Additional daily payment	500	500
- Chairman's remuneration	20,604	20,536
- Vice Chairman's remuneration	13,732	13,687
- Total remuneration paid including NI	76,391	76,391

Co-opted Commissioners' remuneration is set by the NLB as a whole on the advice of DfT. Co-opted Commissioners are appointed for three years but may be re-appointed for further terms up to a normal limit of 10 years. Ex-Officio Commissioners hold office for the duration of their qualifying office.

Commissioners are not members of the Principal Civil Service Pension Scheme and are not entitled to receive compensation for loss of office. Commissioners are entitled to reclaim travel and subsistence costs at the same rates, and under the same regulations that apply to employees.

The remuneration of the NLB Commissioners (excluding NI) is analysed as follows:

	2018/19	2017/18
	£	£
G Crerar (Chariman)	20,604	20,536
M Brew (Vice Chariman)	13,732	13,687
A Beveridge	10,299	10,265
R Woodward (Appointed 27/09/2017)	10,299	5,264
E Wilkinson (Appointed 01/10/2017)	10,299	5,150
H Shaw (Appointed 01/08/2018)	6,866	-
A Mackenzie (Retired 31/07/2018)	3,433	10,265
M Close (Retired 30/06/2017)	-	2,523
J Ross (Retired 30/09/2017)	-	5,116

3.4.3. Irish Lights

Remuneration strategy

The Board of Irish Lights sets and approves pay policy and pay scales for all posts including senior management salary levels (incl. Chief Executive and Directors). The Board updated its pay policy and set new pay scales for all positions below Chief Executive in March 2016. With respect to the scale for Directors, the Board agreed that this would be reviewed every 5 years to assess its appropriateness or earlier if there is significant movement in equivalent public sector scales. In the interim, pay increases will be in line with relevant pay agreements in the Irish public sector.

The Chief Executive and Executive Management Team (Heads of Department) are members of the Principal Civil Service Pension Scheme (PCSPS).

Service contracts

The contracts of the Chief Executive and heads of department are permanent. Co-opted and ex-officio Commissioners of the IL Board are not remunerated.

Remuneration of chief executive and heads of departments (audited)

These figures are converted to pounds sterling from euros at an average exchange rate for the years reported of 1.1342 for 2018-19 and 1.1336 for 2017-18.

Single total figure of remuneration										
Name	Salary	Salary	Bonus	Bonus	Benefits	Benefits	Pension	Pension	Total	Total
	2018/19	2017/18	2018/19	2017/18	in Kind	in Kind	benefits ¹	benefits ¹	2018/19	2017/18
	£000	£000	£000	£000	£	£	£000	£000	£000	£000
Y Shields										
O'connor	125 - 130	125 - 130	-	-	-	-	50	49	175 - 180	170 - 175
R McCabe	105 - 110	105 - 110	-	-	-	-	(3)	20	105 - 110	125 - 130
J Burke	110 - 115	105 - 110	-	-	-	-	53	33	165 - 170	140 - 145
H Roe	105 - 110	105 - 110	-	-	-	-	42	42	150 - 155	150 - 155
R Boyle ²	15 - 20	-	-	-	-	-	5	-	15 - 20	-

¹ The value of pension benefits accrued during the year is calculated as (the real increase in pension multiplied by 20) less (the contributions made by the individual). The real increase excludes increases due to inflation or any increase or decrease due to a transfer of pension rights.

² Commenced 5th February 2019 (2018-19 full time equivalent salary £95,000 - £100,000)

Salary

Salary includes gross salary; overtime; recruitment and retention allowances; and any other allowance to the extent that it is subject to taxation. This report is based on accrued payments made by IL and thus recorded in the accounts.

Benefits in kind

Benefits include any benefits provided by IL and treated as a taxable emolument. Included as benefits are relocation expenses; gym membership; private outpatient medical care; taxable travel and subsistence. These have been rounded to the nearest £100.

Bonuses

IL does not operate a Performance Related Pay system.

Fair pay disclosures (audited)

The banded remuneration of the highest-paid director in IL in the financial year 2018-19 was £125,000-130,000 (2017-18, £125,000-130,000). This was 3.1 times (2017-18, 3.1) the median remuneration of the workforce, which was £40,928 (2017-18, £40,201).

In 2018-19, no (2017-18, nil) employee received remuneration in excess of the highest-paid director. Excluding the highest paid director, remuneration ranged from £16,237 to £110,000-£115,000 (2017-18, £15,334 to £105,000-£110,000).

Total remuneration includes salary, non-consolidated performance related pay, benefits-in-kind as well as severance payments. It does not include employer pension contributions and the cash equivalent transfer value of pensions.

Pension Entitlements of Chief Executive and Heads of Departments (Audited)

Pension benefits are provided through the Civil Service pension arrangements explained on [page 24](#).

	Real increase in pension £'000	Real increase in lump sum £'000	Accrued pension £'000	Accrued lump sum £'000	CETV 31 March 18 £'000	CETV 31 March 19 £'000	Real increase CETV £'000	Employer contribution partnership pension account £'000
Y Shields								
O'connor	2.5 - 5.0	-	15 - 20	-	245	312	22	-
R McCabe	0.0 - 2.5	7.5 - 10.0	45 - 50	140 - 145	1030	1078	63	-
J Burke	2.5 - 5.0	-	40 - 45	-	660	790	14	-
H Roe	2.5 - 5.0	-	10 - 15	-	194	254	26	-
R Boyle	0.0 - 2.5	-	0 - 5	-	-	4	3	-

3.5. Staff report

Total staff costs* (audited)

	Total 2018/19 £'000	Total 2017/18 £'000
Wages & salaries	25,537	25,049
Social security costs	2,437	2,375
Employers pension	5,206	4,870
	33,180	32,294
Other pension costs	42	7
Redundancy costs	138	175
Staff related provisions	-	9
Sub total	33,360	32,485
Capitalised costs	(408)	(450)
Total net costs	32,952	32,035

* Further detail available at [Note 5](#)

Employee involvement

The GLAs are committed to effective communications which they maintain through formal and informal briefings, internal magazines, newsletters and electronic media, including their own Intranet services. Consultation with employees is effected using a long-established, but continually developing, mechanism and include joint committees covering all staff. Employees are informed of matters of concern to them; they are consulted frequently and regularly so that account may be taken of their interests.

Equal opportunities

The GLAs are equal opportunity employers and at every stage of recruitment, staff transfer and promotion, they carefully ensure that the selection processes used in no way give any preference on the basis of gender, age, race, disability, sexual orientation or religion.

Disabled employees

The policy of the GLAs towards the employment of disabled people is that a disability is no bar to recruitment or advancement. The nature of the duties at lighthouses imposes some limitations on the employment of disabled staff. When dealing with employee absence, compliance with the Equality Act 2010 is ensured by always seeking advice through Occupational Health Services utilised by the GLAs.

Training

There is a comprehensive training plan throughout the GLAs that aims to give staff the skills and knowledge required to perform efficiently. Staff are encouraged to develop through performance and development systems, whereby personal development plans are produced on an annual basis for every member of staff. In addition, skill gaps are identified through careful strategic analysis and organisation wide development initiatives have been introduced as a result.

Tri-GLA staff

TH hosts three inter-GLAs functions: the GLA Research and Development Directorate (GRAD); the collection of Light Dues and out-of-hours AtoN monitoring. Light Dues collection is achieved using an internet-based collection system with members of the Institute of Chartered Shipbrokers acting as Light Dues collectors in each port. Other arrangements exist in IRL and the Isle of Man for the collection of Light Dues.

Average number of persons employed (audited)

The average number of whole-time equivalent persons employed during the year was:

	2018/19 Permanent	2018/19 Others	2018/19 Total	2017/18 Permanent	2017/18 Others	2017/18 Total
Directly employed	568	11	579	559	10	569
Other	-	18	18	-	18	18
Staff engaged on capital projects	9	-	9	12	-	12
	577	29	606	571	28	599

Expenditure on consultancy

	TH £000	NLB £000	Irish Lights £000	2018/19 £000	2017/18 £000
Expenditure on consultancy	-	39	44	83	181

NLB used consultancy services to assist with an organisational review.

IL utilised consultants to assist with creating a new organisational strategy for the organisation.

Expenditure on temporary staff/contingent labour

Included in **Note 5** to the accounts as "other".

Reporting of compensation scheme exit packages (audited)

The number and value of compulsory redundancies and other departures agreed during the year was:

	Number of compulsory redundancies		Number of other departures agreed		Total number of exit packages	
	2018/19	2017/18	2018/19	2017/18	2018/19	2017/18
Exit package cost band						
Less than £10,000	-	-	-	1	-	1
£10,000-£25,000	-	-	1	-	1	-
£25,000-£50,000	-	-	1	2	1	2
£50,000-£100,000	-	-	1	2	1	2
£100,000-£150,000	-	-	-	1	-	1
£150,000-£200,000	-	-	-	-	-	-
Greater than £200,000	-	-	-	-	-	-
Total number of exit packages	-	-	3	6	3	6
Total cost (£)	-	-	138,479	260,693	138,479	260,693

Redundancy and other departure costs have been paid in accordance with the provisions of the Civil Service Compensation Scheme, a statutory scheme made under the Superannuation Act 1972. Exit costs are accounted for in full in the year of departure. Where the GLAs have agreed early retirements, any additional costs are met by the GLA and not by the Civil Service pension scheme. Ill-health retirement costs are met by the pension scheme and are not included in the table above.

Diversity information

Number of persons of each gender who were employed by the GLAs as of 31 March 2019 was (Number of whole time equivalents on 31 March 2019):

	2018/19	2018/19	2017/18	2017/18
	Female	Male	Female	Male
Commissioner/NED	10	27	9	28
Director	2	10	2	9
Manager	4	29	4	32
Employee	118	455	116	451
Total	134	521	131	520

Sickness absence

Sickness absence in the three GLAs during the year was:

Trinity House	2018/19	2017/18
Total number of days sickness	2,934	3,098
Average number of days lost per employee	9.9	10.5
Northern Lighthouse Board	2018/19	2017/18
Total number of days sickness	1,941	1,827
Average number of days lost per employee	11.4	11.0
Irish Lights	2018/19	2017/18
Total number of days sickness	1,256	1,075
Average number of days lost per employee	11.4	9.7

Average number of days lost per employee is based on total number employed of 577 (572 2017-18) which excludes lighthouse attendants & casual staff

Staff relations

There were no instances of industrial action during the year (2017-18 Nil).

Pension scheme

Pension benefits are provided through the Civil Service pension arrangements. From 1 April 2015 a new pension scheme for civil servants was introduced – the Civil Servants and Others Pension Scheme (CSOPS) or alpha, which provides benefits on a career average basis with a normal pension age equal to the member's State Pension Age (or 65 if higher). From that date all newly appointed staff and the majority of those already in service joined alpha. Before that date, staff participated in the Principal Civil Service Pension Scheme (PCSPS).

The PCSPS has four sections: three providing benefits on a final salary basis (classic, premium or classic plus) with a normal pension age of 60 and one providing benefits on a whole career basis (nuvos) with a normal pension age of 65. These statutory arrangements are unfunded with the cost of benefits met by monies voted by Parliament each year. Pensions payable under classic, premium, classic plus, nuvos and alpha are increased annually in line with Pensions Increase legislation. Existing members of the PCSPS, who were within 10 years of their normal pension age on 1 April 2012, remained in the PCSPS after 1 April 2015. Those who were between 10 years and 13 years and 5 months from their normal pension age on 1 April 2012 will switch into alpha sometime between 1 June 2015 and 1 February 2022. All members who switch to alpha have their PCSPS benefits 'banked', with those with earlier benefits in one of the final salary sections of the PCSPS having those benefits based on their final salary when they leave alpha. The pension figures quoted for officials show pension earned in PCSPS or alpha – as appropriate. Where the official has benefits in both the PCSPS and alpha the figure quoted is the combined value of their benefits in the 2 schemes. Members joining from October 2002 could opt for either the appropriate defined benefit arrangement or 'money purchase' stakeholder pension with an employer contribution (partnership pension account, see below).

Employee contributions are salary-related and range between 4.6% and 8.05% of Classic, Premium, Classic Plus, Nuvos and alpha. Benefits in Classic accrue at the rate of 1/80th of final pensionable earnings for each year of service. In addition, a lump sum equivalent to three years' initial pension is payable on retirement. For Premium, benefits accrue at the rate of 1/60th of final pensionable earnings for each year of service. Unlike Classic, there is no automatic lump sum. Classic plus is essentially a hybrid, with benefits for service before 1 October 2002 calculated broadly as per Classic and benefits for service from October 2002 worked out as in premium. In Nuvos, a member builds up a pension based on their pensionable earnings during the period when they were a member of the scheme. At the end of the scheme year (31 March), the member's earned pension account is credited with 2.3% of their pensionable earnings in that scheme year and the accrued pension is uprated in line with pensions increase legislation. Benefits in alpha build up in a similar way to Nuvos, except that the accrual rate is 2.32%. In all cases, members may opt to give up (commute) pension for a lump sum up to the limits set by the Finance Act 2004.

The accrued pension quoted is the pension the member is entitled to receive when they reach pension age, or immediately on ceasing to be an active member of the scheme if they are already at or over pension age. Pension age is 60 for members of Classic, Premium and Classic Plus; 65 for members of Nuvos; and the higher of 65 or state pension age for members of alpha. (The pension figures quoted for officials show pension earned in PCSPS or alpha, as appropriate. Where the official has benefits in both the PCSPS and alpha, the figure quoted is the combined value of their benefits in the two schemes, but note that part of that pension may be payable from different ages).

Further details can be found at <https://www.civilservicepensionscheme.org.uk>

Employer contributions for 2018-19 were:

	TH	NLB	Irish Lights	2018/19	2017/18
	£000	£000	£000	£000	£000
Employer PCSPS contributions	2,360	1,670	1,176	5,206	4,870

In addition, employer contributions of £633, 0.5% (2017-18 £747, 0.5%) of pensionable pay, were payable to the PCSPS to cover the cost of the future provision of lump sum benefits on death in service and ill health retirement of these employees.

Employer contributions are payable to the PCSPS at one of four rates in the range 20% to 24.5% (2017-18 20% to 24.5%) of pensionable pay based on salary bands. The scheme's Actuary reviews employer contributions every four years following a full scheme valuation. The contribution rates are set to meet the cost of the benefits accruing during 2018-19 to be paid when the member retires and not the benefits paid during this period to existing pensioners.

Partnership pensions

Employees can opt to open a partnership pension account, which is a stakeholder pension with an employer contribution. Employers' contributions paid to one or more of a panel of four appointed stakeholder pension providers were:

	TH	NLB	Irish Lights	2018/19	2017/18
	£000	£000	£000	£000	£000
Employer partnership pension contributions	4.0	13.1	0.0	17.1	23.5

Employer contributions are age-related and ranged from 8% to 14.75% of pensionable pay. Employers also match employee contributions up to 3% of pensionable pay.

Contributions due to the partnership pension providers at the reporting period date were £1,478 (2017-18: £nil). Contributions prepaid at that date were £nil (2017-18: £nil).

Ensign Retirement Plan

The NLB is a participating employer in the Ensign Retirement Plan, a scheme created on 1 April 2016 to replace the previous defined benefit Merchant Navy Officers Pension Fund. From 1 April 2018 the Ensign Retirement Plan (for the MNOPF) became part of the Ensign Retirement Plan. During 2018-19 contributions of £11,893 (2017-18 £11,978) were made relating to one member.

Off-payroll arrangements

There were no off-payroll arrangements during the year.

3.6. Parliamentary accountability disclosures (audited)

Regularity of expenditure

The GLF has complied with the regularity of expenditure requirements as set out in HM Treasury Guidance.

Losses & special payments

There were no losses or special payments that are required to be disclosed per HM Treasury guidance (2017-18 £nil).

Fees and Charges

Light Dues, the principal source of income to the GLF, is a tax set annually in the UK by the Maritime Minister in accordance with the Merchant Shipping Act 1995. The rates are set at a level aimed to balance income with expenditure; any surplus generated remains in the GLF to fund navigational safety in a future period.

The GLAs also charge for some commercial activities to utilise reserve capacity. GLAs' commercial activities are charged at market rates.

Remote contingent liabilities

There are no remote contingent liabilities (2017-18 Nil).

Bernadette Kelly 17 October 2019
Permanent Secretary and Accounting Officer

Department for Transport
Great Minster House
33 Horseferry Road
London SW1P 4DR

4. THE CERTIFICATE AND REPORT OF THE COMPTROLLER AND AUDITOR GENERAL TO THE HOUSES OF PARLIAMENT

Opinion on financial statements

I certify that I have audited the financial statements of The General Lighthouse Fund for the year ended 31 March 2019 under the Merchant Shipping Act 1995. The financial statements comprise: the Statements of Comprehensive Net Income, Financial Position, Cash Flows, Changes in Taxpayers' Equity; and the related notes, including the significant accounting policies. These financial statements have been prepared under the accounting policies set out within them. I have also audited the information in the Remuneration and Staff Report and the Parliamentary Accountability disclosures that is described in that report as having been audited.

In my opinion:

- the financial statements give a true and fair view of the state of the General Lighthouse Fund's affairs as at 31 March 2019 and of the surplus for the year then ended; and
- the financial statements have been properly prepared in accordance with the Merchant Shipping Act 1995 and Secretary of State directions issued thereunder.

Opinion on regularity

In my opinion, in all material respects the income and expenditure recorded in the financial statements have been applied to the purposes intended by Parliament and the financial transactions recorded in the financial statements conform to the authorities which govern them.

Basis of opinions

I conducted my audit in accordance with International Standards on Auditing (ISAs) (UK) and Practice Note 10 'Audit of Financial Statements of Public Sector Entities in the United Kingdom'. My responsibilities under those standards are further described in the Auditor's responsibilities for the audit of the financial statements section of my certificate. Those standards require me and my staff to comply with the Financial Reporting Council's Revised Ethical Standard 2016. I am independent of The General Lighthouse Fund in accordance with the ethical requirements that are relevant to my audit and the financial statements in the UK. My staff and I have fulfilled our other ethical responsibilities in accordance with these requirements. I believe that the audit evidence I have obtained is sufficient and appropriate to provide a basis for my opinion.

Conclusions relating to going concern

I am required to conclude on the appropriateness of management's use of the going concern basis of accounting and, based on the audit evidence obtained, whether a material uncertainty exists related to events or conditions that may cast significant doubt on The General Lighthouse Fund's ability to continue as a going concern for a period of at least twelve months from the date of approval of the financial statements. If I conclude that a material uncertainty exists, I am required to draw attention in my auditor's report to the related disclosures in the financial statements or, if such disclosures are inadequate, to modify my opinion. My conclusions are based on the audit evidence obtained up to the date of my auditor's report. However, future events or conditions may cause the entity to cease to continue as a going concern. I have nothing to report in these respects.

Responsibilities of the Boards, Secretary of State and Accounting Officer for the financial statements

As explained more fully in the Statement of Accounting Officer's Responsibilities of the General Lighthouse Authorities' Boards, the Secretary of State for Transport and the Accounting Officer, the Accounting Officer is responsible for the preparation of the financial statements and for being satisfied that they give a true and fair view.

Auditor's responsibilities for the audit of the financial statements

My responsibility is to audit, certify and report on the financial statements in accordance with the Merchant Shipping Act 1995.

An audit involves obtaining evidence about the amounts and disclosures in the financial statements sufficient to give reasonable assurance that the financial statements are free from material misstatement, whether caused by fraud or error. Reasonable assurance is a high level of assurance, but is not a guarantee that an audit conducted in accordance with ISAs (UK) will always detect a material misstatement when it exists. Misstatements can arise from fraud or error and are considered material if, individually or in the aggregate, they could reasonably be expected to influence the economic decisions of users taken on the basis of these financial statements.

As part of an audit in accordance with ISAs (UK), I exercise professional judgment and maintain professional scepticism throughout the audit. I also:

- identify and assess the risks of material misstatement of the financial statements, whether due to fraud or error, design and perform audit procedures responsive to those risks, and obtain audit evidence that is

sufficient and appropriate to provide a basis for my opinion. The risk of not detecting a material misstatement resulting from fraud is higher than for one resulting from error, as fraud may involve collusion, forgery, intentional omissions, misrepresentations, or the override of internal control.

- obtain an understanding of internal control relevant to the audit in order to design audit procedures that are appropriate in the circumstances, but not for the purpose of expressing an opinion on the effectiveness of General Lighthouse Authorities' internal control.
- evaluate the appropriateness of accounting policies used and the reasonableness of accounting estimates and related disclosures made by management.
- evaluate the overall presentation, structure and content of the financial statements, including the disclosures, and whether the consolidated financial statements represent the underlying transactions and events in a manner that achieves fair presentation.

I communicate with those charged with governance regarding, among other matters, the planned scope and timing of the audit and significant audit findings, including any significant deficiencies in internal control that I identify during my audit.

In addition, I am required to obtain evidence sufficient to give reasonable assurance that the income and expenditure reported in the financial statements have been applied to the purposes intended by Parliament and the financial transactions conform to the authorities which govern them.

Other Information

The Board and the Accounting Officer are responsible for the other information. The other information comprises information included in the annual report, but does not include the parts of the Accountability Report described in that report as having been audited, the financial statements and my auditor's report thereon. My opinion on the financial statements does not cover the other information and I do not express any form of assurance conclusion thereon. In connection with my audit of the financial statements, my responsibility is to read the other information and, in doing so, consider whether the other information is materially inconsistent with the financial statements or my knowledge obtained in the audit or otherwise appears to be materially misstated. If, based on the work I have performed, I conclude that there is a material misstatement of this other information, I am required to report that fact. I have nothing to report in this regard.

Opinion on other matters

In my opinion:

- the parts of the Remuneration & Staff Report and the Parliamentary Accountability disclosures to be audited have been properly prepared in accordance with Secretary of State directions made under the Merchant Shipping Act 1995; and;
- the information given in the Performance Report and Accountability Report for the financial year for which the financial statements are prepared is consistent with the financial statements.

Matters on which I report by exception

I have nothing to report in respect of the following matters which I report to you if, in my opinion:

- adequate accounting records have not been kept or returns adequate for my audit have not been received from branches not visited by my staff; or
- the financial statements and the parts of the Remuneration & Staff Report and the Parliamentary Accountability disclosures to be audited are not in agreement with the accounting records and returns; or
- I have not received all of the information and explanations I require for my audit; or

the Governance Statement does not reflect compliance with HM Treasury's guidance.

Report

I have no observations to make on these financial statements.

Gareth Davies 22 October 2019
Comptroller and Auditor General

National Audit Office
157-197 Buckingham Palace Road
Victoria
London
SW1W 9SP

5. Financial Statements

Statement of Comprehensive Net Income for the period ended 31 March 2019

	Notes	2018/19 £'000	2017/18 £'000
Income			
Light dues	3	85,160	84,469
Other income	4	9,115	10,203
		<u>94,275</u>	<u>94,672</u>
Expenditure			
Staff costs	5	(32,952)	(32,035)
Amortisation	12	(344)	(272)
Depreciation	10	(13,550)	(13,048)
Gain/(loss) on revaluation of property, plant and equipment	10	(1,085)	1,077
Wreck removal		(64)	(1,608)
Other expenditure	6	(27,475)	(24,943)
		<u>(75,470)</u>	<u>(70,829)</u>
Net operating income/(expenditure)		18,805	23,843
Interest receivable	7	265	103
Interest payable	8	(2,814)	(3,321)
Revaluation of investment property	11	(200)	183
Income / (expenditure) for the financial year		<u>16,056</u>	<u>20,808</u>
Other comprehensive income			
Items that will not be classified to net operating costs:			
Gain/(loss) on revaluation of property, plant and equipment	10 & 14	401	15,009
Items that may be classified to net operating costs:			
Translation of euro reserves		(721)	977
Total comprehensive income / (expenditure)		<u>15,736</u>	<u>36,794</u>

Notes on **pages 32 to 54** form part of these accounts

Statement of Financial Position
as at 31 March 2019

	Notes	2018/19 £'000	2017/18 £'000
Assets			
Non-current assets			
Property, plant and equipment	10	260,498	267,637
Investment assets	11	1,290	1,826
Intangible assets	12	1,104	1,047
Receivables falling due after one year	13	40	10
		<u>262,932</u>	<u>270,520</u>
Current assets			
Assets classified as held for sale	14	278	-
Inventories	15	4,202	4,162
Trade and other receivables	16	5,285	5,867
Investments		-	-
Cash & cash equivalents	17	58,073	56,814
		<u>67,838</u>	<u>66,843</u>
Total assets		<u>330,770</u>	<u>337,363</u>
Liabilities			
Current liabilities			
Trade and other payables	18	(14,104)	(12,799)
Provisions	19	(415)	(277)
Financial liabilities	24	(21,117)	(21,320)
		<u>(35,636)</u>	<u>(34,396)</u>
Non-current liabilities			
Provisions	19	(171)	(196)
Other liabilities	20	(456)	(453)
Finance lease liabilities	21	(9,449)	(12,995)
Financial liabilities	24	(90,000)	(110,000)
		<u>(100,076)</u>	<u>(123,644)</u>
Total assets less total liabilities		<u>195,058</u>	<u>179,323</u>
Reserves			
General fund		29,687	7,937
Revaluation reserve		165,371	171,386
Total equity		<u>195,058</u>	<u>179,323</u>

Bernadette Kelly 17 October 2019
Permanent Secretary and Accounting Officer

Department for Transport
Great Minster House
33 Horseferry Road
London SW1P 4DR

Notes on pages 32 to 54 form part of these accounts

Statement of Cash Flows
for the period ended 31 March 2019

	Notes	2018/19 £'000	2017/18 £'000
Cash flows from operating activities			
Net income/(expenditure) after interest		16,056	20,808
Loss/(profit) on disposal of property plant and equipment	6	69	347
Loss/(profit) on disposal of assets held for sale	6	-	10
Depreciation	10	13,550	13,048
Amortisation	12	344	272
Impairments	10	1,125	58
Revaluation losses (property, plant & equipment)	10	1,092	(1,077)
(Increase)/decrease in trade and other receivables	13 & 16	552	(2,023)
(Increase)/decrease in inventories	15	(40)	(342)
Increase/(decrease) in trade payables	18 & 20	1,198	798
Increase/(decrease) in accrued borrowing costs	24	(203)	(203)
Increase/(decrease) in provisions	19	113	5
Revaluation of investment properties & held for sale	11 & 14	193	(183)
Foreign exchange translation		23	(19)
Net cash outflow from operating activities		<u>34,072</u>	<u>31,499</u>
Cash flow from investing activities			
Purchase of property, plant & equipment	10	(9,250)	(8,358)
Purchase of intangible assets	12	(185)	(255)
Purchase of Investments	11	(47)	-
Proceeds from disposal of property, plant & equipment		105	446
Net cash outflow from investing activities		<u>(9,377)</u>	<u>(8,167)</u>
Cash flows from financing activities			
Financing repaid	24	(20,000)	(20,000)
Capital element of payments in respect of finance leases	21	(3,436)	(3,334)
Net cash flow from financing activities		<u>(23,436)</u>	<u>(23,334)</u>
Net cash flow from all activities		<u>1,259</u>	<u>(2)</u>
Net increase in cash and cash equivalents in the period	17	1,259	(2)
Cash and cash equivalents at the beginning of the period	17	56,814	56,816
Cash and cash equivalents at the end of the period	17	58,073	56,814

Notes on pages 32 to 54 form part of these accounts

Statement of Changes in Taxpayer Equity
for the period ended 31 March 2019

	General Fund £'000	Revaluation Reserve £'000	Total Reserves £'000
Balance at 31 March 2017	(19,733)	162,260	142,527
Income / (expenditure) for the financial year	20,808	-	20,808
Net gain/ (loss) on revaluation of property, plant and equipment	-	15,009	15,009
Release of revaluation reserve to the general fund re depreciation	5,952	(5,952)	-
Release of revaluation reserves to the general fund re disposals	438	(438)	-
Foreign translation of euro reserves *	472	507	979
Balance at 31 March 2018	7,937	171,386	179,323
	General Fund £'000	Revaluation Reserve £'000	Total Reserves £'000
Balance at 31 March 2018	7,937	171,386	179,323
Income / (expenditure) for the financial year	16,056	-	16,056
Net gain/ (loss) on revaluation of property, plant and equipment	-	401	401
Release of revaluation reserve to the general fund re depreciation	6,016	(6,016)	-
Release of revaluation reserves to the general fund re disposals	35	(35)	-
Foreign translation of euro reserves *	(357)	(365)	(722)
Balance at 31 March 2019	29,687	165,371	195,058

*The cumulative foreign translation of euro reserves is £-4.58m as measured from the inception of the Statement of Changes in Equity on 1 April 2009.

Notes on **pages 32 to 54** form part of these accounts

6. Notes to the accounts for the year ended 31 March 2019

Notes to the financial statements provide additional information required by statute and accounting standards to explain a particular feature of the financial statements. The notes which follow will also provide explanations and additional disclosures to assist readers' understanding and interpretation of the financial statements.

1 Accounting policies

a) Accounting convention

These accounts have been prepared in accordance with the 2018-19 Government Financial Reporting Manual (FReM) issued by HM Treasury. The accounting policies contained in the FReM follow International Accounting Standards as adopted or interpreted for the public sector. Where the FReM permits a choice of accounting policy, the accounting policy which has been judged to be the most appropriate to the particular circumstances of the GLF for the purpose of giving a true and fair view has been selected. The GLF's accounting policies have been applied consistently in dealing with items considered material in relation to the accounts. In addition, the accounts have been prepared in accordance with the accounts direction issued by the Secretary of State for Transport.

b) Basis of consolidation

In accordance with the accounts direction issued by the secretary of State for Transport 25 September 2019, these financial statements comprise a consolidation of the core GLF administration accounts, the Light Dues collection accounts along with the accounts of the Trinity House Lighthouse Service, the Commissioners of Northern Lighthouses (the Northern Lighthouse Board) and the Commissioners of Irish Lights (Irish Lights).

c) Basis of preparation

These financial statements have been prepared on a going concern basis under the historical cost convention modified to account for the revaluation of property, plant and equipment. The going concern basis is considered appropriate as the GLF operates at a surplus and expects to continue to be able to meet its liabilities as they fall due. Figures are presented in pounds sterling and are rounded to the nearest £1,000. Cash transactions between pounds sterling and a foreign currency are recorded using the exchange rate applicable on the day or that applied to the transaction by the bank. Euro payments and receipts are recorded in pounds sterling using the average rate for the preceding month, for all other in year transactions requiring translation to pounds sterling the average rate for the year is used (£1=€1.1342 (2017-18 £1=€1.1336). Assets and liabilities denominated in foreign currencies are translated at the rate of exchange ruling at 31 March 2019 £1=€1.1605 (31 March 2018 £1=€1.1410). Translation differences are recognised in the Statement of Comprehensive Net Income.

d) New standards and interpretations

IFRSs 9 (Financial Instruments) and 15 (Revenue Recognition) have been adopted for the first time in these financial statements. These standards are adopted by the cumulative catch-up method, as such, the comparatives for 2017-18 reflect the requirements of IAS 39 in respect of financial instruments and IAS 18 in respect of revenue recognition. The GLF has limited financial instruments and credit risk, implementation of IFRS 9 has resulted in no changes to the values reported. The application of IFRS 15 has also had no impact, income previously reported under IAS 18 is recognised at the same point under IFRS 15.

e) New standards and interpretations adopted early

The GLF has chosen not to adopt any new standards or interpretations early.

f) New standards and interpretations not yet adopted

The standards listed below are not yet effective for the year ended 31 March 2019 and have not been applied in preparing these financial statements. IFRS 16 will affect future financial statements from 1 April 2019 the other standards listed will affect the financial statements if, after further consultation, they are adopted by the FReM:

2019-20

IFRS 16 provides a single lessee accounting model, requiring lessees to recognise assets and liabilities for all leases unless the lease term is 12 months or less, or the underlying asset has a low value. The standard applies to public services from 1 April 2020 and has been adopted by the 2020-21 FReM. However, the Department for Transport will adopt IFRS 16 one year early on 1 April 2019. Accordingly, and as mandated by the Accounts Direction and with HM Treasury consent, IFRS 16 will also be adopted by the GLF from 1 April 2019.

The estimated impact of IFRS 16 is disclosed at section **v)** below.

Subsequent years.

IFRS 17 requires a discounted cash flow approach to accounting for insurance contracts. It is expected to come into effect for accounting periods commencing on or after 1 January 2021. The GLF currently has no contracts which meet the definition of insurance contracts.

Other changes due to come into effect after 2019-20 are considered to have no material impact.

g) Income

In accordance with the Merchant Shipping Act 1995, the GLAs are permitted to sell reserve capacity. Income from these activities is recognised in the period contractual obligation are met in accordance with IFRS 15. The principal source of income for the GLF is Light Dues, a tax on ships entering the UK or the Republic of Ireland. Revenue from Light Dues is recognised at the point a vessel arrives into port i.e. the vessel arrival is treated as the contractual/taxable event as required by the FReM and IFRS 15. In addition to IRL Light Dues the GLF receives a contribution from the Irish Government towards the work of Irish Lights in the Republic of Ireland.

h) Intangible assets

Computer Software has been capitalised at cost and is amortised on a straight-line basis over the estimated useful economic life of between 3 to 5 years dependent on the expected operating life of the asset. Intangible Assets are held at cost less amortisation. Intangible licences have been capitalised at cost and are amortised over the life of the licence. Amortisation is calculated on a monthly basis and is commenced in the month after original purchase or when the asset is brought into use and is continued up to the end of the month prior to disposal. Intangibles are subsequently valued using the revaluation model, as described in IAS 38. Any increases in value are taken to the revaluation reserve. Any decreases are taken initially to the revaluation reserve (insofar as there is a balance for that specific asset) and otherwise to the Statement of Comprehensive Net Income. If an intangible asset cannot be revalued because there is no active market for assets of that type these intangible assets are expressed at their current value through the application of Modified Historical Cost Accounting as a proxy for fair value less any accumulated amortisation or impairment losses.

i) Pension benefits

Past and present employees are covered by the provisions of the Principal Civil Service Pension Scheme (PCSPS) and or alpha a new pension scheme introduced in 1 April 2015 and described in **Note 23**. The defined schemes are unfunded and are mostly contributory except in respect of dependants' benefits. The GLAs recognise the expected cost of these elements on a systematic and rational basis over the period during which it benefits from employees' services. It does this by payment to the PCSPS of amounts calculated on an accruing basis. Liability for payment of future benefits is a charge on the PCSPS. In respect of the defined contribution schemes, the GLAs recognise the contributions payable for the year.

The GLAs recognise liabilities for short-term employee benefits (which fall due within twelve months of the period in which they are earned). In practice, all material short-term employee benefits are settled during the period in which they are earned. The GLAs are required to pay, as termination benefits, the additional cost of benefits, beyond the normal PCSPS benefits, in respect of employees who retire early, unless the retirements are on approved medical grounds.

j) Capitalisation

Non-Current assets are recognised where the economic life of the item of property, plant and equipment exceeds one year; the cost of the item can be reliably measured, and the original cost is greater than £5,000 (€8,000).

Assets are recognised initially at cost, which comprises purchase price, any costs of bringing assets to the location and condition necessary for them to be capable of operating in the intended manner, and initial estimates of the costs of dismantling and removing the assets where an obligation to dismantle or remove the assets arises from their acquisition or usage.

Subsequent costs of day-to-day servicing are expensed as incurred. Where regular major inspections of assets are required for their continuing operation, the costs of such inspections are capitalised and the carrying value of the previous inspection is derecognised, for example Dry Dock and Repair (DD&R) of ships.

Expenditure on renewal of structures is capitalised when the planned maintenance spend enhances or replaces the service potential of the structure. All routine maintenance expenditure is charged to the Statement of Comprehensive Net Income.

Internal staff costs that can be attributed directly to the construction of an asset, including renewals of structures that are capitalised, are capitalised.

Operating software, without which related hardware cannot operate, is capitalised, with the value of the related hardware, as property, plant and equipment. Application software, which is not an integral part of the related hardware, is capitalised separately as an intangible non-current asset.

Any gains or losses on the eventual disposal of property, plant and equipment are recognised in the Statement of Comprehensive Net Income when the asset is derecognised. Gains are not classed as revenue.

k) Valuation

After recognition, the item of Property, Plant and Equipment is carried at Fair Value in accordance with IAS16 as adapted for the public sector in the current FReM. The assets are expressed at their current value at regular valuation or through the application of Modified Historic Cost Accounting. For assets of low value and/or with a useful life of 5 years or less, Depreciated Historic Cost (DHC) is considered as a proxy for Fair Value.

Asset Class	Valuation Method	Valued by
Non Specialised Land & Buildings	Fair Value, using Existing Use Valuation principles	RICS Valuation Statement (UKVS) 1.1 Professional valuation every 5 years. Value plus indices in Intervening years.
Specialised Property	Fair Value using Depreciated Replacement Cost principles (DRC)	RICS Valuation Statement (UKVS) 1.1 Professional valuation every 5 years. Value plus indices in Intervening years.
Non-Operational Property*	Market Value (MV)	Specified as Obsolete, Assets Held for Sale or Investment Assets. Professional Valuation annually
Tenders, Ancillary Craft & Lightvessels	Fair Value	Professional Valuation Annually
Buoys	Fair Value	Internally using MV of recent purchases, then on an annual basis using MV of recent purchases, or recognised indices, as appropriate.
Beacons	Fair Value	RICS Valuation Statement (UKVS) 1.1 (valued at DRC if specialised and defined as such under the RICS Red Book) valuation every 5 years, Value plus indices in intervening years.
Plant, Machinery & IT Equipment - Low Value and short life	Depreciated Historic Cost	N/A
Plant & Machinery – Not included above	Fair Value	RICS Valuation Statement (UKVS) 4.1 & 4.3 Professional valuation as base cost, plus indices annually thereafter.
Plant and Machinery at Lighthouses	FV using Depreciated Replacement Cost principles (DRC)	UKVS 1.1 (valued at DRC if specialised and defined as such under the RICS Red Book) Professional valuation every 5 years, Value plus indices in intervening years.

*Non-Operational in this context relates to property that is not required for the GLA to carry out its statutory function.

Where assets are re-valued through professional valuation or through the use of indices, the accumulated depreciation at the date of revaluation is eliminated against the gross carrying amount of the asset and the net amount restated to the re-valued amount of the asset. If the assets carrying amount is increased as a result of revaluation, the increase is recognised in other comprehensive income and accumulated in equity in the Revaluation Reserve. However, the increase shall be recognised in the statement of Comprehensive Net Income to the extent that it reverses a revaluation decrease of that class of asset previously recognised in profit and loss. If the assets

carrying amount is decreased as a result of revaluation, the decrease is recognised in the statement of Comprehensive Net Income. However, the decrease shall be recognised in other comprehensive income to the extent of any credit balance existing in the revaluation reserve. The decrease recognised in other comprehensive income reduces the amount held in the revaluation reserve in respect of that asset.

l) Depreciation

Depreciation is calculated on an annual basis and it is commenced in the financial year after original purchase and continued up to the end of the financial year in which the sale or disposal takes place. Assets in the course of construction are not depreciated.

Depreciation is charged on a straight-line basis having regard to the estimated operating lives as follows:

Categories	Depreciation lives	Categories	Depreciation lives
Land and buildings		Buoys and beacons	
Land	Not Depreciated	Steel Buoys	Up to 50 years
Lighthouses (Building Structure)	25 - 150 years	Beacons	Up to 100 years
Lighthouse Improvements or remaining Life if less	25 years	Plastic Buoys	10 years
Other Buildings	50 years	Super Structures	5 - 15 years
		Solarisation Costs	10 years
Tenders and ancillary craft		Plant and machinery	
Tenders*	25 years	Lighthouses	15 - 25 years
Tenders (Dry Dock and Repair)	Up to 5 Years**	Automation equipment	15 - 25 years
Workboats	Up to 25 years	Racons & Radio Beacons	15 - 25 years
		Depots and Workshops	10 - 25 years
Lightvessels		Office Equipment	Up to 10 years
Lightvessel (hulls)	50 years	Vehicles	5 - 15 years
Lightvessel (hull conversions)	15 years	Computers - Major systems	5 years
Lightvessel (Dry Dock and Repair)	7 years**	Computers - Other	3 years
		AIS Equipment	7 - 10 Years
Intangible		DGPS	10 Years
Software	3 to 5 years		
Licences	Term of licence		

*Tenders held under finance leases are depreciated over 25 years, being the expected useful life. The primary lease period is less than this but a secondary period sufficient to cover the balance is available.

** Depending on Dry Docking Schedule.

m) Inventories

As per the FReM, Inventories should be valued by using the Average Cost method. The value of Inventories on a First in-First-Out basis. This departure does not have a material effect on the Inventory values reported.

n) Research and Development

Research and Development work is co-ordinated by the GLA Research and Development (GRAD) Policy Committee for Major Research and Development. Direct expenditure incurred via this channel or any other research and development activity is charged to the Statement of Comprehensive Net Income.

o) Leasing commitments

Leases are classified as finance leases if the risks and rewards of ownership are transferred to the lessee. Assets obtained under finance leases are capitalised in the Statement of Financial Position and depreciated as if owned. The interest element of the rental obligation is charged to the Statement of Comprehensive Net Income over the period of the lease and represents a constant proportion of the balance of capital repayments outstanding at the beginning of the year. The capital element of the future lease payments is stated separately under Payables, both within one year and over one year. Expenditure incurred in respect of operating leases is charged to the Statement of Comprehensive Net Income as incurred. Rentals received under operating leases are credited to income.

p) Taxation

The fund is exempt from Corporation Tax under provisions of Section 221 of the Merchant Shipping Act 1995. The GLA are liable to account for VAT on charges rendered for services and are able to reclaim VAT on all costs under the provisions of the Value Added Tax Act 1983.

q) Provisions

Provisions are made for liabilities and charges in accordance with IAS 37 Provisions, Contingent Liabilities and Contingent Assets where, at the reporting date, a legal or constructive liability (i.e. a present obligation from a past event) exists, the transfer of economic benefits is probable and a reasonable estimate can be made.

r) Government Grants

Government Grants are recognised in full in the Statement of Comprehensive Net Income in the year in which they are received.

s) Investment properties

The GLAs hold a small number of properties that are considered surplus to requirements and are currently held for their income generation potential. It has been agreed that this alternative use is in the best interests of the GLA and the General Lighthouse Fund. These properties are treated in accordance with IAS 40: Accounting for Investment Properties and are accordingly valued to open market value each year.

t) Financial assets and liabilities

Financial instruments are contractual arrangements that give rise to a financial asset of one entity and a financial liability or equity instrument of another entity. Financial assets are typically cash or rights to receive cash or equity instruments in another entity. Financial liabilities are typically obligations to transfer cash. A contractual right to exchange financial assets or liabilities with other entities will also be a financial asset or liability, depending on whether the conditions are potentially favourable or adverse to the reporting entity.

Financial assets

Loans, trade receivables and accrued income are covered by the financial instruments standards IFRS 9 and, for the comparative year, IAS 39.

Financial assets were previously categorised as loans and receivables under IAS 39 and have now been categorised as financial assets held at amortised cost under IFRS 9. Loans and receivables are non-derivative financial assets with fixed or determinable payments that are not quoted in an active market and which are not classified as available-for sale. Such assets are initially recognised at fair value. Where material, they are subsequently measured at amortised cost using the effective interest method. Credit loss allowances for trade receivables and similar arrangements are measured at the lifetime expected credit loss where material.

Financial liabilities

Financial liabilities are recognised initially at fair value and are subsequently measured at amortised cost using the effective interest rate. Where the effective interest rate is not materially different from the actual interest rate the actual interest rate is used instead. Financial liabilities are derecognised when extinguished.

Embedded derivatives

Some hybrid contracts contain both a derivative and a non-derivative component. In such cases, the derivative component is termed an embedded derivative. Where the economic characteristics and risks of the embedded derivatives are not closely related to those of the host contract, and the host contract itself is not carried at fair value through profit or loss, the embedded derivative is split out and reported at fair value with gains and losses being recognised in the Income and Expenditure Account. As at 31 March 2019 no contracts contained embedded derivatives.

Determining fair value

Fair value is defined as the amount for which an asset is settled or a liability extinguished, between knowledgeable parties, in an arm's length transaction. This is generally taken to be the transaction value, unless, where material, the fair value needs to reflect the time value of money, in which case the fair value would be calculated from discounted cash flows.

u) Estimates

The GLF may be liable as described in **Note 23** for any shortfall in the MNOPF pension fund. The GLF takes advice from qualified actuaries in determining the extent of any shortfall and whether it may be required to make further contributions.

Aside from this, key estimates in the GLF accounts related to asset valuations. A number of qualified surveyors are engaged to provide professional valuations of different elements of the asset base as disclosed in **Note 10**.

Specific estimation uncertainty arises in respect of the valuation of the lighthouse estate, the Depreciated Replacement Cost of which constitutes the largest element of the buildings category in **Note 10**. Key assumptions are made in the following areas:

- For each lighthouse, the GLF selects a modern equivalent asset (MEA) based on the navigation requirement at the asset's location. This selection is based on a decision tree common to each of the GLAs which draws on key considerations for construction strategy such as whether a structure is onshore or offshore; and the degree of challenge posed by wave patterns at the location. The analysis of available construction techniques draws on the professional expertise of suitable expert GLA staff and the options emerging from recent case studies into possible rebuild or refurbishment work following market engagement. The design of this decision tree is a matter of professional judgement since more prudent engineering assumptions will tend towards the selection of more expensive MEAs, risking overvaluation, while more aggressive engineering assumptions will tend towards less expensive ones, risking undervaluation through optimism bias. GLF has followed the principal of neutrality in any judgements arising and considered the results of the decision tree based on a number of actual locations.
- Costing rates are determined for the gross replacement cost of each MEA, establishing a standard valuation to apply to each lighthouse in that category rather than costing each lighthouse individually. This portfolio approach is permitted by the FReM and RICS 'Red Book'. These are determined based on the most recent available data from case studies, with a consideration of indexation. Adjustment factors are applied based on location and physical characteristics of the site, to reflect the varying difficulty and cost of construction, e.g. for remote islands.
- As required by the FReM, a discount is made to the gross replacement cost to reflect the GLF's assessment of the proportion of each lighthouse's useful life which has been expended. Condition point estimates which drive the measurement of this discount are based on the available data in respect of asset condition (including age), combined with professional judgement which considers the type of construction for the asset in use.

v) IFRS 16 impact assessment

From 1 April 2019 the GLF group will adopt IFRS 16. IFRS 16 gives a narrower definition of a lease than IAS 17 and IFRIC 4, by requiring that assets and liabilities will be recognised initially at the discounted value of the minimum lease payments, and that the assets, to be described as "right of use" assets, will be presented under Property, Plant and Equipment. Existing finance leases will continue to be classified as leases. All existing operating leases will fall within the scope of IFRS 16 under the 'grandfathering' rules mandated in the FReM for the initial transition to IFRS 16. Therefore, implementation of IFRS 16 will increase the value of property, plant and equipment assets and the value of lease liabilities.

After initial recognition, right-of-use assets will be amortised on a straight-line basis and interest will be recognised on the liabilities. The cost model is expected to be applied to assets for leases other than leases with a peppercorn rental, which will be measured on a depreciated replacement cost basis. As a result, the timing of the recognition of the total costs of leasing will change, as interest costs will be higher at the start of a lease.

The FReM 2019-20 mandates that IFRS 16 will be implemented using the cumulative catch-up method; as a result, comparatives will not be restated and the measurement of the asset and liability balances recognised with effect from 1 April 2019. HM Treasury will also issue a central internal rate of borrowing for entities to apply, when they cannot obtain the rate implicit in the lease contract.

IFRS 16 will result in additional assets and liabilities recognised on the SoFP of approximately £10.2m, along with reduced operating costs (approximately £1.9m) and additional depreciation (approximately £1.7m) on the SoCNI.

2 Analysis of operating segments

	TH £'000	NLB £'000	Irish Lights £'000	GLF £'000	2018/19 £'000	2017/18 £'000
Light dues income	-	-	-	85,160	85,160	84,469
GLA drawdowns	33,700	20,773	11,465	(65,938)	-	-
Other income	2,796	849	2,242	3,228	9,115	10,203
Total income	36,496	21,622	13,707	22,450	94,275	94,672
Gross expenditure	(35,590)	(23,292)	(14,369)	(2,219)	(75,470)	(70,829)
Net expenditure	906	(1,670)	(662)	20,231	18,805	23,843
Total assets	126,964	101,097	44,557	58,152	330,770	337,363

For a further breakdown please refer to the individual GLA accounts.

3 Light dues

	2018/19 £'000	2017/18 £'000
Light dues collected in United Kingdom	79,057	78,796
Light dues collected in Republic of Ireland	6,103	5,673
	85,160	84,469

4 Other income

	Tri GLA £'000	TH £'000	NLB £'000	Irish Lights £'000	GLF £'000	2018/19 £'000	2017/18 £'000
Buoy rental	-	877	238	216	-	1,331	1,407
Property rental	-	332	115	603	-	1,050	994
Other commercial income	-	-	63	-	-	63	50
Tender hire	-	680	387	1,355	-	2,422	2,139
Republic of Ireland contribution	-	-	-	-	3,228	3,228	4,394
Grant income	4	-	28	44	-	76	357
Sundry receipts	62	841	18	24	-	945	862
	66	2,730	849	2,242	3,228	9,115	10,203

5 Staff costs

	TH Permanent £'000	TH Others £'000	NLB Permanent £'000	NLB Others £'000	Irish Lights Permanent £'000	Irish Lights Others £'000	Total 2018/19 £'000	Total 2017/18 £'000
Wages & salaries	11,517	265	7,030	448	5,767	510	25,537	25,049
Social security costs	1,265	-	741	-	409	22	2,437	2,375
Employers pension	2,360	-	1,670	-	1,176	-	5,206	4,870
Sub total	15,142	265	9,441	448	7,352	532	33,180	32,294
Other pension costs	4	-	30	-	-	8	42	7
Redundancy costs	-	-	138	-	-	-	138	175
Staff related provision	-	-	-	-	-	-	-	9
Sub total	15,146	265	9,609	448	7,352	540	33,360	32,485
Capitalised costs	(103)	-	-	-	(305)	-	(408)	(450)
Total net costs	15,043	265	9,609	448	7,047	540	32,952	32,035

6 Other expenditure

	TH £'000	NLB £'000	Irish Lights £'000	GLF £'000	2018/19 £'000	2017/18 £'000
Running costs	11,782	6,300	4,315	609	23,006	21,892
Rentals under operating leases	1,621	733	385	-	2,739	2,200
Auditors remuneration	-	-	-	90	90	115
Research and development	-	-	-	446	446	321
Impairments	1,125	-	-	-	1,125	58
Loss/(profit) on disposal of HFS ¹	-	-	-	-	-	10
Loss/(profit) on disposal of PPE ²	(13)	12	70	-	69	347
Loss/(profit) on disposal of Int ³	-	-	-	-	-	-
Provision provided in the year	-	-	-	-	-	-
	14,515	7,045	4,770	1,145	27,475	24,943

¹ Held for sale assets, ² Property plant & equipment, ³ Intangible assets.

7 Interest receivable

	TH £'000	NLB £'000	Irish Lights £'000	GLF £'000	2018/19 £'000	2017/18 £'000
Bank interest receivable	1	-	-	264	265	103

8 Interest payable

	TH £'000	NLB £'000	Irish Lights £'000	GLF £'000	2018/19 £'000	2017/18 £'000
Interest on DfT loan	-	-	-	2,335	2,335	2,741
Interest on finance leases	176	303	-	-	479	580
	176	303	-	2,335	2,814	3,321

9 Impairments

Assets which have decreased in value as a result of revaluations have been separately identified as revaluation losses on the Statement of Comprehensive Net Income. Other impairments are as follows:

2018-19

During the year a number of TH capital projects were completed including work to Lightvessel 10, THV Alert, Start Point and Sark Lighthouses. As of 31 March 2018, the costs of these projects exceeded the Depreciated Replacement Cost valuation by £1,125,000 and in line with the requirements of FReM, these have been treated as impairments and transferred to the Statement of Comprehensive Net Income.

No impairments were reported at NLB or Irish Lights in the period to 31 March 2019.

2017-18

During the year, the costs of a capital project to re-engineer the lighthouse at Mumbles exceeded the Depreciated Replacement Cost by £58,076, and in accordance with the requirements of the FReM, it has been treated as an impairment and transferred to the Statement of Comprehensive Net Income.

No impairments were reported at NLB or IL in the period to 31 March 2018.

10 Property plant and equipment

Current year

	Land £000	Buildings £000	Vessels £000	Light- Vessels £000	Buoys £000	IT Equip. £000	Plant & Mach. £000	AUC* £000	Total £000
Cost or valuation									
1 April 2018	11,503	154,525	34,375	9,340	16,065	2,779	42,188	2,799	273,574
Additions	-	1,945	1,745	430	100	326	1,517	3,187	9,250
Donations	-	-	-	-	-	-	-	-	-
Disposals	-	-	-	-	-	(173)	(500)	-	(673)
Impairments	-	-	(367)	(311)	-	-	(575)	-	(1,253)
Reclassifications	(44)	632	-	-	-	-	(149)	-	439
Revaluations	43	(5,032)	(4,514)	(355)	(145)	(260)	(2,398)	-	(12,661)
Transfers	-	436	300	256	73	137	1,493	(3,288)	(593)
Foreign exchange	(61)	(412)	(79)	-	(51)	(4)	(150)	(20)	(777)
At 31 March 2019	11,441	152,094	31,460	9,360	16,042	2,805	41,426	2,678	267,306
Depreciation									
1 April 2018	-	8	4	-	63	923	4,940	-	5,937
Charged in year	-	3,613	4,179	658	861	424	3,815	-	13,550
Disposals	-	-	-	-	-	(166)	(333)	-	(499)
Impairments	-	-	(49)	(79)	-	-	-	-	(128)
Reclassifications	-	-	-	-	-	-	(14)	-	(14)
Revaluations	-	(3,612)	(3,806)	(579)	(270)	(261)	(3,442)	-	(11,970)
Transfers	-	-	-	-	-	-	-	-	-
Foreign exchange	-	-	(6)	-	(2)	(3)	(57)	-	(68)
At 31 March 2019	-	9	322	-	652	917	4,909	-	6,808
NBV at 31 March 2018	11,503	154,517	34,372	9,340	16,002	1,856	37,248	2,799	267,637
NBV at 31 March 2019	11,441	152,085	31,138	9,360	15,390	1,888	36,517	2,678	260,498
Asset Financing									
Owned	11,441	152,085	4,938	9,360	15,390	1,888	36,517	2,678	234,298
Finance leased	-	-	26,200	-	-	-	-	-	26,200
On balance sheet PFI	-	-	-	-	-	-	-	-	-
	11,441	152,085	31,138	9,360	15,390	1,888	36,517	2,678	260,498

*Assets under Construction and Payments on Account.

The net revaluation loss for PPE is £691,000 (increase of £11.97m from restated depreciation less £12.661m decrease in gross value).

PPE revaluation gains and losses have been recognised as follows:

	TH £000	NLB £000	Irish Lights £000	Totals £000
Revaluation gains/(losses) charged to SoCNE	(38)	(1,462)	415	(1,085)
Net revaluation gains/(losses) posted to revaluation reserve	562	(1,467)	1,299	394
Net revaluation gains/(losses) on property plant & equipment	524	(2,929)	1,714	(691)

Prior year

	Land £000	Buildings £000	Vessels £000	Light- Vessels £000	Buoys £000	IT Equip. £000	Plant & Mach. £000	AUC* £000	Total £000
Cost or valuation									
1 April 2017	11,093	148,377	35,421	9,570	11,170	3,171	41,615	2,728	263,145
Additions	-	1,717	2,003	19	350	453	1,038	2,778	8,358
Donations	-	-	-	-	-	-	-	-	-
Disposals	-	(21)	(884)	-	(110)	(515)	(436)	-	(1,967)
Impairments	-	-	-	-	-	-	(58)	-	(58)
Reclassifications	-	(36)	-	-	(127)	-	48	115	-
Revaluations	344	2,386	(2,318)	(953)	4,664	(336)	(750)	-	3,036
Transfers	-	1,587	-	704	37	-	498	(2,827)	-
Foreign exchange	66	515	153	-	81	6	234	4	1,060
At 31 March 2018	11,503	154,525	34,375	9,340	16,065	2,779	42,188	2,799	273,574
Depreciation									
1 April 2017	-	484	705	-	389	1,215	4,626	-	7,419
Charged in year	-	3,633	3,794	681	579	510	3,851	-	13,048
Disposals	-	(3)	(884)	-	(9)	(514)	(167)	-	(1,578)
Impairments	-	-	-	-	-	-	-	-	-
Reclassifications	-	-	-	-	(4)	-	4	-	-
Revaluations	-	(4,105)	(3,628)	(681)	(892)	(294)	(3,449)	-	(13,050)
Transfers	-	-	-	-	-	-	-	-	-
Foreign exchange	-	-	17	-	(0)	6	76	-	98
At 31 March 2018	-	8	4	-	63	923	4,940	-	5,937
NBV at 31 March 2017	11,093	147,893	34,716	9,570	10,781	1,956	36,989	2,728	255,726
NBV at 31 March 2018	11,503	154,517	34,372	9,340	16,002	1,856	37,248	2,799	267,637
Asset Financing									
Owned	11,503	154,517	5,989	9,340	16,002	1,856	37,248	2,799	239,254
Finance leased	-	-	28,383	-	-	-	-	-	28,383
On balance sheet PFI	-	-	-	-	-	-	-	-	-
	11,503	154,517	34,372	9,340	16,002	1,856	37,248	2,799	267,637

*Assets under construction and payments on account.

Valuations

Professional valuations were obtained from the following:

Asset	Valuer	Organisation	Date of last full valuation
TH land, buildings & beacons	Mr Richard Bryan MRICS	The Valuation Office Agency	31st March 2018
TH plant, machinery & lightvesels	Mr Andrew Lloyd MRICS & Mr Charles Walters MRICS	The Valuation Office Agency	31st March 2018
NLB land, buildings, beacons, lighthouses, plant & machinery	Mr Steven Jones MRICS	The Valuation Office Agency	31st March 2018
IL (RoI) land, building & beacons	Mr Mark Adamson MRICS MSCSI	Irish Valuation Office	31st March 2018
IL (NI) land, building & beacons	Mr Sean Daly MRICS	LPS Mapping & Valuation services	31st March 2018
IL (RoI) lighthouse AtoN plant	Mr Mark Adamson MRICS MSCSI	Irish Valuation Office	31st March 2018
IL (NI) lighthouse Aton plant	Mr Sean Daly MRICS	LPS Mapping & Valuation services	31st March 2018
IL (RoI & NI) plant & machinery	Robert McKay MSCSI MRICS	McKay Asset Valuers & Auctioneers	31st March 2018
All GLA tenders	Charles Cundall (Director)	Braemar ACM Valuations Ltd	31st March 2019
Navigation bouys	Internally valued based on recent purchases taking into account age		31st March 2018

11 Investment property

	TH £'000	NLB £'000	Irish Lights £'000	2018/19 £'000	2017/18 £'000
At 1 April	-	670	1,156	1,826	1,620
Additions	-	-	47	47	-
Disposals	-	-	-	-	-
Transfers	-	(670)	310	(360)	-
Revaluations	-	-	(200)	(200)	183
Foreign exchange	-	-	(23)	(23)	23
At 31 March	-	-	1,290	1,290	1,826

During the year NLB's Cottages were reclassified as operational. Irish Lights hold a number of non-operational properties from which commercial income is derived.

Investment properties are professionally revalued annually by the same valuers used for property, plant and equipment disclosed at **Note 10** above.

12 Intangible assets

Current year

	Software £'000	Licences £'000	Assets in progress £'000	Total £'000
Cost or valuation				
At 1 April 2018	3,288	165	-	3,453
Additions	185	-	-	185
Donations	-	-	-	-
Disposals	(11)	-	-	(11)
Transfers	219	-	-	219
Impairments	-	-	-	-
Reclassifications	-	-	-	-
Revaluation	-	-	-	-
Foreign exchange	(6)	-	-	(6)
At 31 March 2019	3,675	165	-	3,840
Amortisation				
At 1 April 2018	2,316	90	-	2,406
Charged in year	337	7	-	344
Disposals	(11)	-	-	(11)
Impairments	-	-	-	-
Reclassifications	-	-	-	-
Revaluation	-	-	-	-
Foreign exchange	(3)	-	-	(3)
At 31 March 2019	2,639	97	-	2,736
NBV at 31/3/18	972	75	-	1,047
NBV at 31/3/19	1,036	68	-	1,104

Intangible assets - Prior year

	Software £'000	Licences £'000	Assets in progress £'000	Total £'000
Cost or valuation				
At 1 April 2017	3,451	150	-	3,601
Additions	240	15	-	255
Donations	-	-	-	-
Disposals	(410)	-	-	(410)
Transfers	-	-	-	-
Impairments	-	-	-	-
Reclassifications	-	-	-	-
Revaluation	-	-	-	-
Foreign exchange	7	-	-	7
At 31 March 2018	3,288	165	-	3,453
Amortisation				
At 1 April 2017	2,456	82	-	2,538
Charged in year	264	8	-	272
Disposals	(410)	-	-	(410)
Impairments	-	-	-	-
Reclassifications	-	-	-	-
Revaluation	-	-	-	-
Foreign exchange	6	-	-	6
At 31 March 2018	2,316	90	-	2,406
NBV at 31/3/17	995	68	-	1,063
NBV at 31/3/18	972	75	-	1,047

13 Non-current trade and other receivables

	TH £'000	NLB £'000	Irish Lights £'000	GLF £'000	2018/19 £'000	2017/18 £'000
Amounts falling due after one year:						
Trade receivables	-	-	-	-	-	-
Deposits and advances	-	-	-	-	-	-
Other receivables	-	-	-	-	-	-
Prepayments and accrued income	-	40	-	-	40	10
VAT recoverable	-	-	-	-	-	-
	-	40	-	-	40	10

14 Assets classified as held for sale

	TH	NLB	Irish Lights	2018/19	2017/18
	£'000	£'000	£'000	£'000	£'000
At 1 April	-	-	-	-	402
Additions	-	-	-	-	-
Disposals	-	-	-	-	(415)
Transfers	8	-	269	277	-
Depreciation	-	-	-	-	-
Revaluations	7	-	-	7	-
Impairment	-	-	-	-	-
Foreign exchange	-	-	(6)	(6)	13
At 31 March	15	-	263	278	0

15 Inventories

	TH	NLB	Irish Lights	GLF	2018/19	2017/18
	£'000	£'000	£'000	£'000	£'000	£'000
Marine fuel and stores	3,056	780	366	-	4,202	4,162

16 Trade receivables and other current assets

	TH	NLB	Irish Lights	GLF	2018/19	2017/18
	£'000	£'000	£'000	£'000	£'000	£'000
Amounts falling due within one year:						
Trade receivables	505	389	54	578	1,526	1,508
Deposits and advances	-	18	-	-	18	12
Other receivables	70	-	333	1,006	1,409	2,072
Prepayments and accrued income	1,070	179	206	28	1,483	1,518
VAT recoverable	414	313	122	-	849	757
	2,059	899	715	1,612	5,285	5,867

17 Cash and cash equivalents

	2018/19 £'000	2017/18 £'000
Balance at 1 April	56,814	56,816
Net changes in cash and cash equivalent balances	1,259	(2)
Balance at 31 March	58,073	56,814

The following balances were held at:

Government banking service	42,449	40,545
Commercial banks and cash in hand	15,624	16,269
Balance at 31 March	58,073	56,814

18 Trade payables and other current liabilities

	TH £'000	NLB £'000	Irish Lights £'000	GLF £'000	2018/19 £'000	2017/18 £'000
Amounts falling due within one year:						
VAT payable	-	-	-	-	-	-
Other taxation and social security	387	-	528	-	915	776
Trade payables	664	2,086	563	-	3,313	2,069
Other payables	356	-	260	27	643	659
Accrued and deferred income	2,767	1,498	1,416	-	5,681	5,854
Current part of finance leases	1,661	1,891	-	-	3,552	3,441
Prepayments and accrued income	-	-	-	-	-	-
Bank overdraft	-	-	-	-	-	-
	5,835	5,475	2,767	27	14,104	12,799

19 Provisions for liabilities and charges

	Retirement £000	Litigation £000	Other £000	Total £000
Balance at 1 April 2018	221	67	185	473
Reclassified from trade payables	-	-	-	-
Provided in the year*	7	70	208	285
Provision written back*	-	(67)	(5)	(72)
Provisions utilised	(26)	-	(64)	(90)
Unwinding of discount	-	-	-	-
Foreign exchange	(3)	(1)	(6)	(10)
Balance at 31 March 2019	199	69	318	586

Analysis of expected of discounted flows

In one year or less or on demand	25	67	185	277
Between one and five years	63	-	-	63
Later than five years	133	-	-	133
Balance at 31 March 2018	221	67	185	473
In one year or less or on demand	28	69	318	415
Between one and five years	37	-	-	37
Later than five years	134	-	-	134
Balance at 31 March 2019	199	69	318	586

The GLAs have provided for:

Retirement costs - Irish lighthouse attendants accrued earning payable on retirement.

Litigation – Irish lights disputed claim from a contractor.

Other – IL provision to repair storm damage to Irish property and for responsible withdrawal at remote sites.

Other – IL & NLB provision to test for and, if found, remove Mercury contamination.

Other – NLB provision to remove asbestos from specific locations.

*Provisions provided and written back during the year have been charged to staff costs or other expenditure in the SoCNI.

20 Non-current trade payables and other liabilities

	TH £'000	NLB £'000	Irish Lights £'000	GLF £'000	2018/19 £'000	2017/18 £'000
Amounts falling due after one year:						
Payables, accruals and deferred income	-	-	456	-	456	453
Finance lease	3,805	5,644	-	-	9,449	12,995
	3,805	5,644	456	-	9,905	13,448

21 Commitments under leases

The GLA have a number operating leases for land and buildings required at lighthouse stations or forward operating sites. In addition, a helicopter is leased on a tri-GLA basis.

Commitments under operating leases comprise:

	2018/19 £'000	2017/18 £'000
Land		
Not later than one year	214	201
Later than one year and not later than five years	756	685
Later than five years	4,636	4,512
Total	5,606	5,398
Buildings		
Not later than one year	39	31
Later than one year and not later than five years	149	77
Later than five years	70	88
Total	258	196
Other		
Not later than one year	1,755	1,725
Later than one year and not later than five years	4,075	5,668
Later than five years	-	-
Total	5,830	7,393

Obligations under finance lease relate exclusively to five of the GLA vessels. At the completion of the primary lease period, a secondary period commences at a nominal rental. When a vessel is sold, or reaches end of life, the proceeds are apportioned between the lessor and the GLA.

	2018/19 £'000	2017/18 £'000
Other		
Not later than one year	3,953	3,946
Later than one year and not later than five years	9,431	12,776
Later than five years	586	1,170
Sub - Total	13,970	17,892
Less interest element	(969)	(1,456)
Total	13,001	16,436
Included within trade and other payables	3,552	3,441
Included within non-current liabilities	9,449	12,995

22 Capital Commitments

Contracted capital commitments at 31 March 2019 not otherwise included in these financial statements.

	2018/19 £'000	2017/18 £'000
Property plant and equipment	775	551
Intangible assets	94	17
	869	568

23 Pension Commitments

GLA employees are members of the Principal Civil Service Pension Scheme (PCSPS) or alpha - details are included in the Remuneration and Staff reports.

Merchant Navy Officers' Pension Fund & the Ensign retirement plan

The GLAs were participating employers of the Merchant Navy Officers Pension Fund (MNOFF), a defined benefit scheme providing benefits based on final pensionable salary. The MNOFF was a funded multi-employer scheme but the GLA boards are unable to identify their share of the underlying assets and liabilities. Previously, officers who started employment with the GLAs and were members of the MNOFF were given the option of continuing MNOFF membership or joining the GLA Pension Scheme. This option is no longer available as the MNOFF closed on 31 March 2016. The assets of the scheme are held separately from the GLF, specifically in separate funds managed by trustees of the scheme. Contributions to the scheme (20.0% of pensionable salaries) were charged to the Statement of Comprehensive Net Expenditure when they were paid.

No contributions were paid to the MNOFF in the year (2017-18 £nil).

On 1 April 2016 the Ensign retirement plan was created to replace the MNOFF. During 2018-19 contributions of £11,893 (2017-18 £11,978) were made relating to one member.

The rules of the MNOFF state that participating employers may be called to make lump sum payments to make up deficits. The rules state that an employer will not be regarded as ceasing to be a participating employer as a result of ceasing to employ active members or other eligible employees. No lump sum payments were made during the year (2017-18 £Nil).

Requests for additional contributions would normally only arise after the triennial valuation of the scheme, and then only if the scheme reported a deficit considered significant enough to require additional contributions as part of a recovery plan. An actuarial valuation as at 31 March 2018 reported MNOFF total fund liabilities to be £3,351m, the market value of scheme assets as £3,278m and resulting net liabilities of £73m. Deficit contributions due are valued at £64m resulting in a net deficit of £9m. Allowing for the return on assets to exceed the average discount rate by a small amount, the scheme trustees concluded no additional employer funding contributions would be required in order to remove the net deficit over the period to the end of the current recovery plans (due to end 2024). The next valuation is due as at 31 March 2021 with publication expected in 2022.

24 Financial Liabilities

The GLF received a loan from DfT which was used to fund the transfer of GLA pension liabilities to the PCSPS on 1 April 2014. The loan is for a fixed term of 10 years commencing 1 April 2014 and has a fixed interest rate of 2.03%. Repayments are due every 6 months on 1 April and 1 October whilst interest is calculated based on the outstanding balance at each repayment point.

	2018/19	2017/18
	£'000	£'000
Balance at 1 April	(131,320)	(151,523)
Principal repaid	20,000	20,000
Interest paid	2,538	2,944
Interest accrued	(2,335)	(2,741)
Balance at 31 March	(111,117)	(131,320)
Amount due within 12 months	(21,117)	(21,320)
Amount due after 12 months	(90,000)	(110,000)

25 Contingent liabilities

Merchant Navy Officers Pension Fund

An actuarial valuation carried out as at 31 March 2018 (see **Note 23**) resulted in no further calls for employer contributions. The next valuation is due at 31 March 2021 with publication expected in 2022. It is impractical to estimate any potential financial effect.

Lighthouse Estate

As a result of regular surveys TH recognise that there is a raised degree of risk at a number of lighthouse stations that may demand a currently unquantified level of future investment as a result of coastal erosion, subsistence and unstable ground/rock formation. These stations are predominantly Beachy Head, St Catherine's, Flamborough Head, Royal Sovereign, Wormleighton, Orfordness, Hurst point and Crow Rock. The total full replacement and/or removal costs range between £16m and £22m. However, due to the uncertain nature of these events, no provision has been made in the accounts.

Employers' Liability

Prior to February 1988, NLB was self-insured for Employers' Liability risks under a Certificate of Exemption from the then Board of Trade. Marine staff have been covered since 1965 under Protection & Indemnity insurance. Therefore, should a claim materialise (and liability/causation be established) in respect of matters arising prior to the date that Employers' liability or P&I insurance came into effect, there may be a period for which the NLB is responsible for damages and costs as part of any settlement.

Prior to February 1988, TH was self-insured for Employer's Liability risks under a Certificate of Exemption from the then Board of Trade. Marine staff have been covered since 1962 under Protection & Indemnity insurance. Therefore, should a claim materialise (and liability/causation be established) in respect of matters arising prior to the date that Employers' Liability or P&I insurance came into effect, there may be a period for which TH is responsible for damages and costs as part of any settlement.

It is impractical to estimate any potential financial effect.

EU Withdrawal

On 29 March 2017, the UK Government submitted its notification to leave the EU in accordance with Article 50. The triggering of Article 50 started a negotiation process between the UK and the EU. On 11 April 2019, the government confirmed agreement with the EU on an extension until 31 October 2019.

Any subsequent changes in legislation, regulation and funding arrangements are subject to the outcome of the negotiations. As a result, an unquantifiable remote contingent liability is disclosed. In accordance with accounting standards, no contingent assets can be recognised.

During the Article 50 period the UK remains a full member of the EU with all the rights and obligations arising from membership. There are no significant impacts on the financial statements in the short term from making the formal notification. It is impractical to estimate any potential financial effect.

26 Related-party transactions

The GLF is administered by DfT who sponsor the three GLAs. For governance purposes, each GLA is considered to be a Non-Departmental Public Body (NDPB). However, for financial purposes, they are considered to be Public Corporations.

The GLAs and DfT are regarded to be related parties. Neither the Secretary of State for Transport nor any key officials with responsibilities for the GLF or any of the GLA board members, key managerial staff or other related parties have undertaken any material transactions with the GLF during the year.

Trinitas Services Ltd

TH has entered into an agreement to lease lighthouse cottages to Trinitas Services Limited (TSL), a wholly owned subsidiary of the Corporation of Trinity House. The agreement provides for some 37 lighthouse cottages at 14 locations, to be leased to Trinitas for 25 years (the lease expires in 2032). Trinitas has refurbished the cottages and has a contract with Rural Retreats to let 32 of these as holiday cottages.

The freehold interest in the properties remains with TH. The potential uplift in value at the end of the lease period arising from the refurbishments is uncertain. A ground rent is payable during the currency of each lease but there is no premium.

M Amos, Non-Executive Director of the Trinity House Lighthouse Service (THLS) Lighthouse Board, is appointed to the Board of TSL as a nominee of the Corporate Board responsible for Trinity House Charities. Commodore R Dorey is appointed to the Board of TSL as a nominee of the Corporate Board responsible for Trinity House charities. Both are members of the THLS Lighthouse Board. Commander G Hockley, A Groom and M Glaister are appointed to the Board of TSL as nominees of the Corporate Board responsible for Trinity House charities, none of whom are members of the THLS Lighthouse Board.

Corporation of Trinity House

The Corporation of Trinity House owns Trinity House Tower Hill and provides accommodation for the use of THLS. THLS reimburses the Corporation for service charges in proportion to the floor area occupied. During 2018-19 THLS paid £300,294 to The Corporation of Trinity House in respect of service charges incurred in using office space and facilities at Trinity House, London (2017-18 £291,604).

Conversely, the Corporation of Trinity House reimburses THLS for the provision of services during the year. The Corporation paid £71,336 to THLS in respect of these services during the year (2017-18 £71,606).

The North Ronaldsay Trust

The North Ronaldsay Trust is a company limited by guarantee and registered in Scotland. The trust has been established to promote the island and, in particular, both the built and natural heritage. The Trust has six nominated members including the NLB. The former NLB Director of Finance and Administration, Douglas Gorman, is currently a Director of the Company. The NLB's liability to the Trust is limited to £1, there have been no transactions in the year and there are no outstanding balances at 31 March 2019.

Scotland's Lighthouse Museum Ltd

Scotland's Lighthouse Museum (SLM) Ltd is a registered charity, whose primary purposes are to advance and promote the education of the general public, to establish and preserve a museum of the history and operation of the lighthouses in Scotland and to aid their physical preservation. The NLB Director of Engineering was a SLM Board Member until September 2016 and was succeeded by the Chief Executive. There have been no transactions between the Trust and NLB in the financial year and there are no outstanding balances at 31 March 2019.

James Coats, Junior, 'Ferguslie' Paisley Memorial Fund (formerly referred to as the Black Bequest)

The James Coats, Junior, 'Ferguslie' Paisley Memorial Fund is a registered charity whose primary purpose is to provide support to former lighthouse keepers and their dependants. A decision was made in 2018-19 to close the Trust. There were no transactions of value between the NLB and the Trust, however, the use of an NLB room was given of nil consideration for the event celebrating the 20th Anniversary of the automation of the last lighthouse which was attended by former lighthouse keepers and their families. Any remaining funds in the Trust will be donated to the Civil Service Benevolent Fund in 2019-20.

The Northern Lighthouse Heritage Trust - Charity number SCO40872

The Northern Lighthouse Heritage Trust is a registered charity whose primary purpose is to support the preservation and conservation of lighthouse heritage. During the year a total of £850 was transferred in from the sale of books and prints sold by the Northern Lighthouse Board on behalf of the Trust. There was £655 to be transferred to the Trust at 31 March 2019.

27 Third Party Assets

There are other assets held by NLB on behalf of the Commissioners. These assets are a collection of furniture, books, maps, paintings and silver and do not form part of the GLF.

	2018/19	2017/18
	£'000	£'000
Cash and investments	2	9
Heritage collection	228	228
	230	237

28 Financial Instruments

Due to the largely non-trading nature of their activities and the method of funding from the GLF, the GLAs are not exposed to the degree of financial risk faced by other business entities. The GLAs have borrowing powers under the Merchant Shipping Act 1995 but limited powers to invest in surplus assets or funds.

Aside from trade and other receivables (**Note 16**) and trade and other payables (**Note 18**) the only financial instruments held by the GLAs are the ship leases described in **Note 21** and a loan from the DfT to the GLF described in **Note 24**.

The GLF has no publicly traded derivatives or trading and available for sale securities.

All financial assets and liabilities are measured at amortised cost.

Liquidity risk

Liquidity risk for all three GLAs resides with the GLF through the operation of cash funds held with the Government Banking Service and is largely dependent on the flow of Light dues levied on ships calling at UK and IRL ports.

GLA cash requirements are managed through weekly and monthly management reporting, in addition to annual forecasts for GLA requirements. A ten-year GLF funding model is refreshed bi-annually to ensure adequate financing is available. Short-term and medium-term financing issues are addressed by holding sufficient cash reserves in the GLF, whilst longer-term GLA budgets and/or the Light dues tariff would be considered when reviewing the ten-year forecast.

Credit risk

Credit risk is the risk of suffering financial loss should any customers or counterparties fail to fulfil their contractual obligations to the GLF or GLAs. There are no loans receivable in the GLF accounts and the main income source is Light Dues, a tax payable on arrival into port. UK Light Dues collection is via a network of TH collectors, most of which are also members of the Institute of Chartered Shipbrokers. Collectors must pass an approval process and sign up to payment by Direct Debit. IRL Light dues are collected via Irish Revenues and Customs offices. Light Dues credit risk is considered to be very low.

Interest rate risk

Trinity House

TH have three finance leases on THV Galatea, THV Alert and THV Patricia. It is not considered that these present any exposure to interest rate risk because:

- THV Patricia has expired its primary term and is now on a fixed peppercorn rent;
- the interest rate for the finance lease for THV Alert was fixed on 9 August 2006 and therefore exposes no risk; and
- the interest rate for the finance lease for the THV Galatea was fixed on 24 December 2008 and therefore exposes no risk.

TH holds working funds in money market accounts and is therefore exposed to interest rate fluctuations, although these balances are very small and so the risk is considered to be insignificant.

Northern Lighthouse Board

There is an exposure on the leases to a change in the main rate of Corporation Tax. During the setting up of the finance lease for NLV Pole Star, NLB evaluated the option of eliminating the exposure. However, it was found that the financial risks were not significant.

NLB hold working funds in a money market account and is therefore exposed to interest rate fluctuations. However, the balance is managed to ensure that it is maintained at a minimum to meet forecast short-term cash requirements.

Irish Lights

Irish Lights holds monies in interest earning deposit accounts which are exposed to interest rate fluctuations. However, these accounts are managed so that monies retained are held at minimum levels.

GLF

The GLF has no liabilities that will lead to an exposure to rising interest rates. However falling or low interest rates impact on the returns the GLF earns from cash reserves held in an HSBC Liquidity Fund and GBS Deposit Account.

Currency Risks

Due to the operating currency of Irish Lights being in Euros, and partially funded by the GLF from Light Dues received in the UK in sterling, the GLF has an exposure to movements in the Euro/Sterling exchange market.

Euro income from IRL Light dues and contributions from the Irish Government are retained in a Lloyds euro account until needed for Irish Lights GLF advances. The balance at 31 March 2019 was £1.4m (€1.6m).

Market Risk

The GLF has no investment market risk.

Fair Values

The carrying value of GLF financial assets and liabilities as at 31 March 2019 is equivalent to their Fair Value.

29 Events after reporting period

There are no events after the reporting period requiring disclosure.

Authorised for issue

These financial statements are laid before the Houses of Parliament by the Secretary of State for Transport. The Accounting Officer has authorised these financial statements to be issued on the same day as the Comptroller and Auditor General signs the audit certificate.

CCS0919145630
978-1-5286-1652-2