



CONDITIONS OF RELEASE


- 1 This information is released by the UK Government for Defence purposes only.
- 2 This information must be accorded the same degree of security protection as that accorded thereto by the UK Government.
- 3 This information may be disclosed only within the Defence Department of the recipient Government, except as otherwise authorized by the Ministry of Defence (Army).
- 4 This information may be subject to privately owned rights.

**GOGGLES, IMAGE INTENSIFIED
GENERAL PURPOSE, CASED, L1A2
Z7/5855-99-966-6811**

ILLUSTRATED PARTS CATALOGUE

~~THIS DOCUMENT IS THE PROPERTY OF HER BRITANNIC MAJESTY'S GOVERNMENT, and issued for the information of such persons only as need to know its contents in the course of their official duties. Any person finding this document should hand it in to a British forces unit or to a police station for its safe return to the MINISTRY OF DEFENCE, D MOD Sy, LONDON SW1A 2HD, with particulars of how and where found. THE UNAUTHORIZED RETENTION OR DESTRUCTION OF THE DOCUMENT IS AN OFFENCE UNDER THE OFFICIAL SECRETS ACTS OF 1911-1989. (When released to persons outside Government service, this document is issued on a personal basis and the recipient to whom it is entrusted in confidence, within the provisions of the Official Secrets Acts 1911-1989, is personally responsible for its safe custody and for seeing that its contents are disclosed only to authorized persons.)~~

BY COMMAND OF THE DEFENCE COUNCIL


Ministry of Defence
Issued by

**ARMY TECHNICAL SUPPORT AGENCY
DIRECTORATE OF TECHNICAL SERVICES**

AMENDMENT RECORD

Amdt No.	Incorporated by (signature)	Date
1		
2		
3		
4		
5		
6		
7		
8		
9		
10		
11		
12		
13		
14		
15		
16		
17		
18		
19		
20		
21		
22		
23		
24		
25		
26		
27		
28		
29		
30		
31		

Amdt No.	Incorporated by (signature)	Date
32		
33		
34		
35		
36		
37		
38		
39		
40		
41		
42		
43		
44		
45		
46		
47		
48		
49		
50		
51		
52		
53		
54		
55		
56		
57		
58		
59		
60		
61		
62		



CONTENTS

	Page
Amendment record	(iii)/(iv)
Contents	(v)
Preface	(vi)/(vii)
List of Abbreviations	(viii)
Frontispiece	(ix)/(x)

	Chapter
Index of Main Assemblies, Drawing Numbers and Illustrations	1
Parts List	2
Index of NATO Stock Numbers	3
Index of Part Numbers/Drawing Numbers	4

PREFACE

Introduction

1. This Illustrated Parts Catalogue (IPC) is designed as an aid to the identification of component parts or assemblies of parts of the equipment, and to provide the information necessary for the demanding of spares.
2. This IPC may list some or all of the parts comprising the equipment concerned, but only those parts given a NATO Stock Number, Service Catalogue or Reference Number will normally be available as spares. Should there be a requirement for an item not assigned a number, demands may be submitted quoting the AESP, Item Number, Figure Reference and Item Name. Where a manufacturer's reference is known, this should also be quoted.

Quantities

3. The figure in the 'Number Off' column specifies the quantity for the unit (or assembly, subassembly etc); it does not indicate the quantity to be demanded.

Demands

4. When demanding Spare Parts the following particulars must be quoted:-
 - a. Management Code (Man Code).
 - b. NATO Stock Number.
 - c. Item Name.
 - d. Name of Equipment for which the part is required.
 - e. Manufacturers reference, if known.

Alternatives quoted apply only to the Equipment covered by this IPC.

Annotations

5.
 - a. A/R When appearing in the 'Number off' column indicates that the quantity is 'as required'.
 - b. NI (Not Illustrated) - against a number in the 'Fig Item' column indicates that the item is not illustrated.
 - c. * (Obsolescent stock) - an asterisk in the 'Part Number' column indicates an obsolescent item, no further purchase of which will be made but stocks are to be used until exhausted.
 - d. NP (Non-provisioned) - when appearing in the 'NATO Stock Number' column indicates that the item may be illustrated, but not available from stock as a replacement item.
 - e. LM Indicates local manufacture, ie a part that is to be manufactured by Service units from local resources.
 - f. REF In the 'Number Off' column indicates that the item is listed for reference purposes only.

PREFACE - Contd

Abbreviations

6. Abbreviations and symbols used in this IPC have been approved and are listed separately.

Amendments

7. Amendments to the catalogue will be published as and when necessary. They will be numbered consecutively, and the Amendment Record Sheet is to be completed for each Amendment List embodied.

8. New or amended matter will be indicated by triangles (> <) to show the extent of the amendment.

Indentations

9. Items are listed in a logical assembly/disassembly order and are indented by the 'Dot System' in which each 'dot' depicts the relationship of the item to the main assembly:-

MAIN ASSEMBLY

Attaching parts for main assembly

. FIRST LEVEL OF BREAKDOWN (Subassembly or detail part of main assembly)

. Attaching parts for first level

. . SECOND LEVEL OF BREAKDOWN (Sub-subassembly or detail part of Subassembly)

. . Attaching parts for second level

. . . THIRD LEVEL OF BREAKDOWN (Sub-sub-subassembly or detail part of Sub-subassembly)

. . . Attaching parts for third level

- Note:
- a. Attaching parts for the Main Assembly are listed at the end of the text of the Main Assembly.
 - b. Catalogue numbers quoted in this catalogue will supersede any number that may have been allotted previously.

Publication Information

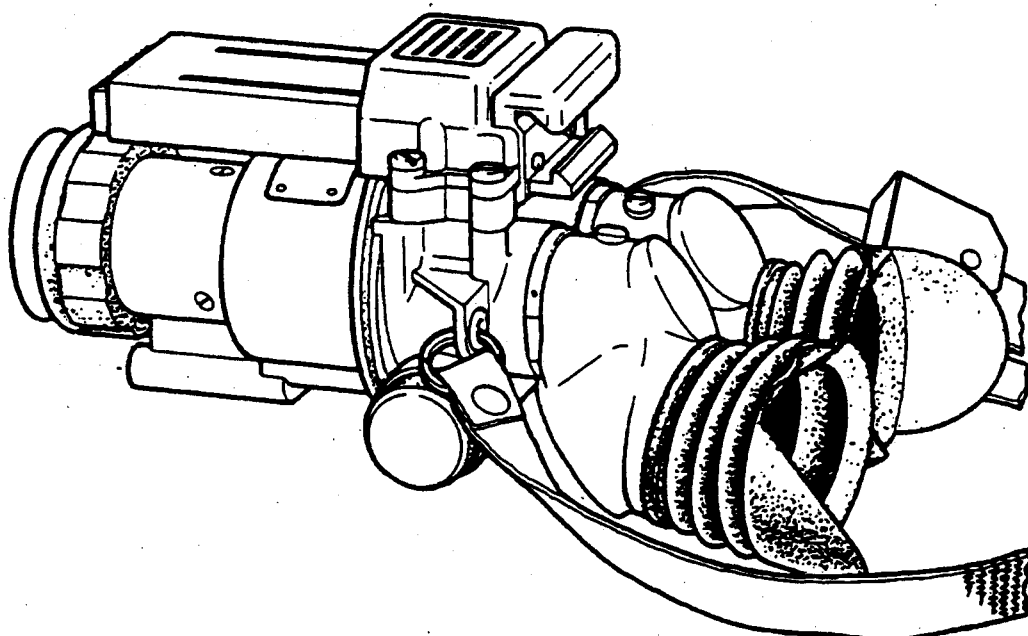
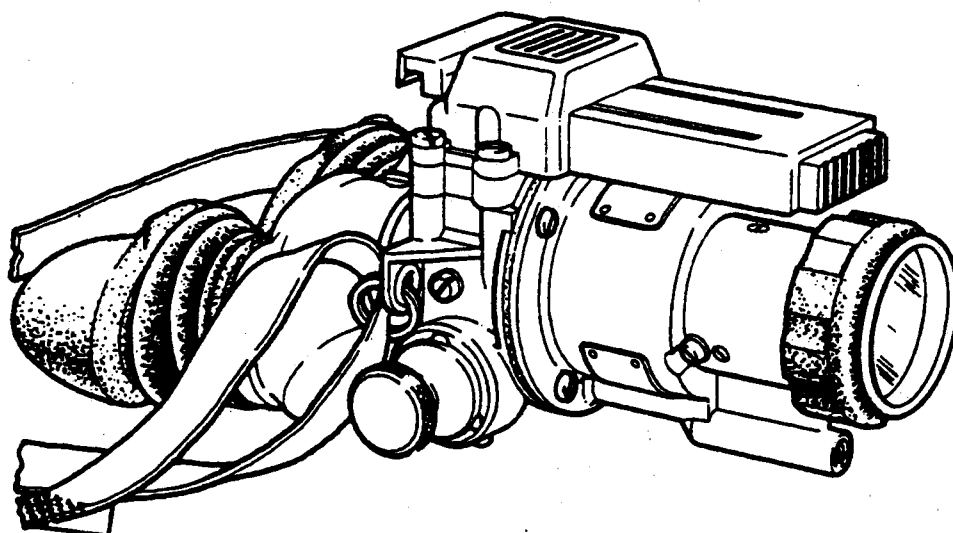
10. Any communication regarding this AESP should be made in accordance with 0100-P-011-013 to Technical Services 2, Chetwynd Barracks, Chilwell, Beeston, Nottingham, NG9 5HA.

List of Abbreviations

The following abbreviations are in accordance with the requirements of JSP187.

Each abbreviation is listed individually but may appear in the text coupled with others:- eg. ft/min, ft/sec, o/a lg, o/a dim, hex hd.

A	- Ampere	mm	- Millimetre
ac	- Alternating current	M ohms	- Megohm
A/F	- Across flats	mtg	- Mounting
Al	- Aluminium	mW	- Milliwatt
BA	- British association screw thread	nF	- Nanofarad
Be Cu	- Beryllium copper	Ni	- Nickel
BL	- Breech loading	no	- Number
BSF	- British standard fine thread	nom	- Nominal
BSW	- British standard whitworth thread	o/a	- Over-all
Cd	- Cadmium	od	- Outside diameter
contd	- Continued	pF	- Picofarad
cres	- Corrosion resistant steel	Phos	- Phosphate
csk	- Countersunk	Phos B	- Phosphor bronze
Cu	- Copper	PTFE	- Polytetrafluoroethylene
dc	- Direct current	PVC	- Polyvinyl chloride
deg	- Degree	rd	- Round
dia	- Diameter	rect	- Rectangular
dim	- Dimension	ref	- Reference
dp	- Double-pole	rh	- Right hand
dpdt	- Double-pole, double-throw	scr	- Screw
dpst	- Double-pole, single-throw	spdt	- Single-pole, double-throw
ext	- External	spst	- Single-pole, single-throw
fil	- Fillister	sq	- Square
fin	- Finish	srbf	- Synthetic resin bonded fabric (insulation)
ft	- Foot	std	- Standard
h	- High	SWG	- Standard wire gauge
hd	- Head	syn	- Synthetic
hex	- Hexagon	thd	- Thread
ht	- High tension	thk	- Thick
Hz	- Hertz	tpi	- Threads per inch
id	- Inside diameter	uF	- Microfarad
in	- Inch	uH	- Microhenry
int	- Internal	UN	- Unified series
k ohms	- Kilohm	UNC	- Unified coarse thread
kV	- Kilovolt	UNEF	- Unified extra fine thread
lg	- Long	UNF	- Unified fine thread
lh	- Left hand	n	UNS- Unified special thread
LT	- Low tension	V	- Volt
M	- Mega	w	- Width
mA	- Milliampere	W	- Watt
mat	- Material	w/	- With
max	- Maximum	w/o	- Without
Mc/s	- Megacycle per second	wkg	- Working
MHz	- Mega Hertz	Zn	- Zinc
min	- Minimum		
Mk	- Mark		



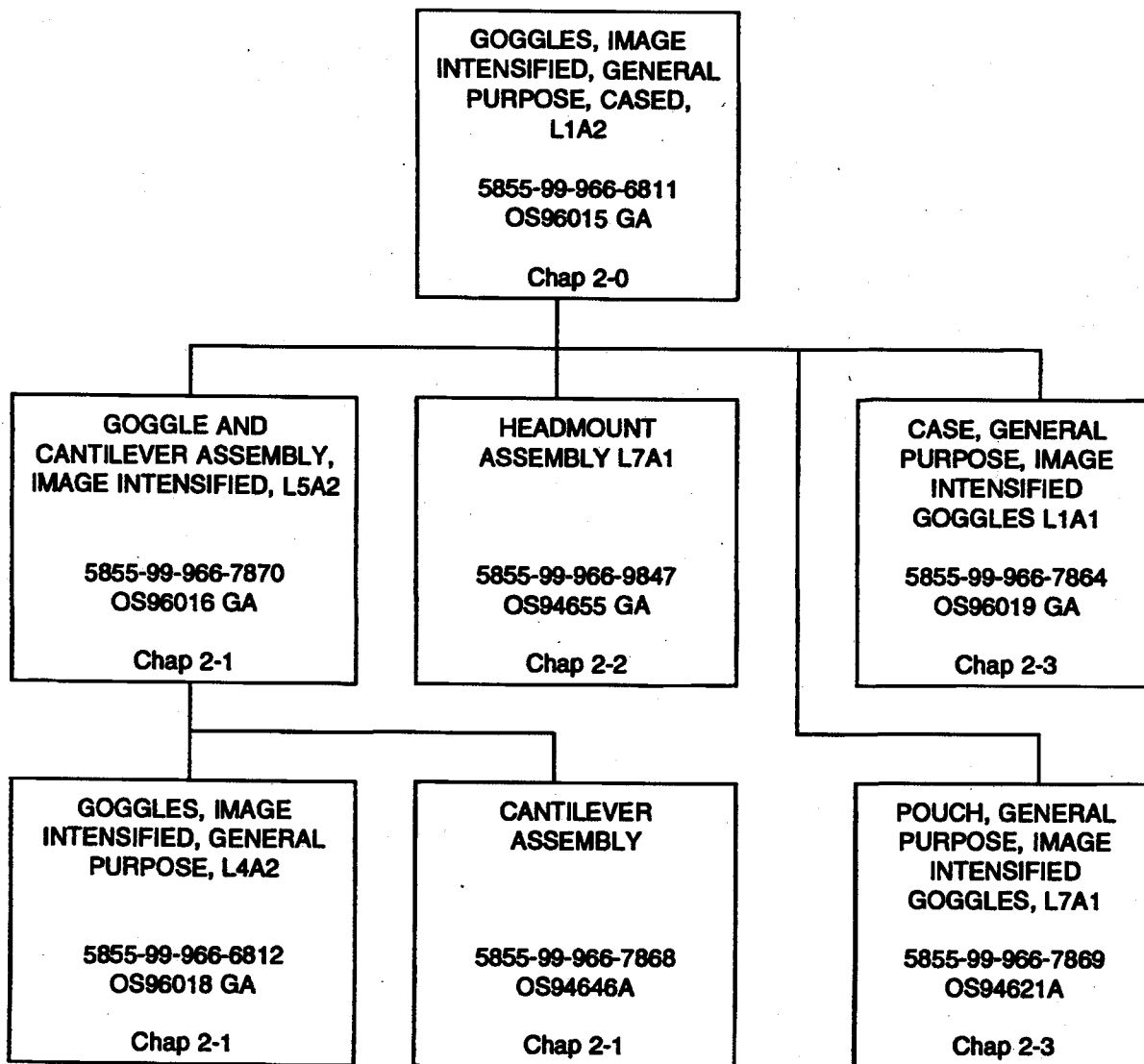
GPG/003

GOGGLES, IMAGE INTENSIFIED,
GENERAL PURPOSE, CASED, L1A2

Chapter 1

PARTS LIST

**INDEX OF MAIN ASSEMBLIES, DRAWING NUMBERS
AND ILLUSTRATIONS**



INDEX OF MAIN ASSEMBLIES AND DRAWING NUMBERS
GOGGLES, IMAGE INTENSIFIED, GENERAL PURPOSE, CASED, L1A2

<u>Index</u>	<u>Drawing No.</u>	<u>Chap</u>	<u>Page</u>
CANTILEVER ASSEMBLY	OS94646A	2-1	5
CASE, GENERAL PURPOSE, IMAGE INTENSIFIED GOGGLES L1A1	OS96019 GA	2-3	3
GOGGLES AND CANTILEVER ASSEMBLY IMAGE INTENSIFIED, L5A2	OS96016 GA	2-1	3
GOGGLES, IMAGE INTENSIFIED, GENERAL PURPOSE, CASED, L1A2	OS96015 GA	2-0	3
GOGGLES, IMAGE INTENSIFIED, GENERAL PURPOSE, L4A2	OS96018 GA	2-1	3
HEADMOUNT ASSEMBLY	OS94655 GA	2-2	3
POUCH, GENERAL PURPOSE, IMAGE INTENSIFIED GOGGLES, L7A1	OS94621A	2-3	3

INDEX OF ILLUSTRATIONS
GOGGLES, IMAGE INTENSIFIED, GENERAL PURPOSE, CASED, L1A2

<u>Item</u>	<u>Chapter</u>	<u>Figure</u>
Goggles and cantilever assembly, L5A2	2-1	1
Headmount assembly	2-2	1
Case, general purpose, image intensified goggles, L1A1	2-3	1

Chapter 2-0

PARTS LIST

GOGGLES, IMAGE INTENSIFIED, GENERAL PURPOSE, CASED, L1A2

5855-99-966-6811

Fig Item	Man Code Navy - N Army - A RAF - R		NATO Stock No.	Item Name and Description	Part No/ Drawing No.	No. Off	Annotations
	A	5Z7	5855-99-986-6811	GOGGLES, IMAGE INTENSIFIED, GENERAL PURPOSE, cased; L1A2	OS96015 GA	1	
1	A	Z7	5855-99-986-7870	. GOGGLES AND CANTILEVER ASSEMBLY, L5A2	OS96016 GA	1)
2	A	Z7	5855-99-986-8812	. . GOGGLES, IMAGE INTENSIFIED, GENERAL PURPOSE, L4A2	OS96018 GA	1) See
3	A	Z7	5855-99-986-7868	. . CANTILEVER ASSEMBLY	OS94646A	1) Chap 2-1
4	A	Z7	5855-99-986-9847	. HEADMOUNT ASSEMBLY, L7A1	OS94655 GA	1)
5	A	Z7	5855-99-986-7864	. CASE, GENERAL PURPOSE, IMAGE INTENSIFIED GOGGLES, L1A1	OS96019 GA	1) See Chap 2-2
6	A	Z7	5855-99-986-7869	. POUCH, GENERAL PURPOSE, IMAGE INTENSIFIED GOGGLES, L7A1	OS94621A	1) See
) Chap 2-3
)

Chapter 2-1

PARTS LIST

GOGGLES, AND CANTILEVER ASSEMBLY,
IMAGE INTENSIFIED, L5A2

5855-99-966-7870

UK RESTRICTED

ARMY EQUIPMENT
SUPPORT PUBLICATION

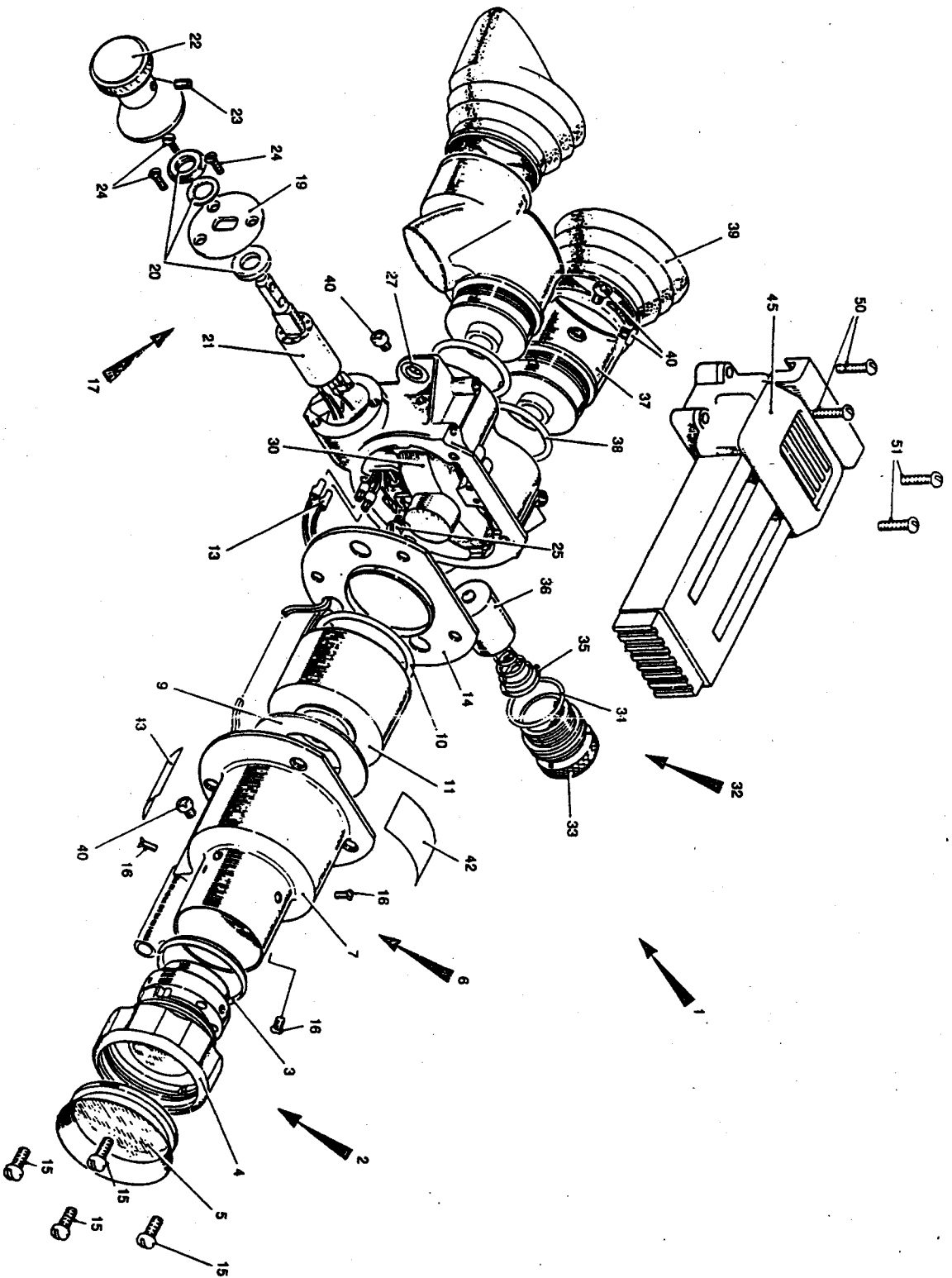


Fig 1 Goggles and cantilever assembly, L5A2

UK RESTRICTED

Fig Item	Man Code Army - N RAF - R	NATO Stock No.	Item Name and Description	Part No./ Drawing No.	No. Off	Annotations
1-	A Z	5855-99-986-7870	GOGGLES AND CANTILEVER ASSEMBLY, LS42	OS 98016GA	REF	
1	A Z	5855-99-986-4812	GOGGLES, IMAGE INTENSIFIED, GENERAL PURPOSE, LAA2	OS 98018GA	REF	
2	A Z	5855-99-986-7887	OBJECTIVE ASSEMBLY	OS 98020A	1	
3	A Z	5330-99-986-4871	... SEAL, RUBBER, SPECIAL SHAPED SECTION	OS 94527	1	
4	A Z	5855-99-986-9908	... FOCUS GRIP	OS 94635	1	
5	A Z	5855-99-986-9949	... CELL ASSEMBLY, OPTICAL INSTRUMENT	OS 98048SA	1	
6	A Z	5855-99-986-7886	... TUBE HOUSING ASSEMBLY	OS 98024A	1	
7	A Z	NP	... TUBE HOUSING	OS 98025	1	
8	A Z	5855-99-986-9855	... SUB-ASSEMBLY WIRED DIODE	OS 98394	1	
9	A Z	5855-99-986-9866	... RING, SEATING	OS 94589	1	
10	A Z	5330-99-789-9999	... RING, SEALING, TOROIDAL	903138	1	
11	A Z	5890-99-033-4506	... VALVE ELECTRONIC, IMAGE INTENSIFIER TUBE	DEF STAN 58 9090113	1	
12	A Z	5870-99-114-1886	... SLEEVE INSULATION, ELECTRICAL	CAMERON 44-1514-08	1	
13	A Z	5855-99-987-0436	... CABLE ASSEMBLY, SPECIAL PURPOSE ELECTRICAL	OS-02	1	
14	A Z	5855-99-986-9859	... TUBE, SHIM, 1.0mm tk	OS 98042	1	
14	A Z	5855-99-986-9860	... TUBE, SHIM, 1.19mm tk	OS 98043	1	
(1)	A Z	5855-99-986-9861	... TUBE, SHIM, 1.25mm tk	OS 98044	1	Select as
(2)	A Z	5855-99-986-9862	... TUBE, SHIM, 1.35mm tk	OS 98045	1	required to attain
(3)	A Z	5855-99-986-9863	... TUBE, SHIM, 1.45mm tk	OS 98046	1	correct dimension
(4)	A Z	5855-99-986-9864	... TUBE, SHIM, 1.59mm tk	OS 98047	1	
(5)	A Z	5855-99-986-9865	... TUBE, SHIM, 1.65mm tk	OS 98048	1	
(6)	A Z	5305-99-137-3940	... SCREW, MACHINE, metric, cross, pan hd, slot drive, 3mm x 6mm lg	923075	4	
(7)	A Z	5305-99-138-3912	... SCREW, MACHINE, metric, cross, slot hd, 2.5mm x 4mm lg	923083	3	

UK RESTRICTED

ARMY EQUIPMENT
SUPPORT PUBLICATION

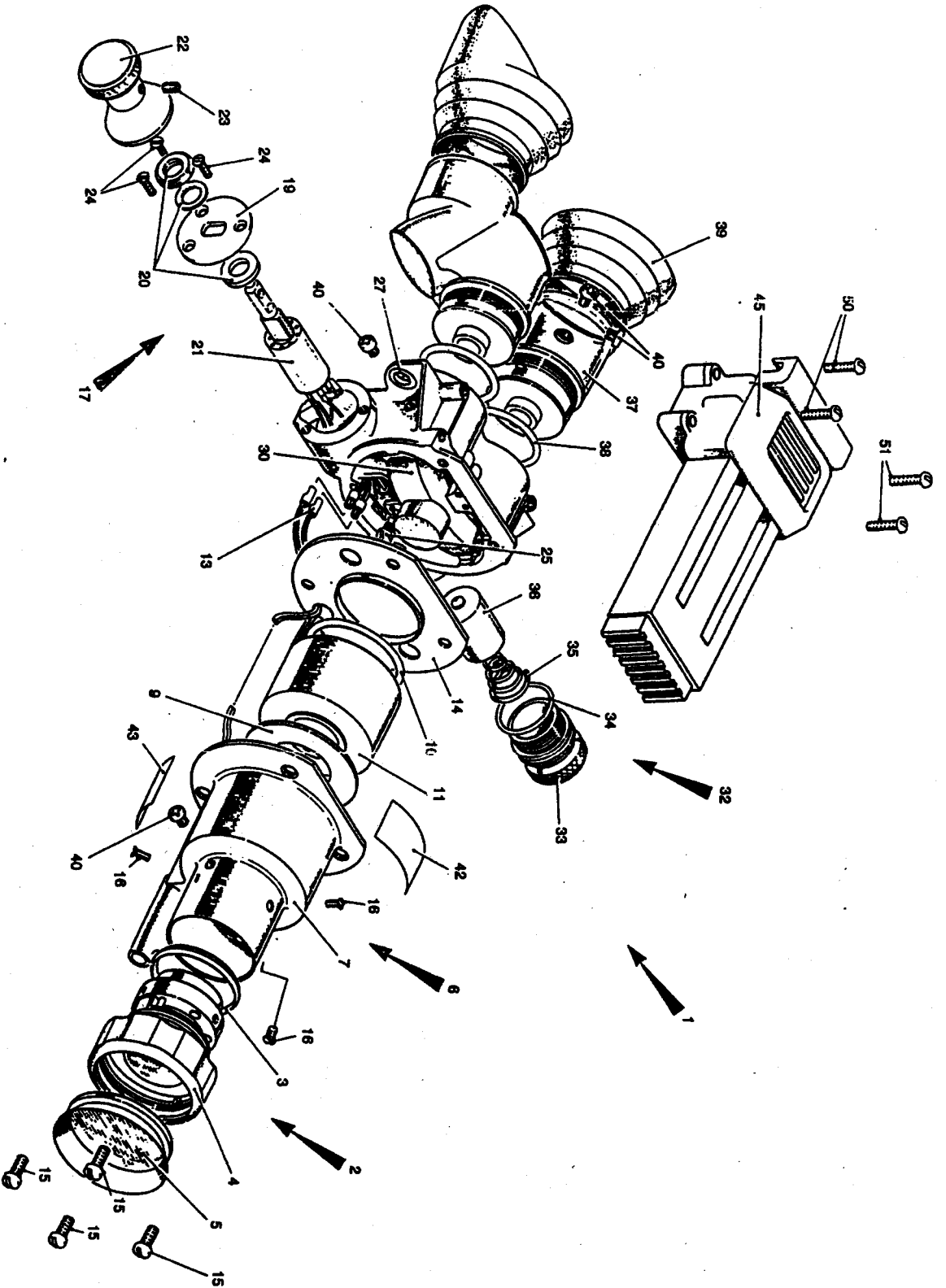


Fig 1 Goggles and cantilever assembly, L5A2

UK RESTRICTED

Fig Item	Man Code Navy - N Army - A RAF - R	NATO Stock No.	Item Name and Description	Part No/ Drawing No.	No. Off	Annotations
1-			GOGGLES AND CANTILEVER ASSEMBLY, L5A2 - contd			
			. GOGGLES IMAGE INTENSIFIED, GENERAL PURPOSE, L1A2 - contd			
17	A	Z7	5855-99-966-7863 . . . COLLIMATOR ASSEMBLY	OS 96026A	1	
NI 18		NP	. . . COLLIMATOR HOUSING SUB ASSEMBLY	OS 96030SA	1	
19	A	Z7	5855-99-967-0240 . . . SWITCH, FLANGE	OS 98849	1	
20	A	Z7	5855-99-966-9853 . . . SUB-ASSEMBLY WIRED SWITCH	OS 98391SA	1	
21	A	Z32	5830-99-137-8768 SWITCH, ROTARY	031383	1	
22	A	5Z7	5340-99-966-9874 KNOB	955010	1	
23	A	Z7	5305-99-966-9875 SCREW, GRUB	932054	2	
24	A	G1	5305-99-139-3912 SCREW, MACHINE, metric, cres, csk hd, 2.5mm x 4mm lg	928083	3	
25	A	G1	5305-99-771-7998 SCREW, MACHINE, metric, cres, slot drive, 3mm x 4mm lg	923073	1	
NI 26	A	Z7	5855-99-966-9854 TERMINAL BOARD	OS 98392	1	
27	A	G1	5325-99-417-9280 EYELET METALLIC	Tucker No 18	2	
NI 28	A	Z7	5855-99-967-1282 CONTACT, ELECTRICAL, brass, flange dia 12mm, 3mm od, 5mm lg	OS 98389	1	
NI 29	A	Z7	5855-99-967-1155 INSULATOR, WASHER, tufmol, 17mm od, 3.5mm id, 1.5mm thk	OS 94563	1	
30		NP	. . . COLLIMATOR LENSES WIRED SUB-ASSEMBLY	OS 96027SA	1	
NI 31	A	Z42	5961-01-062-0005 LIGHT EMITTING DIODE	OS 96029	1	
32		NP	. . . BATTERY CAP ASSEMBLY	048113	1	
33	A	Z7	5855-99-966-9867 . . . CAP BATTERY	OS 96039	1	
34	A	LV6/MT1	5330-99-828-9702 . . . RING, SEALING, TOROIDAL	903156	1	
35	A	Z7	5360-99-966-9870 . . . SPRING, HELICAL, COMPRESSION	OS 94607	1	
36	A	Y3 BAT	. . . BATTERY, NONRECHARGEABLE, 3V; 39 to 40mm lg; 17.15 to 17.5mm dia; 250mA fuse protected	480010	1	
37	A	Z7	5855-99-966-7865 . . . EYEPIECE ASSEMBLY, OPTICAL INSTRUMENT	OS 96033A	2	
38	A	Z7	5330-99-967-1128 . . . RING, SEALING, TOROIDAL	OS 100348	2	
39	A	Z7	5855-99-966-9869 . . . EYESHIELD, OPTICAL INSTRUMENT	OS 94654	2	
40	A	Z7	5855-99-966-9858 . . . PURGING SCREW	OS 94636	4	
NI 41	A	LV6/MT1	5330-99-817-3699 . . . WASHER, COMPOSITE	902013	4	
42	A	Z7	9905-99-967-0238 . . . PLATE, IDENTIFICATION	OS 98017	1	
43	A	Y1	9905-99-943-8292 . . . MOD RECORD LABEL	910145	1	
NI 44	A	5Z7	5855-99-660-2746 . . . POUCH, FILTER, GOGGLE, assembly comprising of pouch and neck strap	046477	1	
45	A	Z7	5855-99-966-7868 . . . CANTILEVER ASSEMBLY	OS 94646A	REF	
NI 46	A	G1	5360-99-967-1828 . . . SPRING, HELICAL, COMPRESSION, steel, plated, 6.35mm lg	LC-020B-1	2	
NI 47	A	G1	5360-99-967-1829 . . . SPRING, HELICAL, COMPRESSION, steel, 7 coils, 12.7mm free lg	Entex No 9	2	
NI 48	A	G1	5315-99-781-0509 . . . PIN, GROOVED, HEADLESS, cres, 1.0mm od, 10mm lg	G02	2	
NI 49	A	G1	5310-99-624-3129 . . . NUT, PLAIN, HEXAGON, cres, 2.5mm bolt size	BS 3692	4	
50	A	G1	5305-99-771-7997 . . . SCREW, MACHINE, metric, pan hd, slot drive, 3mm x 16mm lg	923079	4	

Chapter 2-2

PARTS LIST

CASE, GENERAL PURPOSE IMAGE

INTENSIFIED GOGGLES, L1A1

5855-99-966-7864

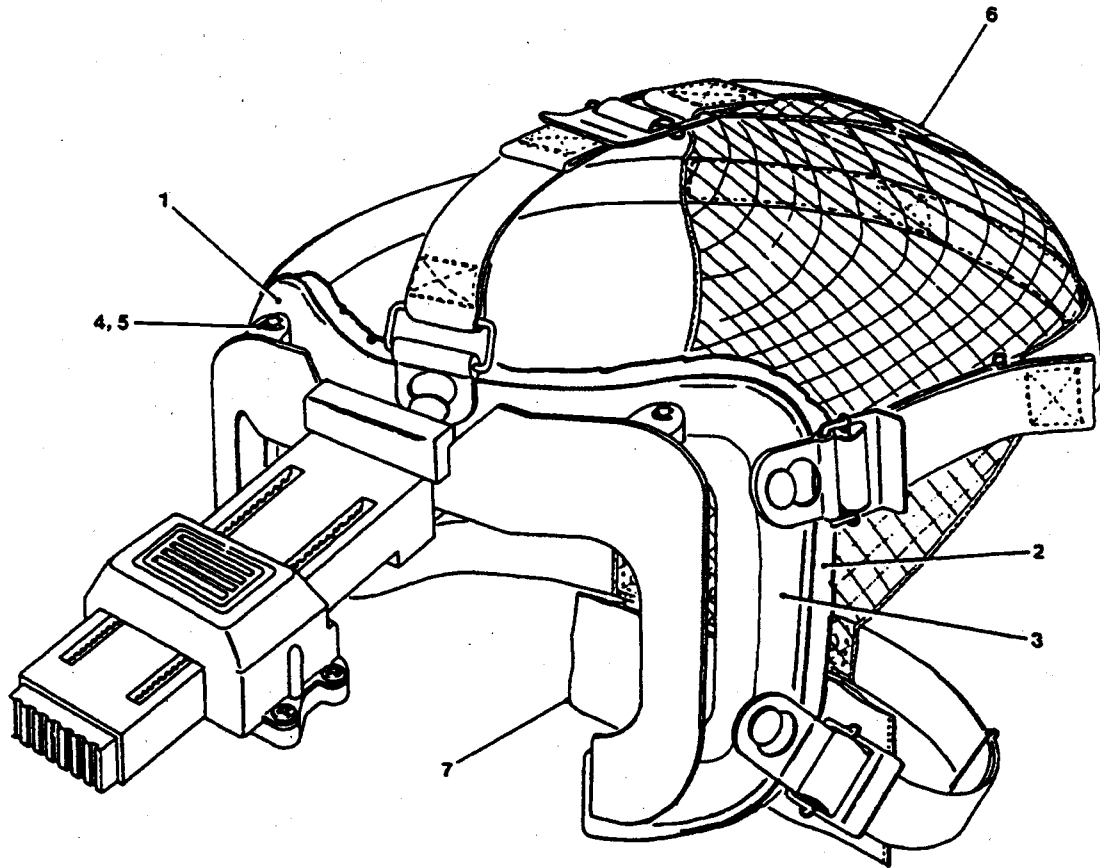


Fig 1 Headmount assembly

Fig Item	Man Code Navy - N Army - A RAF - R	NATO Stock No.	Item Name and Description	Part No./ Drawing No.	No. Off	Annotations
1-	A Z7	5855-99-966-9847	HEADMOUNT ASSEMBLY, L1A1	OS 94655GA	REF	
1	A Z7	5855-99-966-9850	. FACEFRAME ASSEMBLY	OS 94647A	1	
2	A Z7	5855-99-966-9856	. . PAD, CUSHIONING	OS 94666	1	
3	A Z7	5855-99-967-1156	. . FACE PAD, nylon, black, 1.5mm thk	OS 94652	1	
4	A Z7	5315-99-967-1157	. . PIN, GROOVED, HEADLESS, cres, 3mm dia, 27.5mm lg	OS 94661	2	
5	A G1	5365-99-642-4579	. . RING, RETAINING, 3mm shaft dia	7133-023	6	
6	A Z7	5855-99-966-9851	. SKULL CAP ASSEMBLY	OS 94653A	1	
7	A Z7	5855-99-966-9857	. COUNTER BALANCE WEIGHT	OS 94660	1	

Chapter 2-3

PARTS LIST

CASE, GENERAL PURPOSE IMAGE

INTENSIFIED GOGGLES, L1A1

5855-99-966-7864

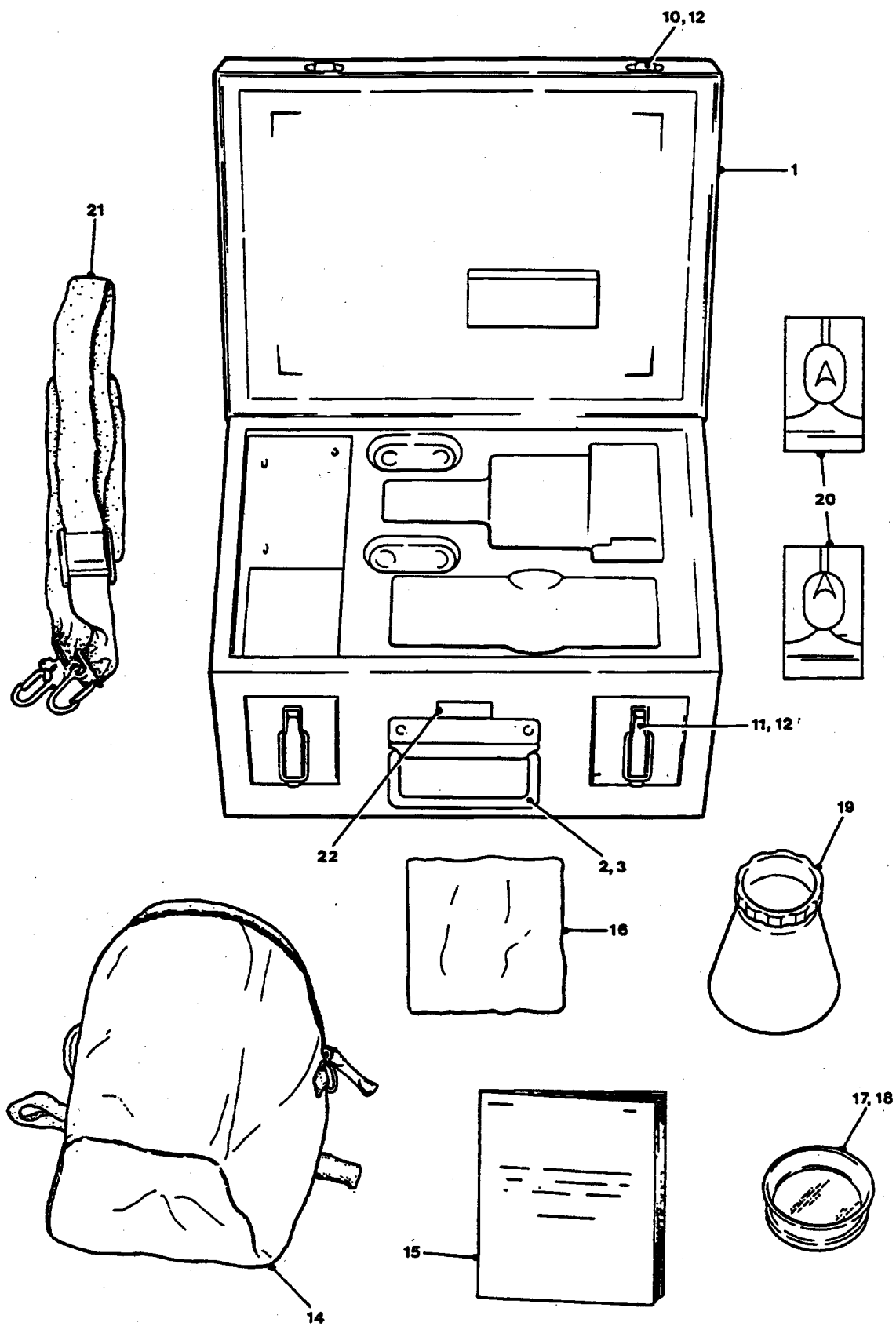


Fig 1 Case, general purpose image intensified goggles, L1A1

Fig Item	Man Code Navy - N Army - A RAF - R	NATO Stock No.	Item Name and Description	Part No./ Drawing No.	No. Off	Annotations
1-	A Z7	5855-99-966-7864	CASE, GENERAL PURPOSE IMAGE INTENSIFIED GOGGLES, L1A1	OS 96019GA	REF	
1		NP	. CASE	OS 94686A	1	
2	A Z22	5340-99-624-5305	. . HANDLE, BAIL	94-120	1	
3	A G1	5320-99-139-2747	. . RIVET, SOLID, A1, 3/16in. od, 15/32in. lg	BS 461	4	
NI 4	A Z7	5855-99-967-1280	. . FOOT, PARKING	OS 96555	4	
NI 5	A G1	5310-99-135-1533	. . WASHER, FLAT, No. 10 UNF bolt size	BS 3410	4	
NI 6	A G1	5305-99-135-4574	. . SCREW, MACHINE, No. 10 UNF, pan hd, 5.8in. lg	BS 1981	4	
NI 7	A G1	5310-99-941-2419	. . NUT, PLAIN, HEXAGON, steel, zinc plated, No. 10 UNF bolt size	BS 1981	4	
NI 8	A Z7	5855-99-967-1158	. . HINGE, Al alloy, 38mm w, 228mm lg	OS 96557	1	
NI 9	A G1	5320-99-781-0510	. . RIVET, SOLID, A1, 3.16in. od, 13.32in. lg	BS 461	10	
10	A Z3	5340-99-618-1707	. . CATCH PLATE	01-507	2	
11	A G1	5340-99-117-6712	. . CATCH TOGGLE LEVER	25-507	2	
12	A G1	5320-99-977-8245	. . RIVET, SOLID, A1, 5.32in. od, 15.32in. lg	BS 461	8	
NI 13	A Z7	5855-99-967-1159	. . SPACER, Al alloy, 14mm od, 4mm id, 3.20mm thk	OS 96556	4	
14	A Z7	5855-99-966-7869	POUCH, GENERAL PURPOSE IMAGE INTENSIFIED GOGGLES, L7A1	OS 94621A	REF	
15			HANDBOOK, USER, AESP 5855-G-100- 201		1	
16	A V5	6640-99-224-7490	LENS CLEANING CLOTH	910453	1	
17	A Z7	5855-99-966-9849	CELL ASSEMBLY, OPTICAL INSTRUMENT	OS 96049SA	1	
18	A Z7	5855-99-967-1281	. FILTER, LIGHT ABSORBING, OPTICAL INSTRUMENT	OS 98842	1	
19	A Z7	5855-99-966-9872	HOOD, LENS	OS 98843	1	
20	A Z7	5855-99-966-9873	TISSUE, DEMISTING	910548	2	
21	A Z7	5855-99-966-9848	STRAP ASSEMBLY, SHOULDER	OS 98840SA	1	
22	A Z7	5855-99-967-0239	PLATE, IDENTIFICATION	OS 96561	1	
NI 23	A Y3 BAT	6135-99-774-5711	BATTERY, NONRECHARGEABLE, 3V; 39 to 40mm lg; 17.15 to 17.5mm dia; 250mA fuse protected	480010	4	



Chapter 3

INDEX OF NATO STOCK NUMBERS

INDEX OF NATO STOCK NUMBERS

NATO Stock No.	Chapter, Page and Item No.	NATO Stock No.	Chapter, Page and Item No.	NATO Stock No.	Chapter, Page and Item No.
5961-01-062-0005	2-1/5-31	5855-99-966-9847	2-2/3-		
5960-99-039-4508	2-1/3-11	5855-99-966-9848	2-3/3-21		
5970-99-114-1988	2-1/3-12	5855-99-966-9849	2-1/3-5		
5340-99-117-6712	2-3/3-11	5855-99-966-9849	2-3/3-17		
5310-99-135-1533	2-3/3-5	5855-99-966-9850	2-2/3-1		
5305-99-135-4574	2-3/3-6	5855-99-966-9851	2-2/3-6		
5305-99-137-3340	2-1/3-15	5855-99-966-9853	2-1/5-20		
5930-99-137-8768	2-1/5-21	5855-99-966-9854	2-1/5-26		
5320-99-139-2747	2-3/3-3	5855-99-966-9855	2-1/3-8		
5305-99-139-3912	2-1/3-16	5855-99-966-9856	2-2/3-2		
5305-99-139-3912	2-1/5-24	5855-99-966-9857	2-2/3-7		
6640-99-224-7490	2-3/3-16	5855-99-966-9858	2-1/5-40		
5325-99-417-9280	2-1/5-27	5855-99-966-9859	2-1/3-14		
5340-99-618-1707	2-3/3-10	5855-99-966-9860	2-1/3-14		
5310-99-624-3129	2-1/5-49	5855-99-966-9861	2-1/3-14		
5340-99-624-5305	2-3/3-2	5855-99-966-9862	2-1/3-14		
5365-99-642-4579	2-2/3-5	5855-99-966-9863	2-1/3-14		
5855-99-680-2746	2-1/5-44	5855-99-966-9864	2-1/3-14		
5330-99-769-6999	2-1/3-10	5855-99-966-9865	2-1/3-14		
5305-99-771-7997	2-1/5-50	5855-99-966-9866	2-1/3-9		
5305-99-771-7998	2-1/5-25	5855-99-966-9867	2-1/5-33		
6135-99-774-5711	2-1/5-36	5855-99-966-9868	2-1/3-4		
6135-99-774-5711	2-3/3-23	5855-99-966-9869	2-1/5-39		
5315-99-781-0509	2-1/5-48	5360-99-966-9870	2-1/5-35		
5320-99-781-0510	2-3/5-9	5330-99-966-9871	2-1/3-3		
5330-99-817-3689	2-1/5-41	5855-99-966-9872	2-3/3-19		
5330-99-828-9702	2-1/5-34	5855-99-966-9873	2-3/3-20		
5310-99-941-2419	2-3/3-7	5340-99-966-9874	2-1/5-22		
9905-99-943-8292	2-1/5-43	5305-99-966-9875	2-1/5-23		
5855-99-966-6811	2-0/3-	9905-99-967-0238	2-1/5-42		
5855-99-966-6812	2-0/3-2	5855-99-967-0239	2-3/3-22		
5855-99-966-6812	2-1/3-1	5855-99-967-0240	2-1/5-19		
5855-99-966-7863	2-1/5-17	5855-99-967-0438	2-1/3-13		
5855-99-966-7864	2-0/3-5	5330-99-967-1128	2-1/5-38		
5855-99-966-7864	2-3/3-	5855-99-967-1155	2-1/5-29		
5855-99-966-7865	2-1/5-37	5855-99-967-1156	2-2/3-3		
5855-99-966-7866	2-1/3-6	5315-99-967-1157	2-2/3-4		
5855-99-966-7867	2-1/3-2	5855-99-967-1158	2-3/3-8		
5855-99-966-7868	2-0/3-3	5855-99-967-1159	2-3/3-13		
5855-99-966-7868	2-1/5-45	5855-99-967-1280	2-3/3-4		
5855-99-966-7869	2-0/3-6	5855-99-967-1281	2-3/3-18		
5855-99-966-7869	2-3/3-14	5855-99-967-1282	2-1/5-28		
5855-99-966-7870	2-0/3-1	5360-99-967-1828	2-1/5-46		
5855-99-966-7870	2-1/1-	5360-99-967-1829	2-1/5-47		
5855-99-966-9847	2-0/3-4	5320-99-977-8245	2-3/3-12		

Chapter 4

INDEX OF PART NUMBERS/DRAWING NUMBERS



INDEX OF PART NUMBERS/DRAWING NUMBERS

Part No./ Drawing No.	Chapter, Page and Item No.	Part No./ Drawing No.	Chapter, Page and Item No.	Part No./ Drawing No.	Chapter, Page and Item No.
CAMBION 44-1514- 08-03-02	2-1/3-13	OS 96030SA	2-1/5-18	955010	2-1/5-22
Entex No. 9	2-1/5-48	OS 96033A	2-1/5-37		
G02	2-1/5-49	OS 96039	2-1/5-33		
LC-020B-1	2-1/5-47	OS 96042	2-1/3-14		
Tucker No.18	2-1/5-27	OS 96043	2-1/3-14		
OS 100348	2-1/5-38	OS 96044	2-1/3-14		
OS 94563	2-1/3-29	OS 96045	2-1/3-14		
OS 94587	2-1/3-3	OS 96046	2-1/3-14		
OS 94589	2-1/3-9	OS 96047	2-1/3-14		
OS 94607	2-1/5-35	OS 96048	2-1/3-14		
OS 94621A	2-0/3-6	OS 96049SA	2-1/3-5		
OS 94621A	2-3/3-14	OS 96049SA	2-3/3-17		
OS 94635	2-1/3-4	OS 96555	2-3/3-4		
OS 94636	2-1/5-40	OS 96556	2-3/3-13		
OS 94646A	2-0/3-3	OS 96557	2-3/3-8		
OS 94646A	2-1/5-46	OS 96561	2-3/3-22		
OS 94647A	2-2/3-1	OS 98389	2-1/5-28		
OS 94652	2-2/3-3	OS 98391SA	2-1/5-20		
OS 94653A	2-2/3-6	OS 98392	2-1/5-26		
OS 94654	2-1/5-39	OS 98394	2-1/3-8		
OS 94655GA	2-0/3-4	OS 98840SA	2-3/3-21		
OS 94655GA	2-2/3-1-	OS 98842	2-3/3-18		
OS 94660	2-2/3-7	OS 98843	2-3/3-19		
OS 94661	2-2/3-4	OS 98849	2-1/5-19		
OS 94666	2-2/3-2	01-507	2-3/3-10		
OS 94686A	2-2/3-1	031383	2-1/5-21		
OS 96015GA	2-0/3	046477	2-1/5-44		
OS 96016GA	2-0/3-1	048113	2-1/5-32		
OS 96016GA	2-1/3-	25-507	2-3/3-11		
OS 96017	2-1/5-42	480010	2-1/5-36		
OS 96018GA	2-0/3-2	480010	2-3/3-23		
OS 96018GA	2-1/3-1	7133-023	2-2/3-5		
OS 96019GA	2-0/3-5	902013	2-1/5-41		
OS 96019GA	2-3/3-1-	903136	2-1/3-10		
OS 96020A	2-1/3-2	903156	2-1/5-34		
OS 96024A	2-1/3-6	910145	2-1/5-43		
OS 96025	2-1/3-7	910453	2-3/3-16		
OS 96026A	2-1/5-17	910548	2-3/3-20		
OS 96027SA	2-1/5-30	923073	2-1/5-25		
OS 96029	2-1/5-31	923076	2-1/3-15		
		923079	2-1/5-51		
		928083	2-1/3-16		
		928083	2-1/5-24		
		932054	2-1/5-23		
		94-120	2-3/3-2		



FOR OFFICIAL USE ONLY
CROWN COPYRIGHT RESERVED

CONDITIONS OF RELEASE

- 1 This information is released by the UK Government for Defence purposes only.
- 2 This information must be accorded the same degree of security protection as that accorded thereto by the UK Government.
- 3 This information may be disclosed only within the Defence Department of the recipient Government, except as otherwise authorized by the Ministry of Defence (Army).
- 4 This information may be subject to privately owned rights.

**GOGGLES,
IMAGE INTENSIFIED, GENERAL PURPOSE,
CASED, L1A2**

**COMPLETE EQUIPMENT SCHEDULE
SERVICE EDITION
SIMPLE EQUIPMENT**

**REPRINTED INCORPORATING AMDT 1
BY COMMAND OF THE DEFENCE COUNCIL**

Ministry of Defence
Issued by
**ARMY TECHNICAL SUPPORT AGENCY
DIRECTORATE OF TECHNICAL SERVICES**

AMENDMENT RECORD

Amdt No.	Incorporated By (Signature)	Date
1	[REDACTED]	29/10/02
2		
3		
4		
5		
6		
7		
8		
9		
10		
11		
12		
13		
14		
15		
16		
17		
18		
19		
20		
21		
22		
23		
24		
25		
26		
27		
28		
29		
30		
31		

Amdt No.	Incorporated By (Signature)	Date
32		
33		
34		
35		
36		
37		
38		
39		
40		
41		
42		
43		
44		
45		
46		
47		
48		
49		
50		
51		
52		
53		
54		
55		
56		
57		
58		
59		
60		
61		
62		



CONTENTS

PRELIMINARY MATERIAL

	Page
Front cover (title page)	(i) / (ii)
Conditions of release	(i) / (ii)
Amendment record	(iii) / (iv)
Contents (this list)	(v)
Preface	(vi)
Related and associated publications	(vii)
Comments on AESP (Form 10)	(Penultimate leaf)
AESP Customer registration form	(Final leaf)

COMPLETE EQUIPMENT SCHEDULE (SERVICE) INFORMATION

Chapter

- 1 General Information - Not Issued
- 2 CES - Goggles, Image Intensified, General Purpose Cased, L1A2
- 2-1 Goggles, Image Intensified, General Purpose, L1A2
- 2-2 Test Equipment, General Purpose Night Vision Goggles
- 3 Indexes Not Issued

PREFACE**Sponsor: ES32e (3)****Publication Agency: Army Technical Support Agency****File Ref: 762/41/3****Production Branch: N/K****Introduction**

1 Any comments by service users on this publication should be forwarded through the channels prescribed in AESP 0100-P-011-013. An AESP Form 10 is provided at the end of this publication; it should be photocopied and used for forwarding comments on this AESP.

2 Service users must register their requirements on the AESP Form 1(M) attached to this document. Failure to do so will result in the user not receiving the automatic issue of future amendments or additions. The Form 1(M) should be completed and returned to ATSA as shown on the form.

3 AESPs are issued under Defence Council authority and where AESPs specify action to be taken, the AESP will of itself be sufficient authority for such action and also for the demanding of the necessary stores, subject to the provisions of Para 4 below.

4 The subject matter of this publication may be affected by Defence Council Instructions (DCIs), Standard Operating Procedures (SOPs) or by local regulations. When any such Instruction, Order or regulation contradicts any portion of this publication it is to be taken as the overriding authority.

Instructions for use by units

5 Detailed instructions for use by Units are given in Materiel Regulations for the Army Vol 1 Pam 1.

Initial issues by RLC

6 Initial Issues by RLC as detailed below:

6.1 One copy of the CES will be attached to the Units copy of the issue voucher and one further copy accompany every equipment.

6.2 Deficiencies (if any) will be entered on the covering issue voucher by reference to the Serial Number of the items listed in the simple CES.

6.3 'To follow' vouchers will not be created.

6.4 All items listed in the CES can be issued separately. If any listed herein becomes unserviceable it should be extracted and exchanged and the equipment retained pending receipt. Transfers between equipment holders should normally be complete to CES.

In lieu items

7 Authorised 'in lieu' items held against this CES will not be replaced until such time as they are no longer serviceable. When replacement becomes necessary the correct item, as listed in the CES, will be demanded.

General notes

8 Certain items may be annotated as follows:

8.1 (E) - Expendable stores, consumable stores and material, 'NON LEDGER' spare parts of minor value.

8.2 (X) - ESSENTIAL ITEMS without which the RLC will not issue the equipment.

8.3 (*) - This star indicates the accountability classification of the item.

8.4 (NI) - (Not Illustrated) when appearing with a number in the 'Fig Item' column indicates that the item is not illustrated.

8.5 (NIV) - (Not in Vocabulary) Indicates that the item is not available within the Stores System.

Amendments

9 Amendments to the catalogue will be published as and when necessary. These will be numbered consecutively, and the Amendment record sheet is to be completed for each amendment list embodied. New or amended material will be highlighted by side lining to show the extent of the amendment.

Indentations

10 Items are listed in a logical assembly/disassembly order and are indented by the 'dot system' in which each 'Dot' depicts the relationship of the item to the assembly.

MAIN ASSEMBLY.

Attaching parts for main assembly.

FIRST LEVEL OF BREAKDOWN (Sub-assembly or part of main assembly).

Attaching parts for first level.

SECOND LEVEL OF BREAKDOWN (Sub-sub-assembly or detail part of Sub-assembly).

Attaching parts for second level.

Description

11 The item Description and Annotation Block is also to convey additional information to the CES user, which will appear in brackets ie related location detail, eg another AESP or Chapter/Item within this AESP.

RELATED AND ASSOCIATED PUBLICATIONS

Related publications

12 The octad for the subject equipment consists of the publications shown in Table 1. All references are prefixed with the first eight digits of this publication. The availability of the publications can be checked by reference to the relevant Group Index (see AESP 0100-A-001-013).

Associated publications

13	<u>Reference</u>	<u>Title</u>
	Nil	

TABLE 1 CATEGORIES AND INFORMATION LEVELS

Category/Sub-category			Information Level			
			1 User/operator	2 Unit Maintenance	3 Field Maintenance	4 Base Maintenance
1	0	Purpose and Planning Information	101	*	*	*
	1	Equipment Support Policy Directives	*	*	*	*
	2	Purpose and Planning Information, Medical and Dental	*	*	*	*
2	0	Operating Information	201	*	*	*
	1	Aide Memoire	*	*	*	*
	2	Training Aids	*	*	*	*
3		Technical Description	201	*	*	302
4	1	Installation Instructions	*	*	*	*
	2	Preparation for Special Environments	*	*	*	*
5	1	Failure Diagnosis	201	*	*	513
	2	Repair Instructions	201	*	*	523
	3	Inspection Standards	*	*	*	*
	4	Calibration Procedures	*	*	*	*
6		Maintenance Schedules	*	*	*	*
7	1	Illustrated Parts Catalogues	711	*	*	*
	2	Commercial Parts Lists	*	*	*	*
	3	Complete Equipment Schedule, Production Edition	*	*	*	*
	4	Complete Equipment Schedule, Service Edition (Simple Equipment)	741	741	741	741
	5	Complete Equipment Schedule, Service Edition (Complex Equipment)	*	*	*	*
8	1	Modification Instructions	*	*	*	*
	2	General Instructions, Special Technical Instructions and Servicing Instructions	*	*	*	*
	3	Service Engineered Modification Instructions (RAF only)	*	*	*	*

* Category/Sub-category not published

CHAPTER 2-0

**COMPLETE EQUIPMENT SCHEDULES (SERVICE)
SIMPLE EQUIPMENT**

**GOGGLES,IMAGE INTENSIFIED,GENERAL
PURPOSE CASED,L1A2**

CONTENTS

Chapter

- | | |
|------------|--|
| 2-1 | Goggles,Image Intensified,General Purpose,L1A2 |
| 2-2 | Test Equipment,General Purpose Night Vision Goggles |

PAGE LEFT INTENTIONALLY BLANK

CES

Fig. No Item No	Army DMC NSCM NSN Part Number	Item Description and Annotations	NoOff DofQ	Quantity on Issue
1 NI 0	NIV	GOGGLES,IMAGE INTENSIFIED,GENERAL PURPOSE,CASED,L1A2	REF EA	
NI 1	5Z7 5855-99-966-6811 U1515 OS96015GA	GOGGLES,IMAGE INTENSIFIED,GENERAL PURPOSE; CASED; L1A2 (See Chap 2-1)	REF EA	
NI 2	5Z7 5855-99-832-7984 K2515 AESP5855-G-100-741	TEST EQUIPMENT,GENERAL PURPOSE NIGHT VISION GOGGLES (See Chap 2-2)	REF EA	

CHAPTER 2-1

**COMPLETE EQUIPMENT SCHEDULES (SERVICE)
SIMPLE EQUIPMENT**

**GOGGLES,IMAGE INTENSIFIED,GENERAL
PURPOSE,L1A2**

CONTENTS

Chapter

2-1	Goggles,Image Intensified,General Purpose,L1A2
2-1-1	Main Items
2-1-2	Tools-Not Issued
2-1-3	Spares-Not Issued
2-1-4	Literature

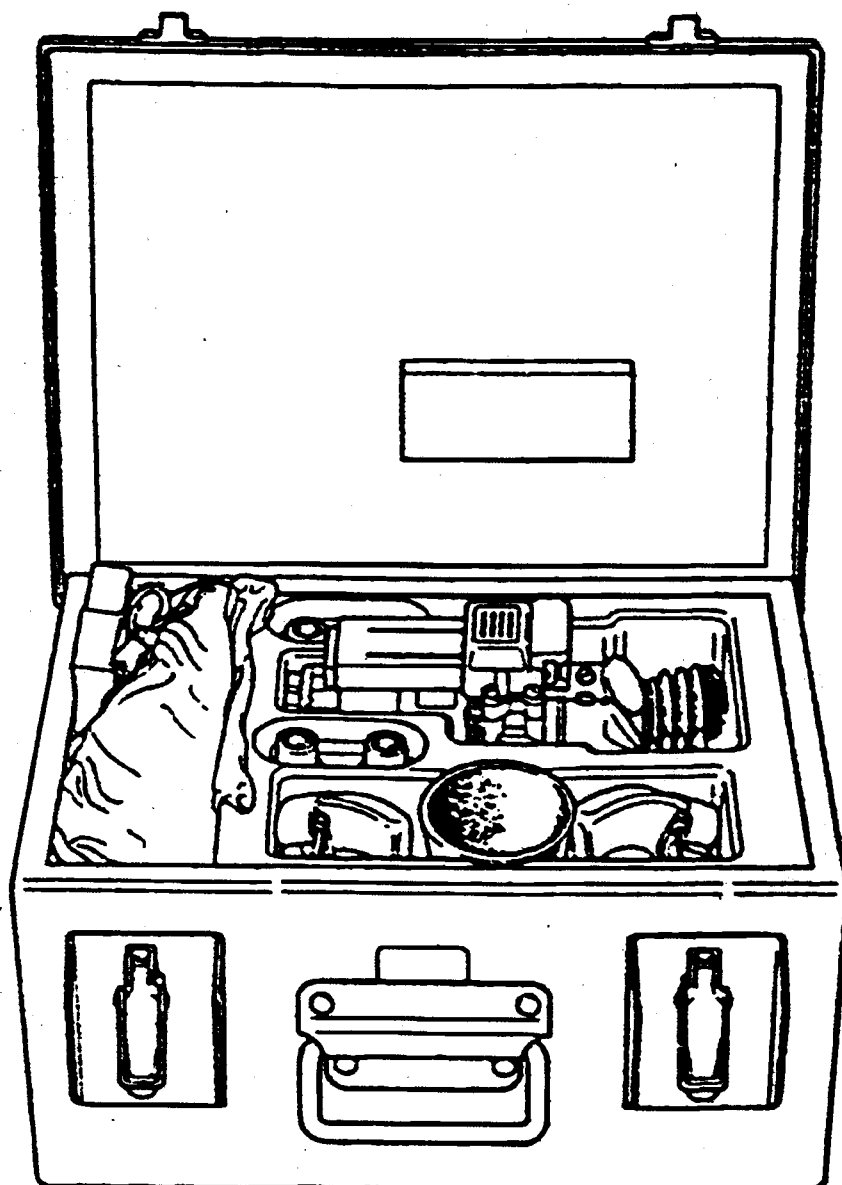


Fig. 1 Goggles, Image Intensified, General Purpose,
Cased, L1A2

CES

Fig. No Item No	Army DMC NSCM	NSN Part Number	Item Description and Annotations	NoOff DofQ	Quantity on Issue
1					
0		NIV	GOGGLES, IMAGE INTENSIFIED, GENERAL PURPOSE, CASED, L1A2	1 EA	
NI 1	Y3BAT K0832	6135-99-774-5711 BAT SPEC 192	BATTERY NONRECHARGEABLE; 2.7 V; 2 FLAT SURFACE TERMINALS; 16.5-17.1MM OD; 32.62-33.54MM O/A LG; CYLINDRICAL SHAPE	2 EA	
NI 2		NIV	. MAIN ITEMS (See Chap 2-1-1)	REF EA	
NI 3		NIV	. TOOLS (Not Issued)	REF EA	
NI 4		NIV	. SPARES (Not Issued)	REF EA	
NI 5		NIV	. LITERATURE (See Chap 2-1-4)	REF EA	

CHAPTER 2-1-1
COMPLETE EQUIPMENT SCHEDULES (SERVICE)
SIMPLE EQUIPMENT
MAIN ITEMS

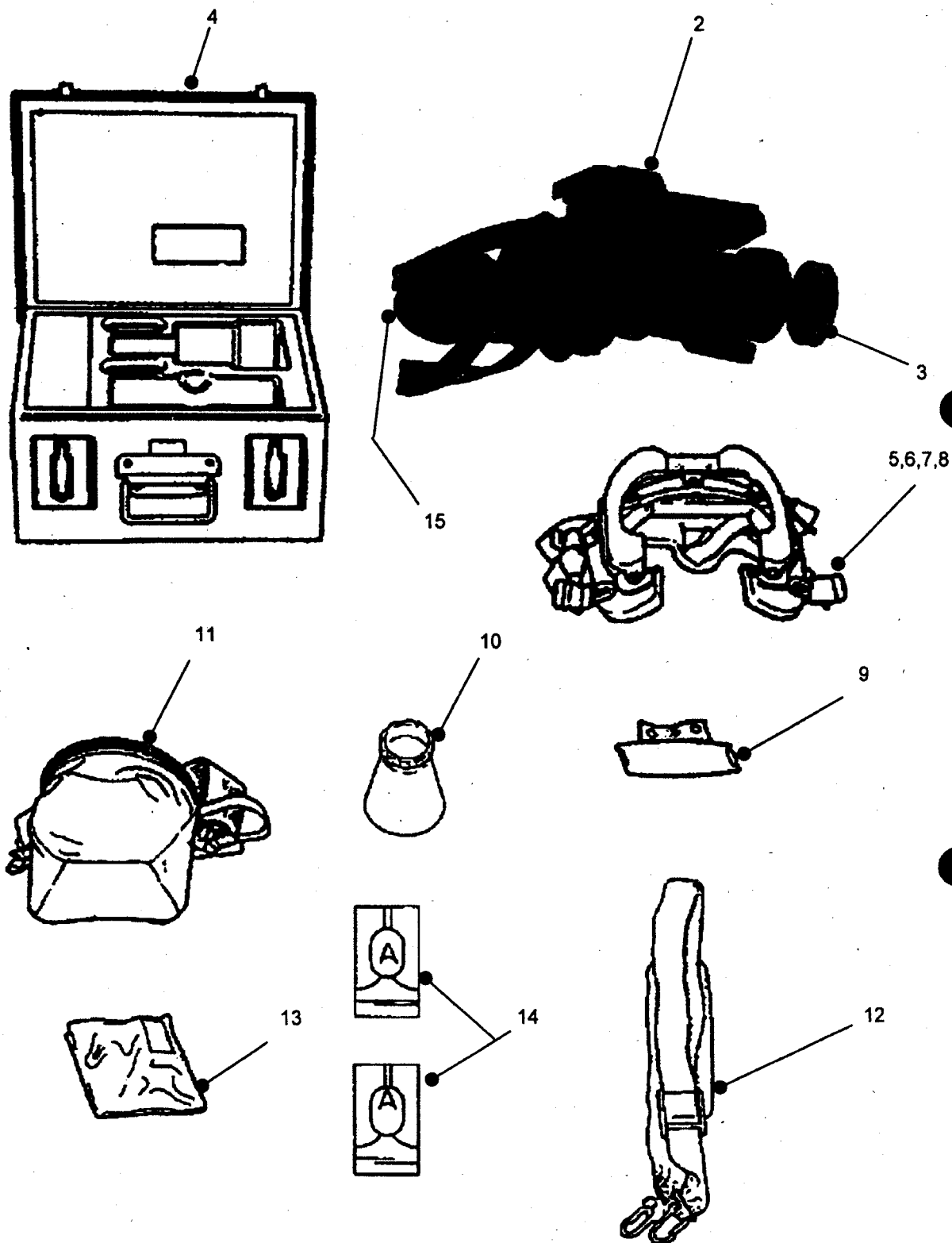


Fig. 1 (Sheet 1 of 2) MAIN ITEMS

CES

Fig. No Item No	DMC NSCM	Army NSN Part Number	Item Description and Annotations	NoOff DofQ	Quantity on Issue
1 NI 0		NIV	MAIN ITEMS	REF EA	
NI 1	5Z7 U1515	5855-99-282-1770 OS96018GA/OS96019 GA	GOGGLES,IMAGE INTENSIFIED,GENERAL PURPOSE (X) (*)	1 EA	
2	5Z7 U1515	5855-99-966-6812 OS96018GA	GOGGLES,IMAGE INTENSIFIED,GENERAL PURPOSE (*)	1 EA	
3	5Z7 U1515	5855-99-966-9849 OS96049SA	CELL ASSEMBLY,OPTICAL INSTRUMENTS (NEUTRAL DENSITY FILTER) (X) (*)	1 EA	
4	5Z7 U1515	5855-99-966-7864 OS96019GA	CASE	1 EA	
5	5Z7 U1515	5855-99-966-9847 OS94655SA	HEADMOUNT ASSEMBLY (X)	1 EA	
6	5Z7 U1515	5855-99-966-9850 OS94647A	FACE FRAME ASSEMBLY	1 EA	
7	5Z7 U1515	5855-99-966-9856 OS94666	PAD,CUSHIONING	1 EA	
8	5Z7 U1515	5855-99-966-9851 OS94653A	SCULL CAP ASSEMBLY	1 EA	
9	5Z7 U1515	5855-99-966-9857 OS94660	COUNTER BALANCE WEIGHT	1 EA	
10	5Z7 U1515	5855-99-966-9872 OS96843	HOOD,LENS	1 EA	
11	5Z7 U1515	5855-99-966-7869 OS94621A	POUCH,GENERAL PURPOSE,IMAGE INTENSIFIED GOGGLES	1 EA	

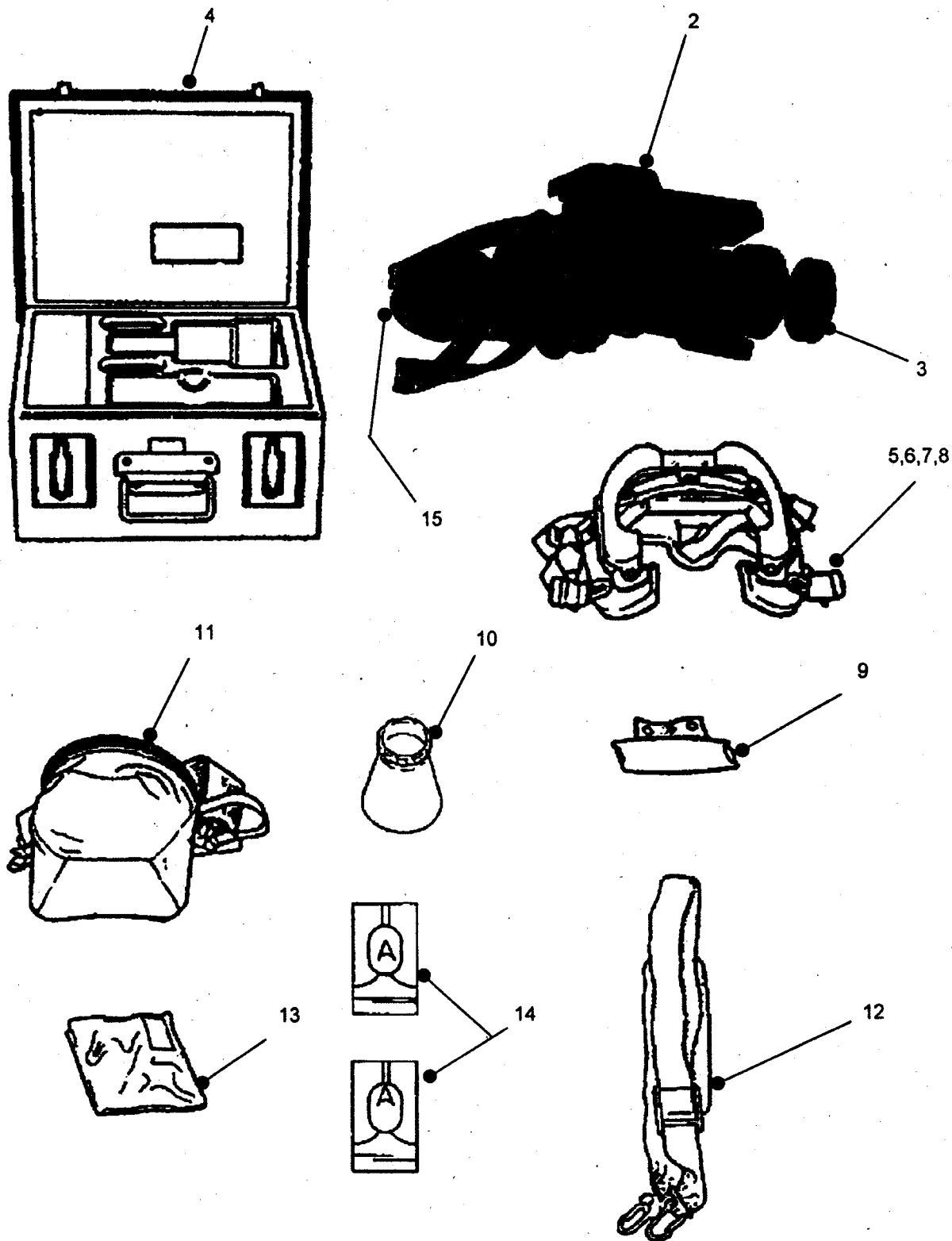


Fig. 1 (Sheet 2 of 2) MAIN ITEMS

CES

Fig. No Item No	DMC NSCM	Army NSN Part Number	Item Description and Annotations	NoOff DofQ	Quantity on Issue
1	12	5Z7 5855-99-966-9848 U1515 OS98840SA	STRAP ASSEMBLY, SHOULDER	1 EA	
	13	4V5 6640-99-224-7490 K8617 182	CLOTH, LENS; FLANNELETTE TYPE 100% COTTON	1 EA	
	14	5Z7 5855-99-966-9873 K6111 910548	TISSUE, DEMISTING	2 EA	
	15	5Z7 5855-99-966-9869 U1515 OS94654	EYESHIELD, OPTICAL INSTRUMENT (Fitted to item 2)	2 EA	
	NI 16	5Z7 5855-99-660-2746 K6111 046477	POUCH, FILTER, GOGGLE	1 EA	

CHAPTER 2-1-4
COMPLETE EQUIPMENT SCHEDULES (SERVICE)
SIMPLE EQUIPMENT
LITERATURE

PAGE LEFT INTENTIONALLY BLANK

CES

Fig. No Item No	DMC NSCM	Army NSN Part Number	Item Description and Annotations	No Off DofQ	Quantity on Issue
1 NI 0		NIV	LITERATURE	REF EA	
NI 1	U1269	NIV AESP5855-G-100-741	COMPLETE EQUIPMENT SCHEDULE	1 EA	

CHAPTER 2-2

**COMPLETE EQUIPMENT SCHEDULES (SERVICE)
SIMPLE EQUIPMENT**

**TEST EQUIPMENT, GENERAL PURPOSE NIGHT
VISION GOGGLES**

CONTENTS

Chapter

2-2	Test Equipment, General Purpose Night Vision Goggles
2-2-1	Main Items
2-2-2	Tools-Not Issued
2-2-3	Spares-Not Issued
2-2-4	Literature




Fig. 1 Test Equipment, General Purpose
Night Vision Goggles

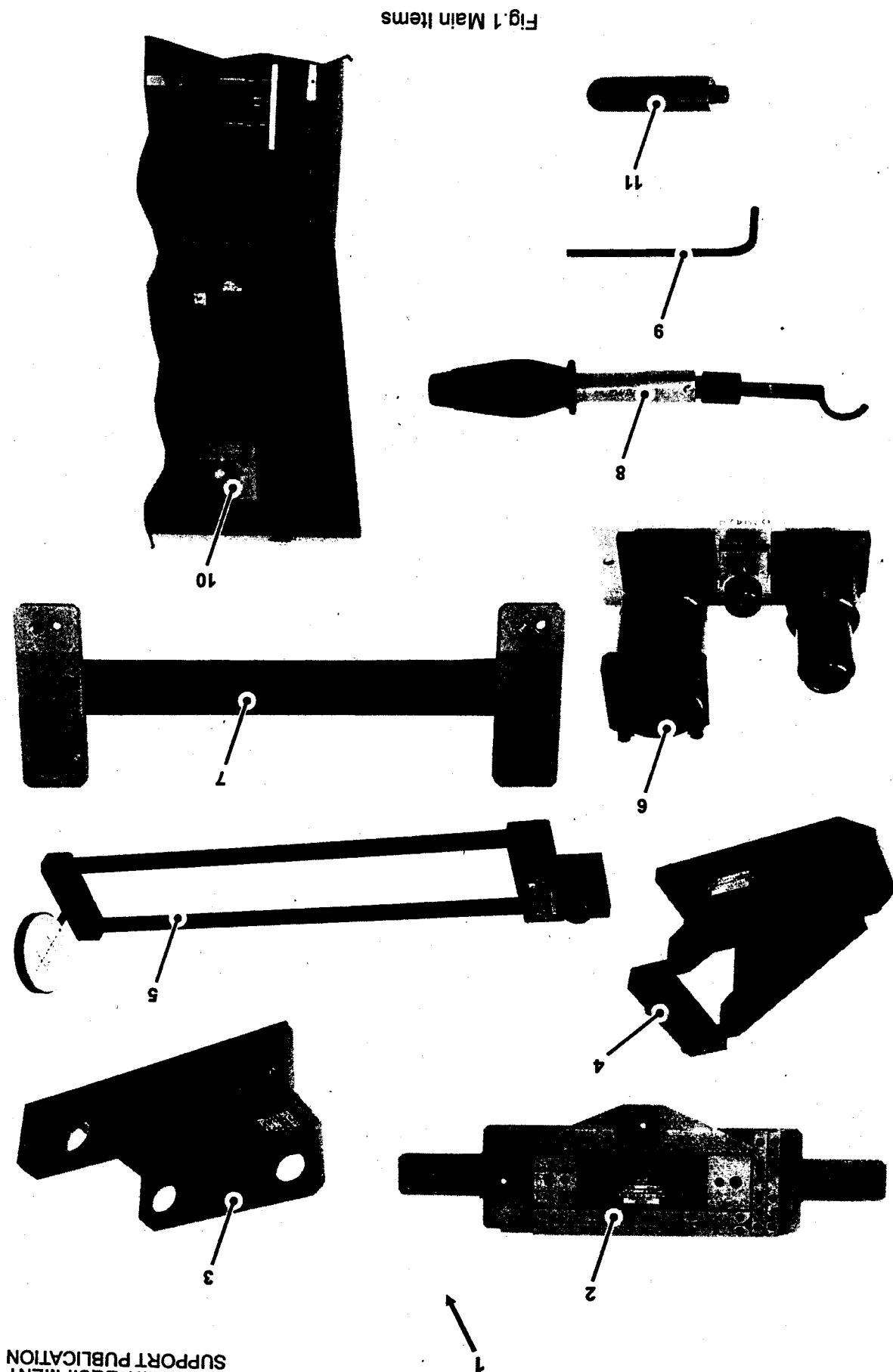
CES

Fig. No Item No	Army DMC NSCM	NSN Part Number	Item Description and Annotations	NoOff DofQ	Quantity on Issue
1 0		NIV	TEST EQUIPMENT, GENERAL PURPOSE NIGHT VISION GOGGLES	1 EA	
NI 1		NIV	. MAIN ITEMS (See Chap 2-2-1)	REF EA	
NI 2		NIV	. TOOLS (Not Issued)	REF EA	
NI 3		NIV	. SPARES (Not Issued)	REF EA	
NI 4		NIV	. LITERATURE (See Chap 2-2-4)	REF EA	



**CHAPTER 2-2-1
COMPLETE EQUIPMENT SCHEDULES (SERVICE)
SIMPLE EQUIPMENT**

MAIN ITEMS



ARMY EQUIPMENT
SUPPORT PUBLICATION

5855-G-100-741

CES

Fig. No Item No	Army DMC NSCM	NSN Part Number	Item Description and Annotations	NoOff DofQ	Quantity on Issue
1 NI 0		NIV	MAIN ITEMS	REF EA	
1	5Z7 K6111	5855-99-967-0243 030300	TEST EQUIPMENT, GENERAL PURPOSE IMAGE INTENSIFIED GOGGLES	1 EA	
2	3Z7 U0795	5855-99-965-6033 FV936690	ADAPTOR, TWIN TELESCOPES	1 EA	
3	3Z7 K6111	5855-99-967-0249 029418	RETICLE ATTACHMENT, COLLIMATOR ADAPTOR	1 EA	
4	3Z7 K6111	5855-99-967-0418 027165	MOUNT, GOGGLES	1 EA	
5	3Z7 U0795	5855-99-967-0244 030014	TEST CHART ASSEMBLY	1 EA	
6	3Z7 K6111	5855-99-967-0245 027164	HOLDER AND WEDGE ASSEMBLY, SUPPLEMENTARY LENS	1 EA	
7	3Z7 K6111	5855-99-967-0248 027163	ADAPTOR PLATE ASSEMBLY	1 EA	
8	3Z7 K6111	5855-99-967-0246 030285	WRENCH, SPANNER; (C), PRESET & LOCK TORQUE WRENCH AT 10.5 INCH-POUNDS (POUND-INCHES)	1 EA	
9	F1 K7766	5120-99-122-6463 BS4168 PART9, 2.5MM	KEY, SOCKET HEAD SCREW; L TYPE HANDLE; 2.5MM A/F	1 EA	
10	3Z7 K6111	5855-99-967-0247 030302	PLANE MIRROR	1 EA	
11	3Z7 K6111	5855-99-967-0417 030283	DIODE INSERTION TOOL	1 EA	

CHAPTER 2-2-4
COMPLETE EQUIPMENT SCHEDULES (SERVICE)
SIMPLE EQUIPMENT
LITERATURE

PAGE LEFT INTENTIONALLY BLANK

CES

Fig. No Item No	DMC NSCM	Army NSN Part Number	Item Description and Annotations	No Off DofQ	Quantity on Issue
1 NI 0		NIV	LITERATURE	REF EA	
NI 1	U1269	NIV AESP5855-G-100-741	COMPLETE EQUIPMENT SCHEDULE	1 EA	

COMMENT(S) ON AESP*

To: DCCS
BFPO 794

From:
.....
.....
.....

Senders Reference	BIN Number	Date
AESP Title: GOGGLES, IMAGE INTENSIFIED, GENERAL PURPOSE, CASED, L1A2		
Chapter(s)/Instruction	Page(s)/Paragraph(s)	
If you require more space please use the reverse of this form or a separate piece of paper. Comment(s): 		

Signed: Telephone No:
 Name (Capitals): Rank/Grade: Date:
 X

FOR AESP* SPONSOR USE ONLY

To: From:

Thank you for commenting on AESP*:

Your reference: Dated:

Action is being taken to:	Tick		Tick
Issue a revised/amended AESP*		Under investigation	
Incorporate comment(s) in future amendments		No action required	
Remarks 			

Signed: Telephone No:
 Name (Capitals): Rank/Grade: Date:

* AESP or EMER

AESP CUSTOMER REGISTRATION AND DEMAND FORM

PART I - REGISTRATION

a) Address:-

b) BIN No

c) UIN

d) Information level

e) Equipment designation

f) Reason submitted (tick one box)

Initial registration

Amendment

Cancellation

Demand only

g) AESP Reference number

h) Category	1		2		3		4		5			6			7			8			j) Non-equip AESP			
Sub - Cat	0	1	2	0	1	2	0	1	2	1	2	3	4	0	1	1	2	3	4	5	1	2	3	Qty
Quantity																								

PART II - DEMANDS

For a complete list of AESP Group Indexes, see 0100-A-001-013

Note : For available categories, see relevant Group Index

NYP = Not Yet Published

NS = Nil Stock
(allow 4 wks for demand to be satisfied)

SE = Stock Exhausted
(please justify requirement)

LSTPA Codes :

j) Unit Stamp

AESP Form 1(M)
Pads

AESP Form 2
Pads

k) Category	Qty	Codes

k) Category	Qty	Codes

m) Name (capitals)

Rank / grade

Tel no.

Sig

Date



**FOR OFFICIAL USE ONLY
CROWN COPYRIGHT RESERVED**

The information within this publication is released by the UK Government to the recipient in accordance with the Conditions of Release given at Page/Frame (ii)

**GOGGLES IMAGE INTENSIFIED, GENERAL PURPOSE L1A2
MODIFICATION INSTRUCTIONS AND INDEX**

BY COMMAND OF THE DEFENCE COUNCIL

Ministry of Defence

Sponsor: DGES(A)
File ref: EB/75091
(Disk ref: EB/D/AL/07)
Publications Authority: Electronics
Branch REME

~~UK RESTRICTED~~ARMY EQUIPMENT
SUPPORT PUBLICATION

CONDITIONS OF RELEASE

1. ~~This information is released by the UK Government for defence purposes only.~~
2. ~~This information must be accorded the same degree of security protection as that accorded thereto by the UK Government.~~
3. ~~This information may be disclosed only within the Defence Departments of the recipient government, except as otherwise authorized by the Ministry of Defence (Army).~~
4. This information may be subject to privately owned rights.

~~UK RESTRICTED~~

Nov 93

PREFACE

1 The publication Authority for this AESP subcategory is:

3 MAG
Electronics Branch REME
Leigh Sinton Road
MALVERN WR14 1LL

2 All hard copy modification instructions issued are to be recorded in manuscript by the recipient on the modification instruction index provided. Amendments to individual hard copy modification instructions are to be recorded on the Instruction Amendment Record. Numbers of all extant instructions are recorded in the appropriate AESP Group Index.

3 The publication authority is responsible for the preparation and maintenance of the modification instruction index and will advise the Distribution Authority on the issue of completed and subsequent blank index pages as necessary.

4 Comments on instructions are to be forwarded in accordance with AESP 0100-P-011-013.

CATEGORY 8-1 MODIFICATION INSTRUCTION INDEX

Priority (Pty) is shown as: Immediate: I Routine: R

Instr No	Pty	Subject	Approval No/Remarks
1	R	Introduction of Neutral Density Filter Pouch Strap Assy	
2	R	INTRODUCTION OF MODIFIED EYE- SHIELD OPTICAL INSTRUMENT	
3			
4			
5			
6			
7			
8			
9			
10			



GOGGLES, IMAGE INTENSIFIED, GENERAL PURPOSE L1A2

Z7/5855-99-966-6811

MODIFICATION INSTRUCTION NO. 1

Sponsor: DGES(A)
File Ref: EB/75091
(Disk Ref:EB/D/AL/07)

Publications
Authority: Electronics
Branch REME

AMENDMENT RECORD

Amdt	Incorporated by	Date	Amdt	Incorporated by	Date
1			3		
2			5		

SUBJECT: INTRODUCTION OF NEUTRAL DENSITY FILTER POUCH AND STRAP ASSEMBLY

INTRODUCTION

1 The original at Neck Strap/Lanyard is to be replaced by one incorporating a pouch to facilitate storage of the Neutral Density (ND) Filter when not in use.

APPLICABILITY

2 Goggles, Image Intensified, General Purpose L1A2 - Z7/5855-99-966-6811.

REASON FOR MODIFICATION

3 Code 2. To improve operational performance.

PRIORITY

4 Routine.

ESTIMATED TIME REQUIRED

5 Embodiment 0.4 man hours.

MODIFICATION IMPLEMENTATION PLAN

6

6.1 This modification is to be implemented by units authorised to carry out Unit, Field, or Base repair.

6.2 Associated modification instructions - Nil.

6.3 Modification plate strike off action - Modification Plate
Z7-9905-99-967-0238 strike through figure 1.

ACTION REQUIRED BY

7

7.1 Units and establishments holding equipment. Examine the equipment to determine if there is a storage pouch for the Neutral Density (ND) filter on the strap. If not notify the nominated workshop as to the quantity that require modification.

7.2 Units authorised to carry out Unit, Field or Base repairs

7.2.1 When requested by users or during overhaul of equipments on charge without REME 1st Line Support obtain the items listed in para 8 and carry out this modification.

7.2.2 On completion of this modification strike through figure 1 on the Modification Record Plate.

STORES, TOOLS AND EQUIPMENT

8

8.1 Stores to be demanded. Stores are to be demanded through the normal Ordnance Channels quoting this Instruction as the authority. The stores are to be demanded as a complete kit and NOT as individual items.

<u>Item</u>	<u>COSA Sect</u>	<u>NSN</u>	<u>Designation</u>	<u>Qty per Eqpt</u>
1	Z27	5855-99-660-2746	Pouch, Filter and Strap Assembly	1

8.2 Stores to be removed and discarded

<u>Item</u>	<u>COSA Sect</u>	<u>NSN</u>	<u>Designation</u>	<u>Qty per Eqpt</u>
1	Z27	5855-99-965-4547	Neck Strap/Lanyard	1

8.3 Stores to be returned. Nil

8.4 Stores to be modified. Nil

8.5 Special tools and test equipment. Nil

SEQUENCE OF OPERATIONS

9

9.1 Remove the old Neck Strap/Lanyard noting the way in which it is attached and discard.

9.2 Fit the new Neck Strap/Lanyard ensuring that the pouch for the ND filter is positioned on the right hand side of the strap.

TESTING AFTER EMBODIMENT

10 Nil

PUBLICATION AMENDMENTS

11 Associated AESPs will be amended in due course.

GOGGLES, IMAGE INTENSIFIED, GENERAL PURPOSE, CASED, L1A2

MODIFICATION INSTRUCTION NO. 2

Sponsor:
DGES(A)

Publication Agency:
ATSA Malvern
Project No: 9852c5153
File ref:

AMENDMENT RECORD

Amdt No.	Incorporated By (Signature)	Date
1		
2		
3		

Amdt No.	Incorporated By (Signature)	Date
4		
5		
6		

SUBJECT: INTRODUCTION OF MODIFIED EYESHIELD OPTICAL INSTRUMENT

INTRODUCTION

1 The original Eyeshields have been replaced with a modified version incorporating ventilation holes to prevent misting/fogging of the Eyeplece Assemblies.

1.1 Limitations on use of equipment. Nil.

APPLICABILITY

2 Goggles, Image Intensified, General Purpose, Cased L1A2.

2.1 Fitted to all subject equipment.

2.2 Unmodified stock, held at all levels of technical storage.

REASON FOR MODIFICATION

3 Code 2 - to improve operational performance.

PRIORITY

4 Routine.

ESTIMATED TIME REQUIRED

5 Embodiment: 0.5 man hours.

MODIFICATION IMPLEMENTATION PLAN

6 This instruction is to be implemented by:

6.1 Units authorised to carry out Levels 2, 3 or 4 maintenance.

6.2 Associated Modification Instructions: Nil

6.3 Strike plate action: Modification Record Label (Y1 9905-99-943-8292) strike through figure 2.

ACTION REQUIRED BY**7 The actions required are:****7.1 Units and establishments holding equipment:**

7.1.1 Examine the equipment and Modification Record Label and note if the modification is embodied and the necessary strike action on figure 2 has been carried out. Where necessary Units with Level 2 REME support demand the stores required.

7.1.2 On receipt of stores, request REME to modify the equipment.

7.2 Army units authorized to carry out levels 2, 3 and 4 maintenance:

7.2.1 When requested by units without Level 2 REME support or during overhaul of equipment on charge, obtain the items listed in para 8 and carry out this modification.

7.2.2 On completion of this modification strike through figure 2 on the Modification Record Label.

7.3 All recipients of this instruction. Add particulars to AESP 5855-G-100-811 Instr Index.

STORES, TOOLS AND EQUIPMENT**8 The stores, tools and equipment required for embodiment are:****8.1 Stores to be demanded:**

8.1.1 The following items are to be demanded quoting this instruction as the authority.

<u>Item</u>	<u>DMC</u>	<u>NSN</u>	<u>Designation</u>	<u>Qty per eqpt</u>
1	Z7	5855-99-966-9869	Eyeshield Optical Instrument	2

8.2 Stores or suitable equivalent to be obtained locally: Nil

8.3 Tools and stores to be manufactured: Nil

8.4 Stores to be removed and reduced to scrap: Pre-modification eyeshields

8.5 Items/stores to be modified: Nil

8.6 Special tools and test equipment required: Nil

SEQUENCE OF OPERATIONS**9 Carry out this instruction as follows:**

9.1 Remove the old Eyeshields Optical Instrument from the Eyepiece Assemblies and discard.

9.2 Fit the new Eyeshields Optical Instrument to the Eyepiece Assemblies ensuring correct orientation.

TESTING AFTER EMBODIMENT

10 Nil

EFFECT ON WEIGHT

11 Nil

PUBLICATION AMENDMENTS

12 Nil

UK RESTRICTED

UK RESTRICTED