



Local Government Pension Scheme Funds: England and Wales 2018-19

- Total Local Government Pension Scheme expenditure in England and Wales in 2018-19 was £12.7 billion. Removing the effect of mergers and large transfers in 2017-18 there was a like-for-like increase of £0.7 billion or 5.7% on 2017-18.
- Total Local Government Pension Scheme income in England and Wales in 2018-19 was £15.1 billion. Removing the effect of mergers and large transfers in 2017-18 and 2018-19, there was a like-for-like decrease of £2.3 billion or 13.2% on 2017-18. This is mainly due to an increase in Employers' contributions in 2017-18.
- Employers' Contributions to the Local Government Pension Scheme in 2018-19 in England and Wales amounted to £7.1 billion, down 24.7% on 2017-18, and employees' contributions to the scheme were £2.2 billion. The decrease in Employers' Contributions is largely due to some large upfront pension contribution payments made in 2017-18 following the triennial valuation.
- The market value of the Local Government Pension Scheme funds in England and Wales at the end of March 2019 was £287.2 billion, an increase of £16.3 billion or 6.0%.
- The Local Government Pension Scheme in England and Wales encompassed 5.9 million people at the end of March 2019. Of this number, 2.0 million are employees who are still contributing to the scheme, 1.7 million are pensioners and 2.2 million are former employees who are entitled to a pension at some time in the future.
- There were 83,508 retirements from the Local Government Pension Scheme in 2018-19, an increase of 7,554 or 9.9% compared with 2017-18.

16 October 2019

Introduction	2
Expenditure 2014-15 to 2018-19	3
Income 2014-15 to 2018-19	5
Income and Expenditure	7
Membership and employers	8
Retirements from the Local Government Pension Scheme	10
Definitions	12
Technical Notes	14
Enquiries	17

Responsible Statistician:
Jo Coleman

Statistical enquiries:
0303 444 6745
sf3.statistics@communities.gov.uk

Media Enquiries:
0303 444 1209
newsdesk@communities.gov.uk

Date of next publication:
October 2020

Introduction

This release has been compiled by the Ministry of Housing, Communities and Local Government and provides information on Local Government Pension Scheme (LGPS) funds in England and Wales that was collected on the SF3 (Pensions) 2018-19 form. Forms were submitted by all 87 Administering Authorities. This release shows data for England and Wales combined. Until 2015-16 there were separate releases for England and Wales. Tables 1-6 of this release will be available for England and Wales separately to aid continuity in these series and can be found at <https://www.gov.uk/government/collections/local-government-pension-scheme>.

The SF3 (Pensions) form collects information on Local Government Pension Scheme funds' income, expenditure, membership, retirements and other activities. It also shows other associated information for the financial year 2018-19 and changes over previous years.

When looking at the figures in this release it should be remembered that throughout the year there are always staff transferring their pensions into, and out of, the LGPS because they either commence work for an employer who is a member of the LGPS and bring their accrued pension with them, or they move to another employer and take their pension pot with them. In addition, there will be occasions where staff transfer between LGPS schemes and so there will also be transfers between funds within the LGPS.

Special factors affecting the data

Since 2014-15 there have been two large transfers between funds and two mergers that have resulted in large increases in the Transfer Values shown in both **Table 1** and **Table 2** below. These factors make direct comparisons with both previous and subsequent years inappropriate. For this year like-for-like comparisons have been made by adjusting the 2017-18 and 2018-19 figures for Expenditure and Income to remove the effect of these factors. These are described below.

2014-15

During 2014-15, responsibility for the pensions of approximately 46,000 probation service members of the LGPS were transferred from 34 different pension administering bodies in England and Wales to one, the Greater Manchester Pension Fund.

2016-17

During 2016-17, the Pension Funds for Richmond upon Thames and Wandsworth merged. The merger took effect from 1 October 2016, as per SI 2016 No. 1241.

2017-18

During 2017-18, South Yorkshire Passenger Transport Authority and Greater Manchester Pensions Funds merged on 1 November 2017 and there was a large transfer from West Yorkshire to Greater Manchester. West Yorkshire reported the transfer (£450 million) completely within their expenditure figures in 2017-18, whereas Greater Manchester reported only part of the transfer (£147.3 million) in their income figures.

2018-19

There have been no mergers in 2018-19. However Greater Manchester have reported the remaining portion of the 2017-18 transfer in their income figures. We are aware that the sum of the Greater Manchester transfer income figure (£460.9 million) is greater than the West Yorkshire transfer expenditure figure. We have been unable to reconcile this with the two authorities and so have used the figures as reported.

1. Expenditure: 2014-15 to 2018-19

Table 1 and **Chart A** provide figures of the expenditure of the Local Government Pension Scheme (LGPS) in England and Wales from 2014-15 to 2018-19.

- Total LGPS expenditure in 2018-19 was £12.7 billion. Removing the effect of mergers and large transfers in 2017-18, there was a like-for-like increase of £0.7 billion or 5.7%.
- The expenditure on benefits in 2018-19 was £10.4 billion, an increase of £0.6 billion or 6.0% on 2017-18. Of this, expenditure on pensions and annuities was £8.4 billion, an increase of £0.4 billion (5.6%) and expenditure on lump sums paid on retirement was £1.6 billion, an increase of £99 million (6.7%) on 2017-18.
- Disposal of Liabilities was £0.9 billion in 2018-19. Removing the effect of the mergers and large transfers in 2017-18, there was a like-for-like decrease of £40.5 million on 2017-18.
- Costs charged to the funds increased by £129 million, or 10.8%, in 2018-19 to £1.3 billion.
- For England expenditure in 2018-19 was £11.9 billion. There was a like-for-like increase of £0.6 billion or 5.8% on 2017-18.
- For Wales expenditure in 2018-19 was £0.8 billion. There was an increase of £39.9 million or 5.3% on 2017-18.

Table 1: Local Government Pension Scheme expenditure 2014-15 to 2018-19, England and Wales

	£ million				
	2014-15	2015-16 ^(c)	2016-17	2017-18	2018-19
Total expenditure on benefits	8,856	9,241	9,533	9,814	10,407
<i>of which:</i>					
<i>Pensions or annuities</i>	7,133	7,426	7,675	7,987	8,436
<i>Lump sums paid on retirement</i>	1,394	1,494	1,511	1,474	1,573
<i>Lump sums paid on death</i>	186	204	216	216	239
<i>Optional lump sum</i>	142	114	128	134	150
<i>Other benefits</i>	1	3	3	4	9
Disposal of Liabilities	3,139	562	1,248	1,659	928
<i>of which:</i>					
<i>Transfer values ^{(a)(d)(e)}</i>	3,137	557	1,243	1,657	926
<i>Pensions Act premiums</i>	2	5	4	3	2
<i>Refunds of contributions</i>	0	0	0	0	0
Costs charged to the funds	878	962	1,035	1,189	1,317
<i>of which: ^{(c)(f)}</i>					
<i>Fund Management costs ^(b)</i>	748	-	-	-	-
<i>Administration costs</i>	130	-	-	-	-
<i>Investment management expenses</i>	-	801	866	1,016	1,127
<i>Administrative expenses</i>	-	111	116	121	132
<i>Governance and oversight costs</i>	-	50	53	52	62
Other expenditure	23	20	31	28	36
Total expenditure	12,896	10,785	11,846	12,691	12,689

(a) Transfer values for 2014-15 includes an exceptional transfer of £2.6 billion from a number of LGPS funds to the Greater Manchester Pension Fund in respect of MoJ/Probation Service staff who were transferred to that fund during 2014-15.

(b) The way Fund Management costs are reported were changed during 2014-15 following revised guidance from CIPFA.

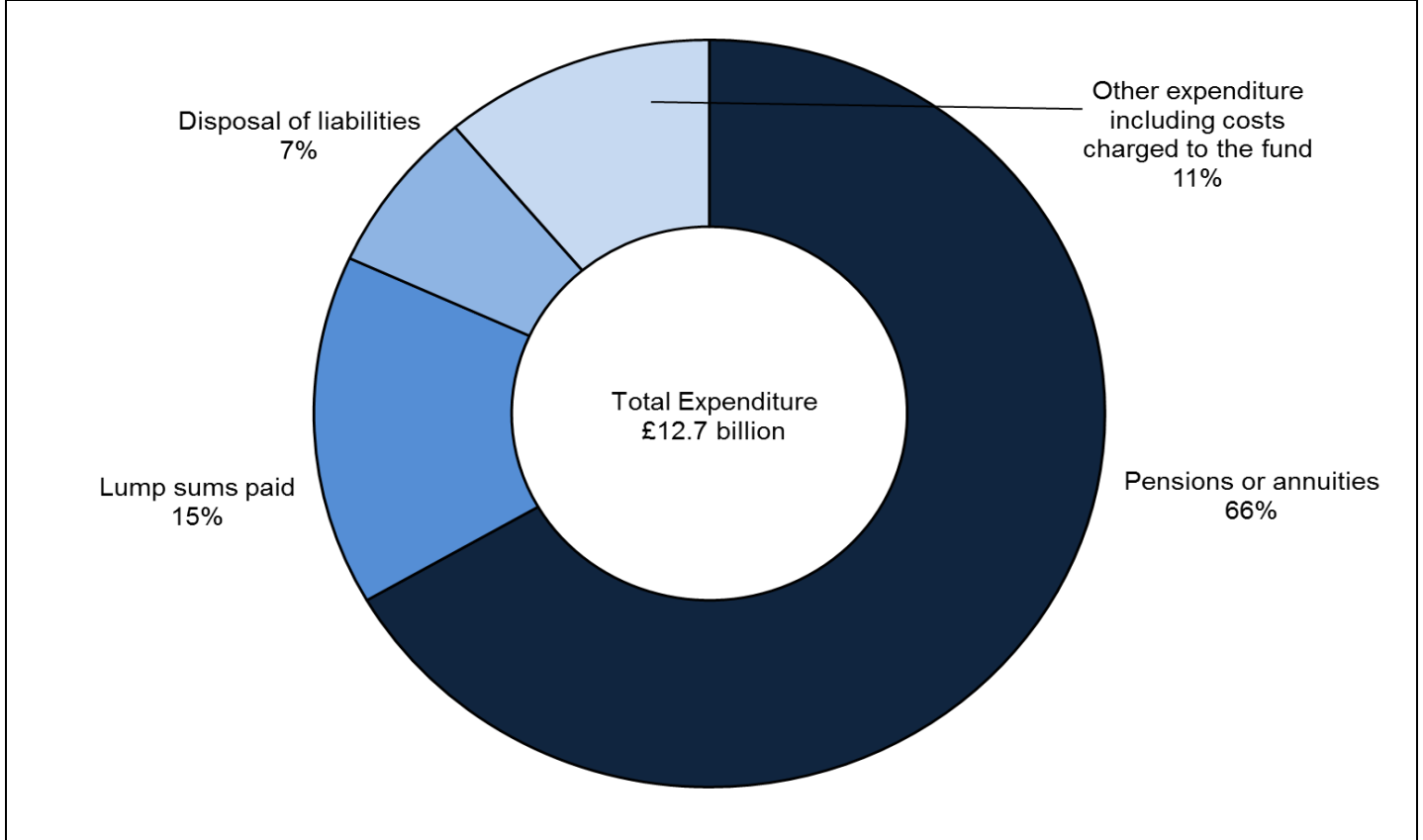
(c) Recording of Management expenses in SF3 2015-16 was changed in line with CIPFA guidance.

(d) Transfer values for 2016-17 includes £675 million transfer from Richmond upon Thames for the merger of Richmond upon Thames and Wandsworth Pension Funds from 1 October 2016.

(e) Transfer values for 2017-18 includes £240.7m from South Yorkshire PTA for the merger with Greater Manchester and £450m from West Yorkshire to Greater Manchester for the transfer.

(f) The total Costs charged to the funds figure for 2018-19 does not equal the sum of the component parts due to inconsistencies in reporting by one local authority.

Chart A: Local Government Pension Scheme expenditure in 2018-19 England and Wales



2. Income: 2014-15 to 2018-19

Table 2 and **Chart B** provide figures of the income to the LGPS in England and Wales and the market value of the scheme from 2014-15 to 2018-19.

- The total income of the LGPS in 2018-19 was £15.1 billion. Removing the effect of the mergers and large transfers in 2017-18, the like-for-like decrease was £2.3 billion or 13.2%. This decrease is mainly due to higher Employers' contributions in 2017-18 due to some large up-front pension contribution payments being made by a number of employers as well as higher contribution rates following the triennial valuation.
- Employers' contributions to the LGPS in 2018-19 amounted to £7.1 billion, a decrease of £2.3 billion or 24.7% on 2017-18; employees' contributions to the scheme increased in the same period by £59 million or 2.8% to £2.2 billion.
- The market value of LGPS funds at end of March 2019 was £287.2 billion, an increase of £16.3 billion or 6.0%.
- For England income in 2018-19 was £14.2 billion. There was a like-for-like decrease of £2.2 billion or 13.9% on 2017-18.

- For Wales income in 2018-19 was £0.9 billion. There was a decrease of £8.8 million or 0.9% on 2017-18.

Table 2: Local Government Pension Scheme income and market value of funds 2014-15 to 2018-19, England and Wales

	2014-15	2015-16	2016-17	2017-18	£ million 2018-19
Contributions (including those from admitted authorities)					
Employees	2,071	2,096	2,105	2,145	2,205
Employers ^(a)	7,318	7,076	7,418	9,472	7,131
Investment income (gross)	3,506	3,588	3,942	4,403	4,433
of which:					
Dividends receivable	2,262	2,337	2,540	2,781	2,540
Interest receivable	350	321	290	310	240
Income from property	463	503	542	580	614
Other investment income ^(b)	431	427	569	733	1,039
Transfer value ^{(c)(d)(e)(f)}	3,058	472	1,168	1,341	1,127
Other income	74	59	64	53	192
Total income	16,027	13,291	14,697	17,414	15,087
Market value of funds at end of year	214,028	213,935	258,825	270,919	£ million 287,193

(a) Includes employers' secondary contributions

(b) Other investment income includes a one-off exceptional item of £120m due to the transfer to the Greater Manchester Pension Fund of MoJ/Probation Service staff from other LGPS schemes during 2014-15.

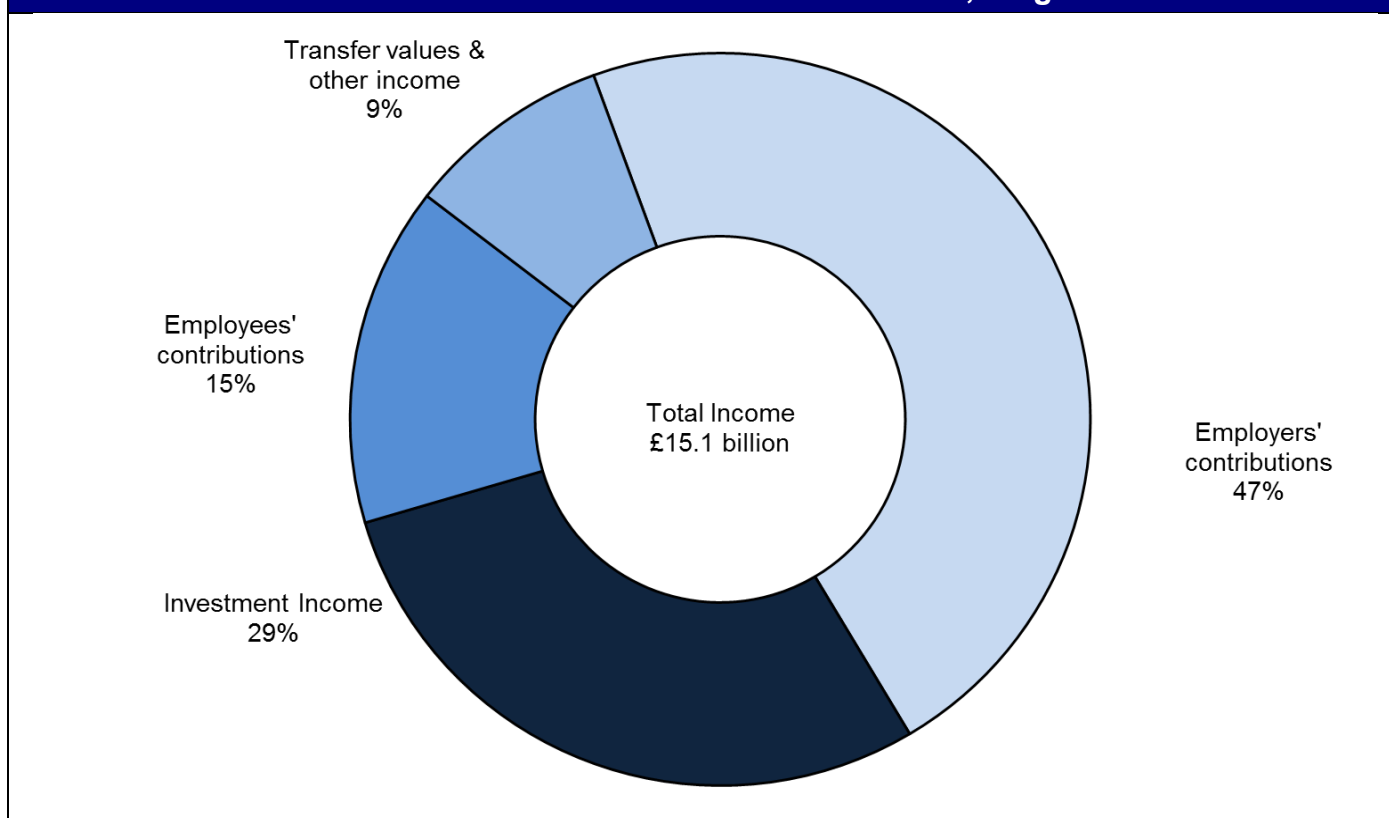
(c) Transfer values for 2014-15 includes an exceptional transfer of £2.6 billion to the Greater Manchester Pension Fund from other LGPS funds in respect of MoJ/Probation Service staff who were transferred to that fund during 2014-15.

(d) Transfer values for 2016-17 includes £675 million transfer to Wandsworth for the merger of Richmond upon Thames and Wandsworth Pension Funds from 1 October 2016

(e) Transfer values for 2017-18 includes £240.7m from South Yorkshire PTA for the merger and £147.3m transfer from West Yorkshire both involving Greater Manchester. West Yorkshire has accounted for the transfer to Greater Manchester wholly within 2017-18 although Greater Manchester will account for most of it in 2018-19.

(f) Greater Manchester accounted for the remaining West Yorkshire transfer value in 2018-19 as a reported £313.6m transfer (see special factors).

Chart B: Local Government Pension Scheme income in 2018-19, England and Wales

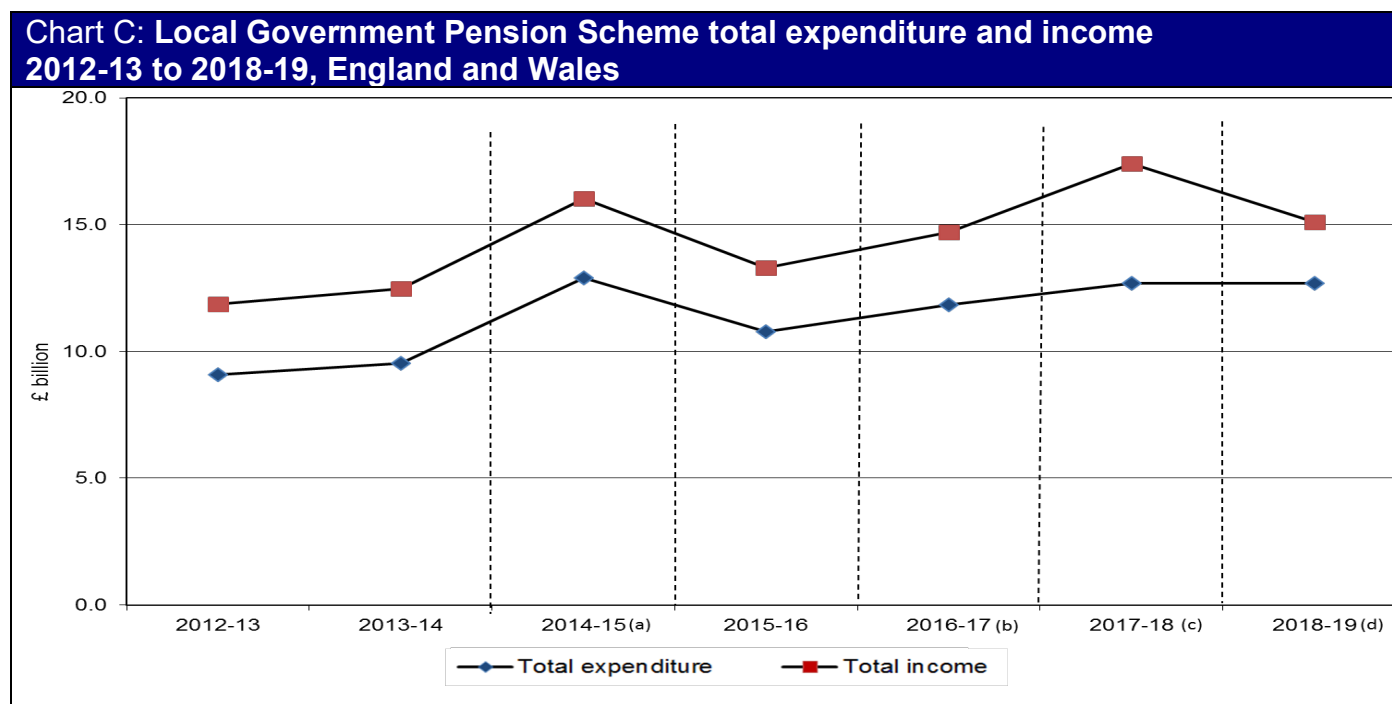


3. Income and Expenditure

Table 3 and Chart C provides a comparison of total LGPS expenditure and income in England and Wales from 2014-15 to 2018-19.

- In 2018-19, total expenditure was 84% of LGPS income which is greater than 2017-18 due to lower employer contributions and the transfer effects as explained in Section 2 above.

Table 3: Local Government Pension Scheme total expenditures and income 2014-15 to 2018-19, England and Wales					
	2014-15	2015-16	2016-17	2017-18	£ million 2018-19
Total expenditure (from Table 1)	12,896	10,785	11,846	12,691	12,689
Total income (from Table 2)	16,027	13,291	14,697	17,414	15,087
Expenditure as a % of income	80%	81%	81%	73%	84%



- (a) In 2014-15, £2.6 billion of transfers were made from 34 different pension administering bodies in England and Wales to the Greater Manchester Pension Fund in relation to Probation Service staff. This makes direct comparisons to 2014-15 inappropriate.
- (b) In 2016-17 The Richmond upon Thames and Wandsworth Pension funds merged from 1 October 2016. The transfer value was £675 million. This makes direct comparisons to 2016-17 inappropriate.
- (c) In 2017-18 The South Yorkshire PTA and Greater Manchester Pensions Funds merged and there was a large transfer from West Yorkshire to Greater Manchester. This makes direct comparisons to 2017-18 inappropriate.
- (d) In 2018-19 Greater Manchester Pensions Fund accounted for the remaining West Yorkshire transfer value. This makes direct comparisons to 2018-19 inappropriate.

4. Membership and employers

Membership

Tables 4 and **Chart D** provide figures of the membership of the LGPS in England and Wales.

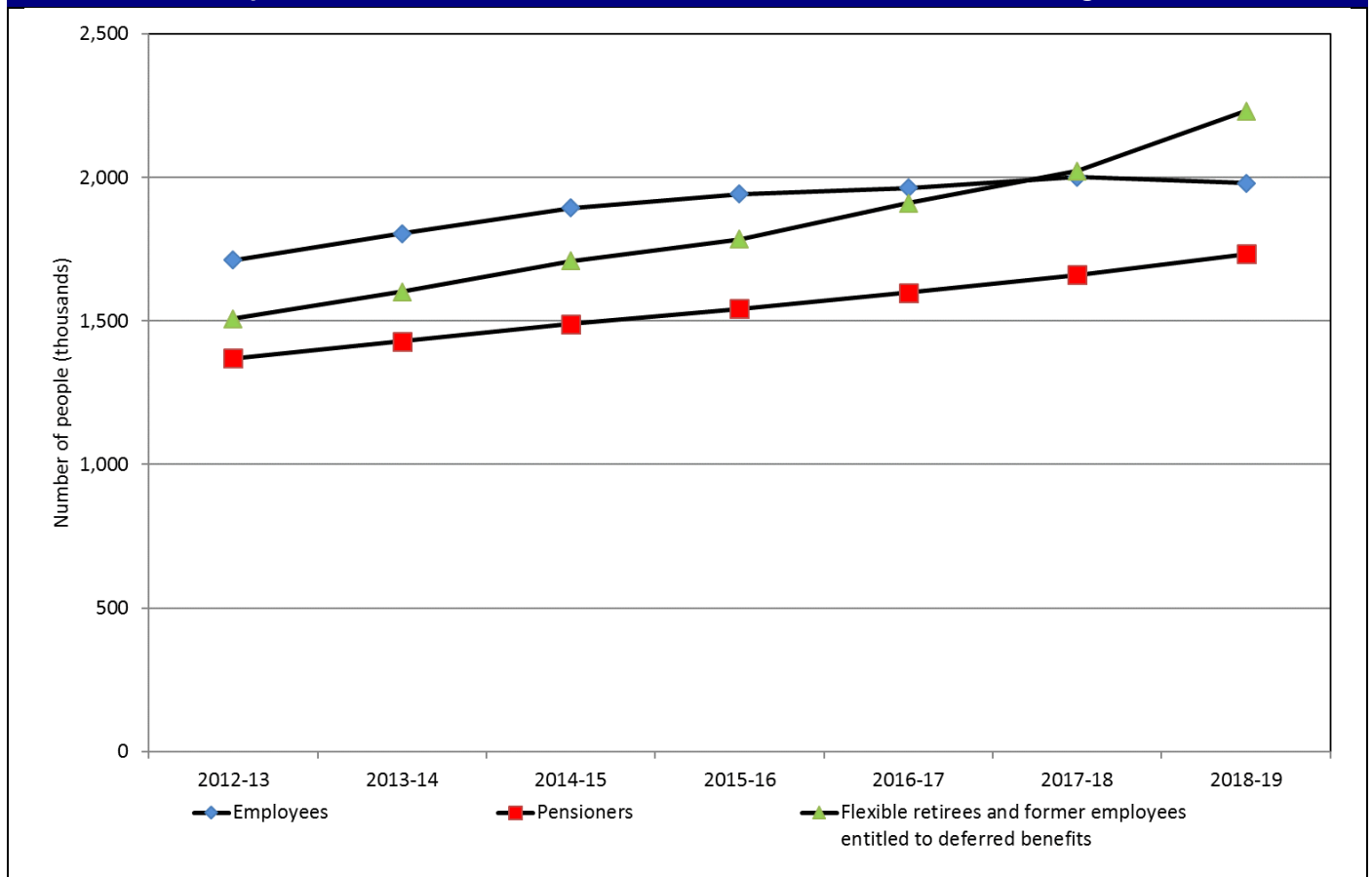
- At the end of March 2019, the total membership of the LGPS was 5.9 million, an increase of 154,000 or 2.7% on March 2018. Of this number, 2.0 million are employees who are still contributing to the scheme, 1.7 million are pensioners and 2.2 million are former employees who are entitled to a pension at some time in the future.
- Of this increase, employees in the LGPS decreased by approximately 21,000 or 1.1%, the number of pensioners increased by approximately 73,000 or 4.4% and the number of flexible retirees or former employees entitled to deferred benefits increased by approximately 103,000 or 4.8%.

Table 4: Number of Local Government Pension Scheme members at the end of each year 2014-15 to 2018-19, England and Wales

	2014-15	2015-16	2016-17	2017-18	2018-19
					Thousand
Employees	1,894	1,943	1,964	2,001	1,980
Pensioners	1,489	1,543	1,599	1,660	1,733
Former employees entitled to deferred benefits	1,775	1,900	2,011	2,117	2,219
Flexible retirees ^(a)	10	11	12	13	13
Total membership of LGPS	5,168	5,396	5,585	5,792	5,946

(a) Flexible retirement defined in Regulation 30(6) to the 2013 LGPS Regulations

Chart D: Membership of the Local Government Pension Scheme 2012-13 to 2018-19, England and Wales



Employers

In 2018-19, data were collected on the type of employer involved in the LGPS. Employers were categorised into one of four groups:

- Local authorities and connected bodies – e.g. a county council, district council
- Centrally funded public sector bodies – e.g. an academy, further education corporation, sixth form college or higher education corporation
- Other public sector bodies – e.g. a National Park Authority
- Private sector, voluntary sector and other bodies – e.g. a passenger transport executive, an urban development corporation, (and private/voluntary sector organisations).

Table 5 shows the number of employers (which includes admitted bodies) in England and Wales in each of the four groups as reported by pension authorities. It also shows the number of employees, pensioners etc. that are part of the LGPS, by the type of employer.

- 74.0% of all the members of the LGPS are covered by local authorities and other connected bodies, even though local authorities and connected bodies represent only 18.3% of employers.
- Private sector, voluntary sector and other bodies account for approximately a third of all employers but are responsible for only 6.4% of LGPS members.

Table 5: Number of Local Government Pension Scheme members at the end of 2018-19 by type of employer, England and Wales

	Local authorities and connected bodies	Centrally funded public sector bodies	Other public sector bodies	Private sector, voluntary sector and other bodies	Total
Total number of employers	3,302	7,600	1,144	5,991	18,037
					Thousand
Employees	1,294	503	58	124	1,980
Pensioners	1,410	143	53	127	1,733
Former employees entitled to deferred benefits	1,686	344	57	131	2,219
Flexible retirees ^(a)	11	1	0	1	13
Total covered by Local Government Pension Scheme	4,402	992	169	383	5,946

(a) Flexible retirement defined in Regulation 30(6) to the 2013 LGPS Regulations

5. Retirements from the Local Government Pension Scheme

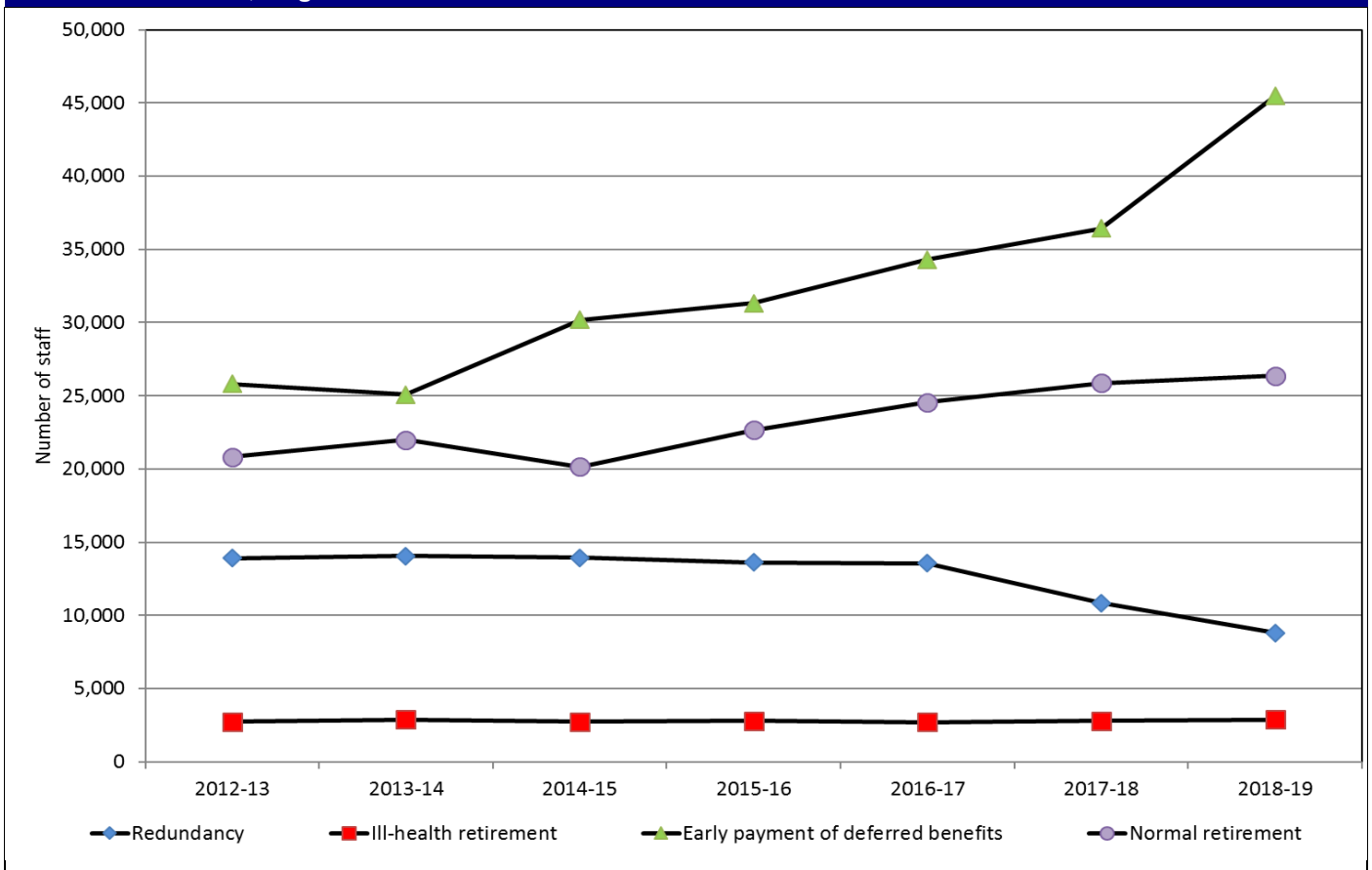
Table 6 and **Chart E** provide figures of the type of retirement from the LGPS in England and Wales from 2014-15 to 2018-19.

- There were 83,508 retirements from the LGPS in 2018-19, an increase of 7,554 or 9.9% compared with 2017-18.
- The number of employees having their deferred benefits paid early rose by 24.8% on 2017-18 and account for over half of the number of employees retiring.
- The number of people leaving the LGPS in 2018-19 due to redundancy reduced by 18.8% from 2017-18 to 8,804.
- The number of people leaving the LGPS in 2018-19 due to normal retirement increased by 1.9% from 2017-18 to 26,360.

Table 6: Type of retirements from the Local Government Pension Scheme 2014-15 to 2018-19, England and Wales

	2014-15	2015-16	2016-17	2017-18	2018-19
Redundancy	13,943	13,627	13,544	10,847	8,804
Tier 1,2 & 3 ill health retirement awards under LGPS	2,737	2,791	2,715	2,791	2,875
Early payment of deferred benefits	30,183	31,336	34,303	36,435	45,469
Normal retirements	20,145	22,655	24,556	25,881	26,360
Total retirements	67,008	70,409	75,118	75,954	83,508

Chart E: Type of retirement from the Local Government Pension Scheme 2012-13 to 2018-19, England and Wales



6. Definitions

A list of terms relating to local government finance is given in the glossary of *Local Government Financial Statistics England No24 2014*. This can be found at

www.gov.uk/government/collections/local-government-finance-statistics-england

The most relevant terms for this release are explained below.

Administering authority

A body responsible for administering a Local Government Pension Scheme (LGPS) fund on behalf of its members who may be drawn from a number of local authorities and other public service employers.

Admitted bodies

When an employer participating in the LGPS enters into an outsourcing contract with a private contractor, the contractor must either provide transferring public sector staff with future pension arrangements which are “broadly comparable” to the LGPS or allow transferring staff to continue as active members of the LGPS.

If the contractor wants to allow transferring staff to continue as active members of the LGPS, it must apply to become an “admitted body” i.e. a participating employer in the LGPS. It does this by entering into a legally binding contract (an “admission agreement”) with the administering authority and, if different, the local authority which is awarding the contract. The admission agreement sets out the terms on which the private contractor may participate in the LGPS and which employees may become members of the LGPS.

Contributions

The level of contributions paid by scheme members is determined by the band of pensionable pay specified in Scheme regulations. The rate paid by individual participating employers is determined by local fund actuaries at each Scheme valuation and set for the subsequent triennium period. Where appropriate, these rates may be phased in over the three year period. Scheme regulations do allow for these rates to be revised between triennial valuations in prescribed circumstances.

Flexible retirement

This applies to a member who had attained the age of 55 and who, with his employer’s consent, had reduced their hours of work (or the grade in which they were employed) and was permitted by that employer to receive all or part of their benefits under Regulation 30(6) of the 2013 Pension Regulations.

Former employees entitled to deferred benefits

Members who leave the scheme having completed the minimum period of service but who are not entitled to the immediate payment of a pension benefit, are awarded a deferred benefit which, under normal circumstances, becomes payable when the person reaches their normal retirement age. Early payment of these benefits is allowed from age 55, and this is when employees ask their former Scheme employer’s consent for their deferred pension to be brought into payment, albeit actuarially reduced.

Ill-Health retirement

Under the 2007 and 2008 regulations, which came into effect on 1 April 2008, there are now three levels of ill-health retirement pension payable. These levels depend on the extent to which the incapacitating condition which gave rise to the termination of employment in local government prevents the scheme member from obtaining gainful employment in the general workforce.

There are three levels of ill-health retirement pension payable. These levels depend on the extent to which the incapacitating condition that gave rise to the termination of employment in local government prevents the scheme member from obtaining gainful employment in the general workforce.

Local Government Pension Scheme (LGPS)

The pension funds in the Local Government Pension Scheme operate under regulations made under the Superannuation Act 1972. Schedules to the regulations list the scheme employers, see section 4 of the release to see the make-up of the employers covered by the LGPS. There are 79 pension funds in the LGPS in England at 1 April 2018 and 8 in Wales, each administered by an administering authority.

The assets of the pension funds are for meeting the future pension liabilities of the funds and are part of the financial corporations sector in the National Accounts, not part of the local government sector. Pensions paid out under the scheme are therefore part of the expenditure of the pension funds, not of the local authorities that administer them. Employers' and employees' contributions, part of the income of the funds, are recorded as expenditure by local authorities in their revenue accounts, either directly or indirectly under employees' expenses.

On 1 April 2008, the Local Government Pension Scheme (Benefits, Membership and Contributions) Regulations 2007 and the Local Government Pension Scheme (Administration) Regulations 2008 came into effect. This Scheme includes some new and different provisions which may affect comparison with previous data sets.

Lump sum on retirement

Prior to 1 April 2006-07, scheme members on retirement became entitled to both an annual pension based on 1/80th of pensionable pay for each year of membership and a lump sum of three times that amount. Under the current regulations, entitlement is to a pension only based on a higher accrual rate of 1/60th but with the option to commute pension into lump sum.

Lump sum payable on death

This is payable at the discretion of the administering authority to either nominated individuals or dependants of a scheme member who dies in service. Prior to 1 April 2008 this was 2 times final pay. When the 2007 and 2008 regulations came into effect on 1 April 2008, this increased to 3 times final pay.

Pension arrangements for fire fighters, police and teachers

Separate arrangements apply for the pensions of the police, fire fighters and teachers. The police and fire fighters' pensions are provided through unfunded schemes administered locally, and the cost of police and fire fighters' pensions are therefore included in local authority expenditure.

Teachers' pensions are provided through a notionally funded scheme administered by the Department for Education (DfE). There is no fund of assets, and teachers' pensions are paid by the DfE. Employers' and employees' contributions are paid by local authorities to the DfE and are recorded as expenditure in their revenue accounts.

It should be noted that non-operational staff in the police, fire and rescue service support staff, and non-teaching staff in the education sector are covered by the Local Government Pension Scheme.

Refunds of contributions

Contributions refunded when a person leaves a pension scheme before completing a minimum period of service. Under earlier schemes, a refund of contributions could be paid to those leaving the scheme with less than 2 years' service. Under the 2008 scheme, a refund of contributions can only be made to a person who has been a member of the scheme for less than 3 months.

Transfer Values

A cash value assigned to a person's pension pot that is transferred with them when they move from one pension fund to another.

Technical notes

Symbols and conventions

...	= not available
0	= zero or negligible
-	= not relevant
	= discontinuity

Rounding Where figures have been rounded, there may be a slight discrepancy between the total and the sum of constituent parts.

Data collection

The Ministry of Housing, Communities and Local Government's (MHCLG) SF3 (Pension) form data collection obtains data on the administration and fund management of the Local Government Pension Scheme. The SF3 (Pension) form was issued in July 2019 to LGPS administering authorities in England and Wales and forms were submitted by all 87 authorities during July to October.

Authorities were asked to submit their data based on their audited accounts. Where this was not possible provisional accounts data were provided. 12 authorities provided their provisional data and it was not expected to change.

Data quality

This Statistical Release contains Official Statistics and as such has been produced to the high professional standards set out in the National Statistics Code of Practice. Official Statistics products undergo regular quality assurance reviews to ensure that they meet customer needs.

The forms should be completed in accordance with the guidance provided, however this guidance is open to interpretation by local authorities when they complete the forms.

Figures are subjected to rigorous pre-defined validation tests both within the form itself, so while the form is being completed by the authority and also by the Ministry of Housing, Communities and Local Government as the data are received and stored.

Finally, the release document, once prepared, is also subject to intensive peer review before being cleared as fit for the purposes of publication.

Revisions policy

This policy has been developed in accordance with the UK Statistics Authority Code of Practice for Official statistics and the Ministry of Housing, Communities and Local Government Revisions Policy (found at <https://www.gov.uk/government/publications/statistical-notice-dclg-revisions-policy>). There are two types of revisions that the policy covers:

Non-Scheduled Revisions

Where a substantial error has occurred as a result of the compilation, imputation or dissemination process, the statistical release, live tables and other accompanying releases will be updated with a correction notice as soon as is practical.

Scheduled Revisions

At time of publication there are no scheduled revisions for this series.

Uses of the data

The data in this statistical release are essential for a number of different purposes. A central and immediate purpose is to provide Ministers with information about the LGPS. The data are also used by local authorities, their associations and regional bodies. In addition, the data provides a benchmark on the administration and fund management of the LGPS. The data are also used in compiling the National Accounts and to show the role of pension funds in the economy.

User engagement

Users are encouraged to provide comments and feedback on how these statistics are used and how well they meet user needs. Comments on any issues relating to this statistical release are welcomed and should be sent to: sf3.statistics@communities.gov.uk

The Department's engagement strategy to meet the needs of statistics users is published here:
<https://www.gov.uk/government/publications/engagement-strategy-to-meet-the-needs-of-statistics-users>

Devolved administration statistics

Data for 2018-19 and comparisons with previous years for England and Wales separately can be found at:

www.gov.uk/government/collections/local-government-pension-scheme

The Scottish Government also collect local government pension fund data. Their information can be found at the following website:

<https://www.gov.scot/Topics/Statistics/Browse/Local-Government-Finance/PubScottishLGFStats>

Firefighters' statistics

The Home Office also collect and publish data on the Firefighters' pension scheme. This information can be found at the following website:

<https://www.gov.uk/government/collections/fire-and-rescue-workforce-and-pensions-statistics>

Enquiries

Media enquiries:

0303 444 1209

Email: newsdesk@communities.gov.uk

Public enquiries and Responsible Statistician:

Jo Coleman

0303 444 6745

Email: sf3.statistics@communities.gov.uk

Information on Official Statistics is available via the UK Statistics Authority website:

<https://www.gov.uk/government/statistics/announcements>

Information about statistics at MHCLG is available via the Department's website:

www.gov.uk/government/organisations/department-for-communities-and-local-government/about/statistics

© Crown copyright, 2019

Copyright in the typographical arrangement rests with the Crown.

You may re-use this information (not including logos) free of charge in any format or medium, under the terms of the Open Government Licence. To view this licence, www.nationalarchives.gov.uk/doc/open-government-licence/ or write to the Information Policy Team, The National Archives, Kew, London TW9 4DU, or email: psi@nationalarchives.gsi.gov.uk.

This document/publication is also available on our website at www.gov.uk/mhclg

If you have any enquiries regarding this document/publication, email contactus@communities.gov.uk or write to us at:

Ministry of Housing, Communities and Local Government

Fry Building

2 Marsham Street

London

SW1P 4DF

Telephone: 030 3444 0000

October 2019

For all our latest news and updates follow us on Twitter: <https://twitter.com/MHCLG>