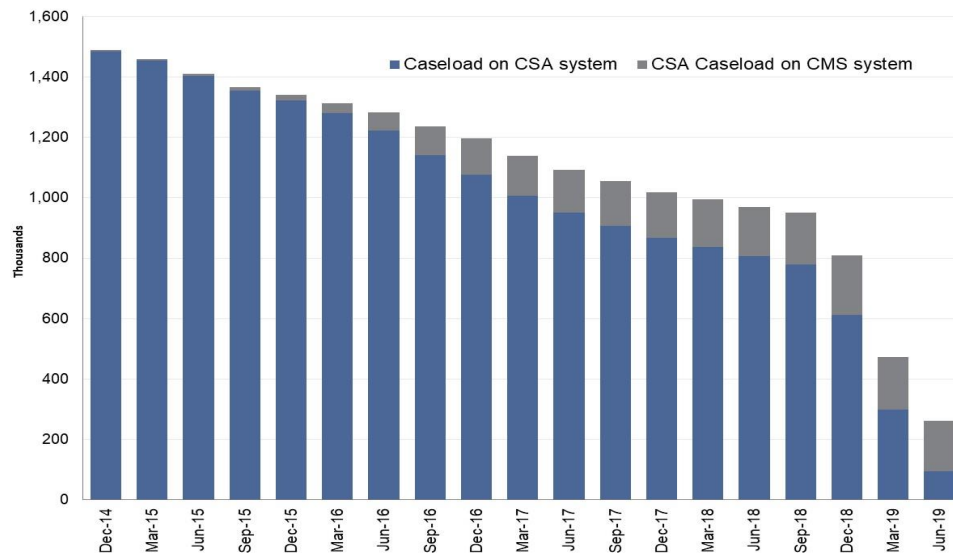


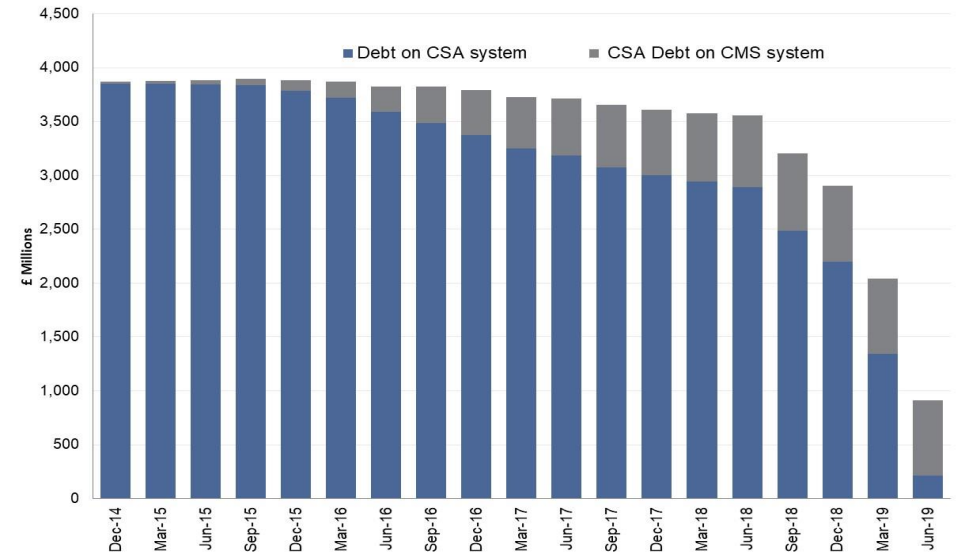
The Child Support Agency (CSA) was set up in 1993 and in 2012 the Child Maintenance Service (CMS) was created to replace the CSA. The closure of the CSA is progressing and all on-going liabilities have ended. Parents have been given the opportunity to consider afresh their child maintenance arrangement and whether they wished to apply to the CMS. A number of CSA cases remain which have historical debt built up under the CSA schemes and some of these cases have been moved onto the CMS IT systems. This remaining debt is being addressed by offering a final chance at collection where this is possible at a reasonable cost to the taxpayer, as outlined in the child maintenance compliance and arrears strategy.

Main Stories

- The CSA caseload continues to reduce. The number of CSA cases held on CSA or CMS IT systems decreased from **472,700** in March 2019 to **260,900** in June 2019. The reduction in caseload is due to the closure of cases as outlined in the child maintenance compliance and arrears strategy.
- The CSA historical debt balance continues to reduce. The amount of CSA debt held on CSA or CMS IT systems has decreased from **£2,040 million** in March 2019 to **£915 million** in June 2019. Debt owed to Government and debt which has no reasonable chance of being collected is being written off.
- Between 13th December 2018, when the compliance and arrears strategy work started, and 30th June 2019:
 - The CSA wrote to **135,100** parents with care to ask if they want a last attempt to be made to try to collect the debt owed to them.
 - **398,000** cases on the CSA IT system with non-paying historical debt have had the debt adjusted or written off. These cases had system records showing a total debt value of **£1,418 million**. Of this £644m was owed to government only.



CSA caseload has declined to 260,900 from 472,700 in March 2019



Outstanding debt balance has reduced to £915 million from £2,040 million in March 2019

At a glance

Page

The total number of CSA cases has decreased to 260,900 in June 2019 from 472,700 in March 2019	1
The total CSA historical debt balance has decreased to £915 million from £2,040 million in March 2019	1
We have written to 135,100 parents with care to ask if they want us to try and collect their debt	3
398,000 cases held on CSA systems have had their historical debt adjusted or written off in line with the compliance and arrears strategy	5

Author: Gail Ludlam

Lead Statistician: Belinda Selby

cm.analysis.research@dwp.gsi.gov.uk

DWP Press Office: 0203 267 5144

Feedback is welcome.

Published: 16th October 2019

The next edition will be published December 2019/January 2020

© Crown copyright

What you need to know

Child maintenance is financial support between separated parents to help with the everyday costs of looking after children.

The **parent with care (PWC)** is the parent with the main day to day care of the children. The **non-resident parent (NRP)** is the parent who does not have day to day care of the children.

Some CSA historical debt balances are **adjusted** either because the debt has already been paid, or it was created in error. Some CSA historical debt is **written off**, either because the parent with care has told us they do not want this debt or did not respond to the representation letter, it would cost more to collect the debt than it is worth or it has been deemed uncollectable.

Representation is the process of writing to parents to ask if they want us to make a last attempt at collecting the debt owed to them, where it is cost effective to do so.

This publication covers **CSA child maintenance cases** which have historical debt built up under the CSA schemes, some of which have been moved onto the CMS computer system to enable the closure of CSA systems. It does not cover cases which originated on the Child Maintenance Service.

Compliance and Arrears Strategy

The [child maintenance compliance and arrears strategy](#) sets out how government will address non-paying historical debt that built up on the CSA schemes. The CSA will write to the PWC to ask if they want a last attempt to be made to try to collect their debt in cases where:

- It has built up on CSA systems and there has been no recent payment made
- The case started before 1st November 2008 and the debt is over £1000 or
- The case started on or after 1st November 2008 and the debt is over £500

This process is called 'representation'. If the PWC responds stating that they still want their debt, the CSA or CMS (depending on where the case is held) will determine whether there is a reasonable chance of collection and proceed appropriately, in most cases by writing to the non-resident parent.

Debt less than £500 (or debt less than £1000 for older cases) will be written off. We will not ask parents in these cases if they want their debt collected, as collection activity would cost more than the debt is worth, but a notification letter will be issued to both parents explaining what has happened with their case. In cases with debt below £65, the debt will be written off and notification letters will not be issued.

All debt owed to government accrued in the CSA will be written off as collecting this debt will not benefit families and it would cost more to collect than the debt is worth. Debt owed to government built up under a CSA policy that has now ended. This policy required the NRP to repay the government for some of the benefits paid to support their children.

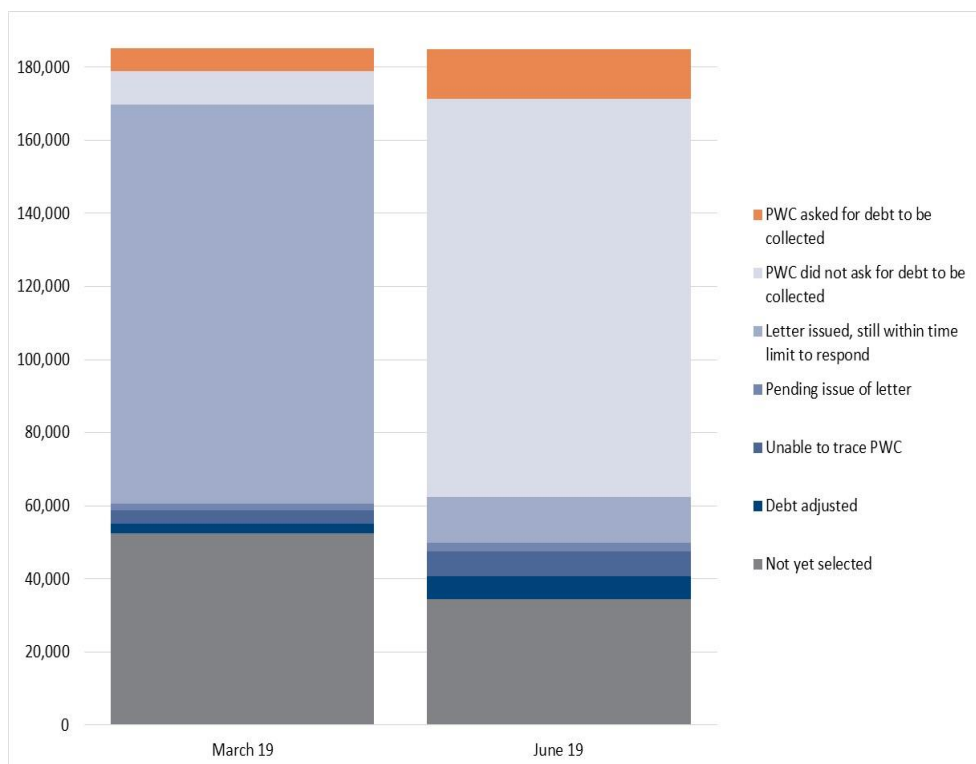
Parent with care representation process

In cases where we offer the PWC the chance to ask for collection of the debt owed to them, the CSA, or CMS if the case has been moved onto the CMS IT system, will write to the PWC advising them to respond (via a formal representation) if they still want the debt owed to them to be pursued. If the PWC responds asking for the debt to be collected the CSA will perform a number of checks to establish whether there is a realistic chance of collection. If there is, the CSA will decide what activity is reasonable. Where either the PWC does not want us to collect the debt, does not respond to the letters within 60 days of the first letter, or the case is deemed as having little chance of successful collection the debt will be written off. The representation statistics do not currently include cases which have been transferred to the CMS system because activity on these cases started later than on the CSA system and the data needed to report on them requires more quality assurance. We will continue work to develop these additional statistics and will aim to include them in the September 2019 release.

144,400 cases held on CSA systems and eligible for representation have started the parent with care representation process by the end of June 2019.

The first letters were sent to PWCs on 14th December 2018. At this date there were 185,100 cases on CSA systems with system records showing historical debt over £500, or over £1,000 depending on the age of the case. These cases are included in the representation process. See **Table 5 and 6** for full data.

185,100 Cases on CSA systems had system records indicating that they were eligible for the PWC representation process



As at June 2019:

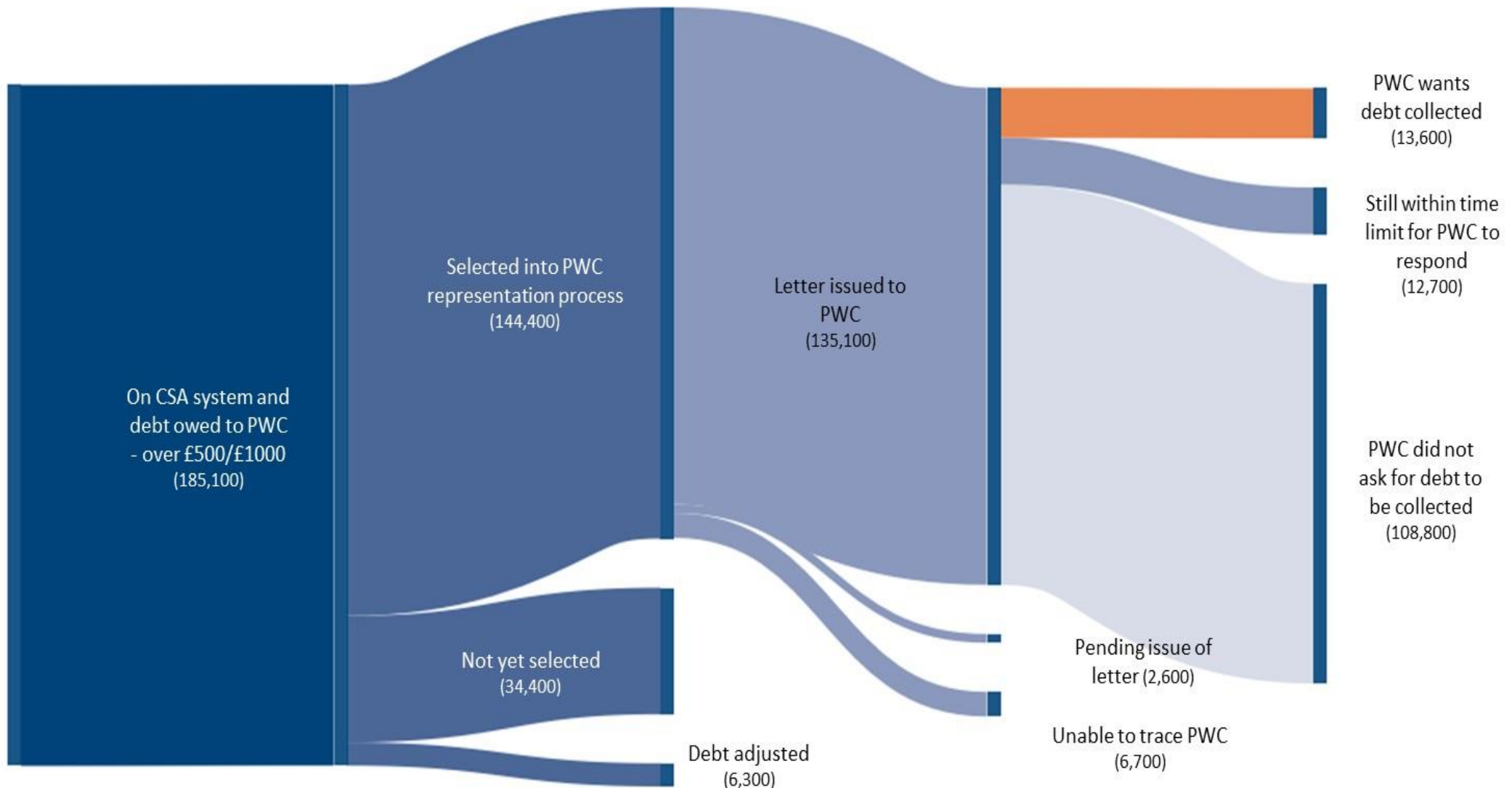
In **6,300** cases the debt was found to be incorrectly recorded and was adjusted to zero. These cases were therefore not eligible for representation. This is **3%** of the cases thought to be eligible for the representation process on CSA systems.

144,400 cases have started the parent with care representation process. This is **81%** of eligible cases on CSA systems. **34,400** cases on the CSA computer system and all CSA cases held on the CMS computer system which may be eligible have not yet been selected.

Of the **144,400** cases that have started the process:

- In **6,700** cases (**5%**) we were unable to trace the PWC.
- In **2,600** cases (**2%**) issue of the letter is on hold while we attempt to trace a reliable address for the PWC.
- In **135,100** (**94%**) cases we have written to the PWC and of these cases:
 - In **13,600** (**11%**) cases parents have asked us to attempt collection of the debt owed. This proportion may rise as more cases reach the time limit to respond. These cases will progress into the non-resident parent representation process (see **Table 7**).
 - In **108,800** (**87%**) cases parents have either told us that they do not want us to collect the debt, or have not responded to the letter or reminder letter within 60 days of the first letter being issued.
 - **12,700** (**9%**) cases are still within the time limit for the PWC to respond.

Parent with care representation process



CSA debt written off

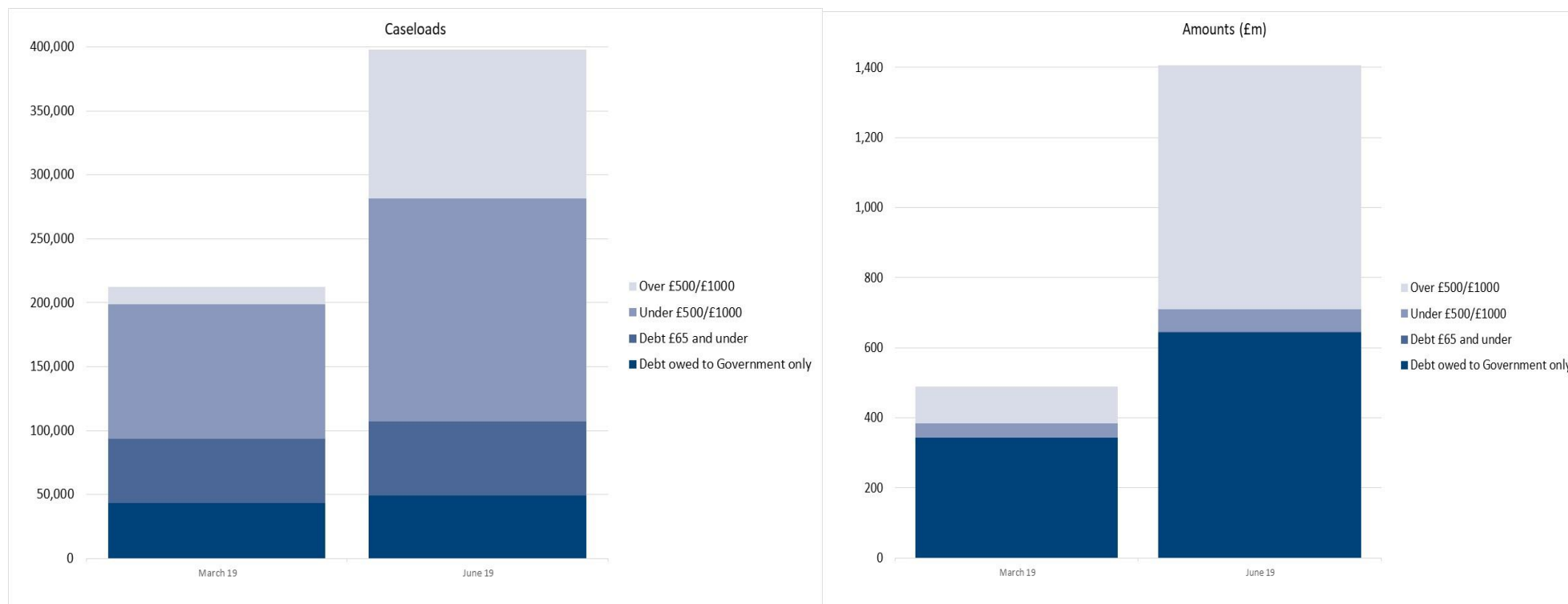
The Child Support Agency has written off historical debt on 398,000 cases held on CSA systems.

As of June 2019, there were **398,000** Child Support Agency cases held on CSA systems which have had their historical arrears adjusted or written off since the start of the compliance and arrears programme activity on 13th December 2018. These cases had system records showing a total debt value of **£1,418 million**. Of these:

- **48,900 (12%)** cases had system records showing debt which was owed to government only with a total value of **£644 million**.
- **58,200 (15%)** cases had system records showing debt owed to parents of £65 or under with a total value of **£1.6 million**.
- **174,300 (44%)** cases had system records showing debt owed to parents of £500/£1,000 or less (depending on the start date of the case) with a total value of **£64.5 million**.
- **116,600 (29%)** cases had system records showing debt owed to parents which was more than £500/£1,000 (depending on the start date of the case) with a total value of **£696.5 million**. In these cases, either we were unable to trace the PWC, the PWC did not ask for the debt to be collected, the debt has been adjusted due to corrections or production of evidence that payment has been made, or the debt has been deemed uncollectable. Some cases which are eligible for representation have not yet completed the process (see page 3 and 4 for more detail about representation).

See **Table 8** for full data

398,000 cases on CSA systems have had their historical debt adjusted or written off between 13th December 2018 and 30th June 2019



About these statistics

Caseload figures contained within this publication are rounded to the nearest hundred or percent. Amounts are rounded to the nearest hundred thousand. These statistics have been developed using guidelines set out by the UK Statistics Authority.

The statistics have been produced using new data and a new methodology which is still subject to on-going development and testing and they may therefore be revised in future publications. For this reason, they are badged as experimental statistics. Always refer to the most recent release for the most up to date statistics.

A number of cases had their debt adjusted prior to 13th December 2018 as part of the case closure programme. These adjustments were reported in the Child Support Agency case closure statistics.

In a change to the published strategy, this release does not include statistics on:

- Collections cases transferred to CMS because the data we need to report on them requires more quality assurance.
- The arrears write off statistics do not currently include CSA cases which have been transferred to the CMS computer system because activity on these cases started later than on the CSA system and the data we need to report on them requires more quality assurance. Some CSA cases on the CMS computer system, will have had their debt adjusted or written off.

We will continue work to develop these additional statistics and will aim to include them in the September 2019 release, which is due to be published in either December 2019 or January 2020.

Where to find out more

This document and summary tables can be found at:

<https://www.gov.uk/government/statistics/child-support-agency-quarterly-summary-of-statistics-june-2019-experimental>

Previous versions of the Child Support Agency Quarterly Summary of Statistics can be found here:

<https://www.gov.uk/government/collections/child-support-agency-quarterly-summary-statistics--2#latest-quarterly-summary-statistics>

The Child Support Agency case closure statistics can be found here:

<https://www.gov.uk/government/statistics/child-support-agency-case-closure-statistics-june-2014-to-december-2018>

For more information on the compliance and arrears strategy please see the information published here:

<https://www.gov.uk/child-maintenance-strategy> <https://www.gov.uk/government/consultations/child-maintenance-a-new-compliance-and-arrears-strategy>

Some statistics on debt that has been transferred from the CSA to the Child Maintenance Service are sourced from the Client Funds Accounts. CSA Client Funds Accounts are published in full here:

<https://www.gov.uk/government/publications/child-maintenance-client-funds-account-2014-to-2015>

For statistics on the performance of the Child Maintenance Service please see:

<https://www.gov.uk/government/collections/statistics-on-the-2012-statutory-child-maintenance-scheme>

For details on child maintenance arrangements made after speaking to the Child Maintenance Options service, including family based arrangements please see:

<https://www.gov.uk/government/collections/family-based-child-maintenance-arrangements-statistics#latest-release>