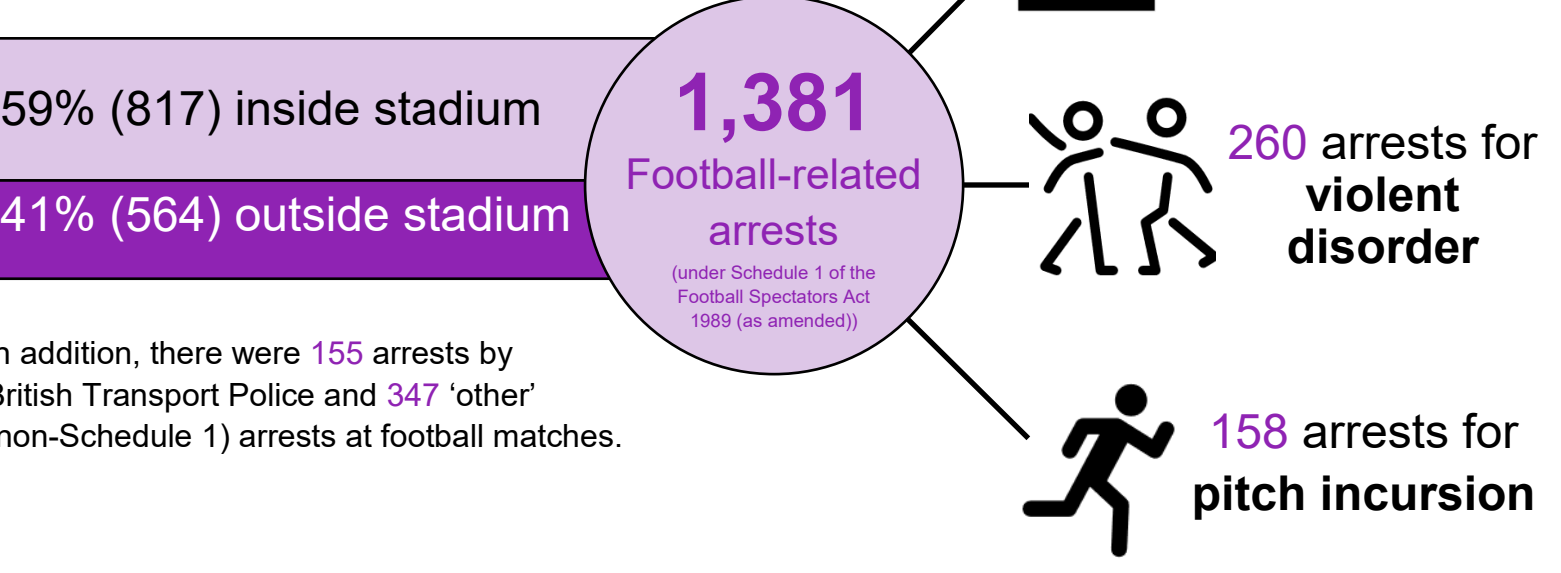




Football-related arrests and banning order statistics, England & Wales, 2018/19 season

Football-related arrests

Most common offence types



Clubs with the highest number of supporters arrested

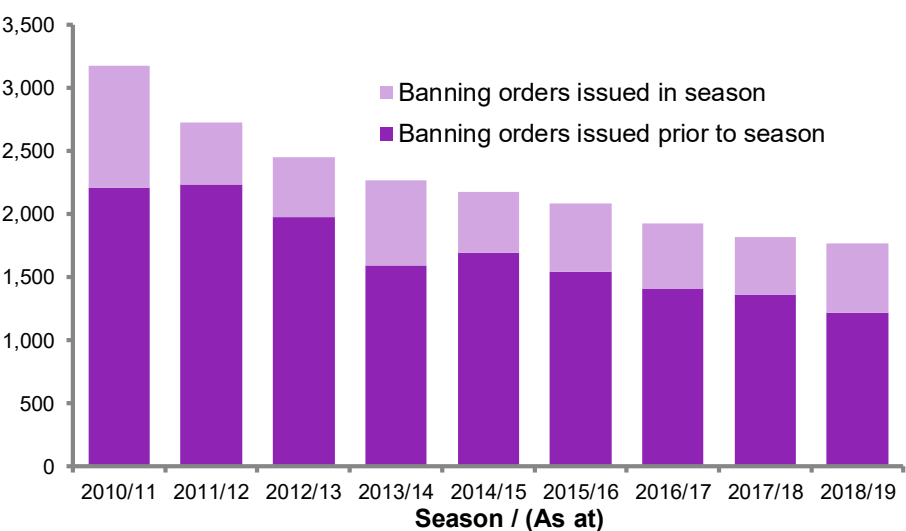


Football banning orders

As at 1 August 2019:
1,771 football banning orders in force

Of which, 31% (549) issued in 2018/19

Almost all football banning orders were issued to males (1,765).
18-34s were the age group with the highest number of football banning orders.

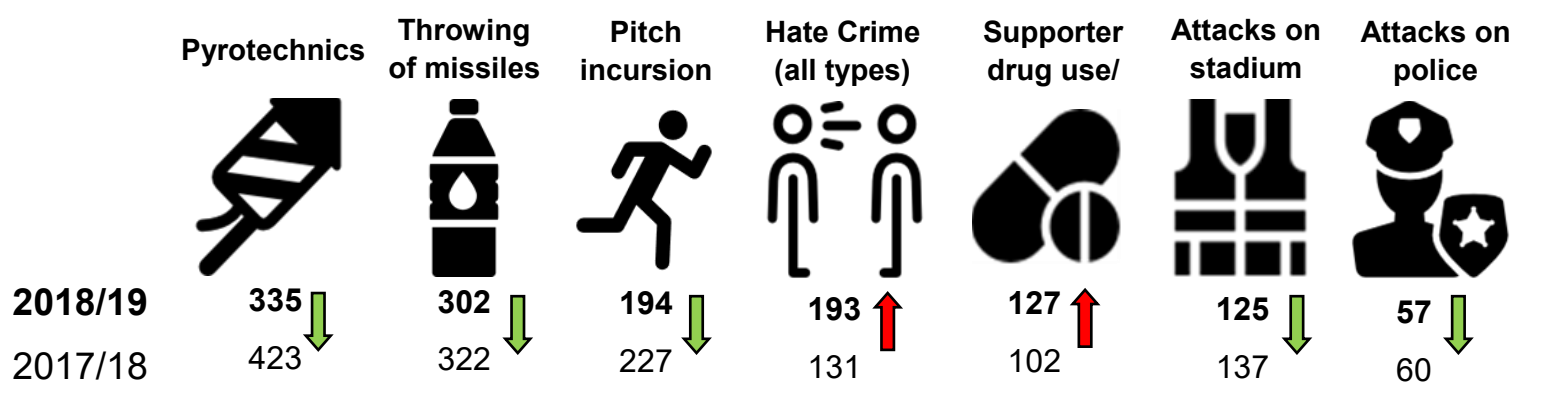


Steady decline in football banning orders in force since 2011

19% (+89) increase in new football banning orders imposed

Experimental statistics - Reported incidents at football fixtures

In the 2018/19 season, at 3,022 regulated domestic matches, there were 1,007 with reported incidents.



Figures on this infographic relate to the Football-related arrests and banning orders, England and Wales: 2018/19 season release, which can be accessed at: <https://www.gov.uk/government/statistics/football-related-arrests-and-banning-orders-england-and-wales-2018-to-2019-season>

Press enquires: pressoffice@homeoffice.gov.uk
020 7035 3535
Statistical enquires: PublicOrderStatistics@homeoffice.gov.uk

Men fighting icon and water bottle icon made by [Freepik](http://www.flaticon.com) from www.flaticon.com