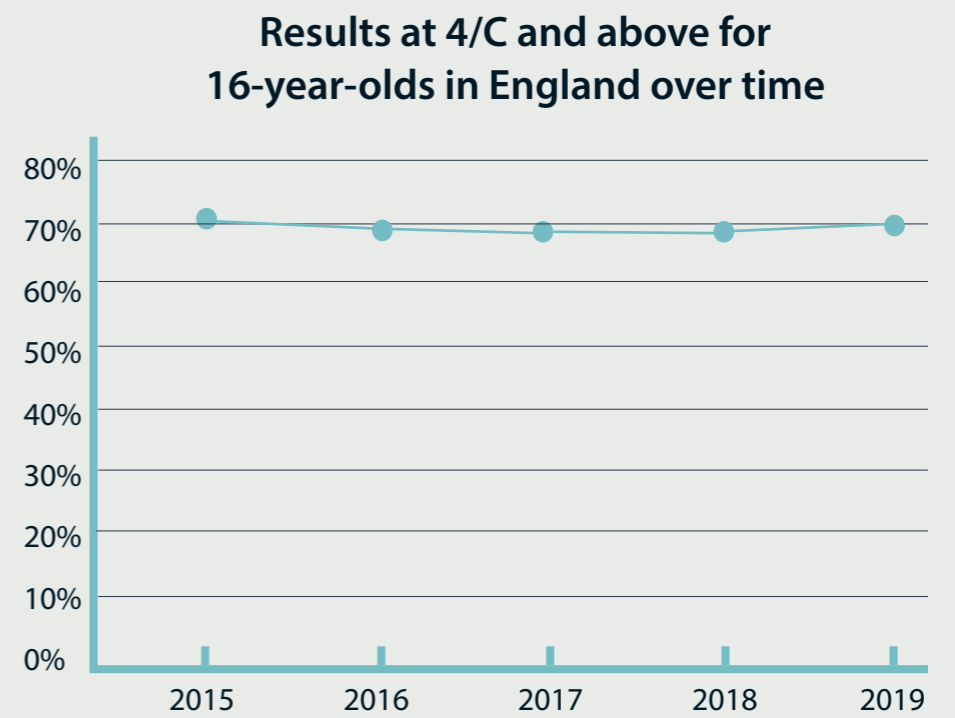
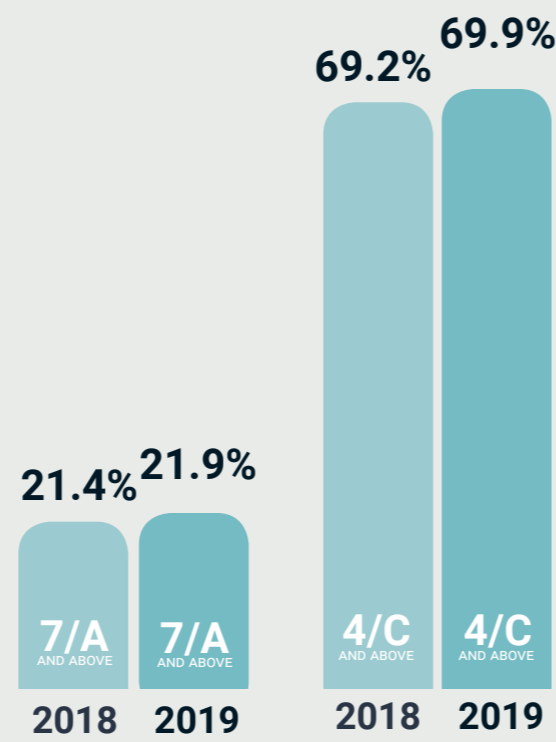
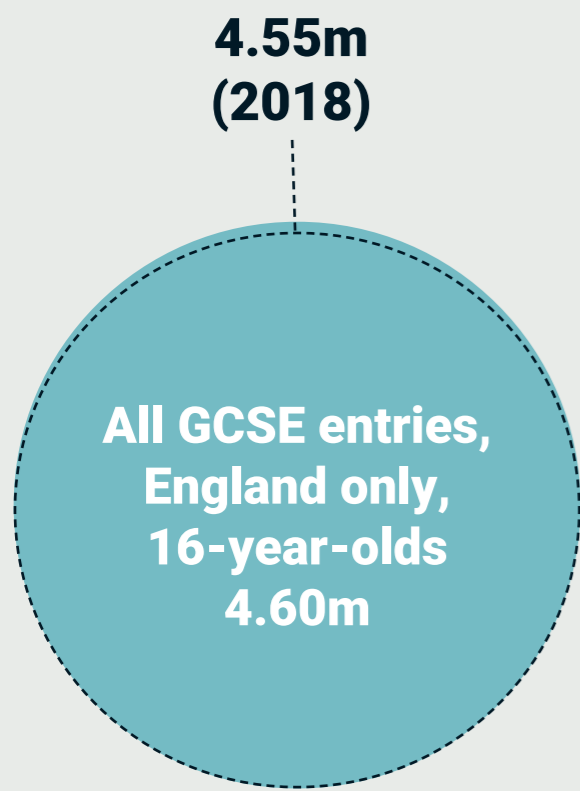
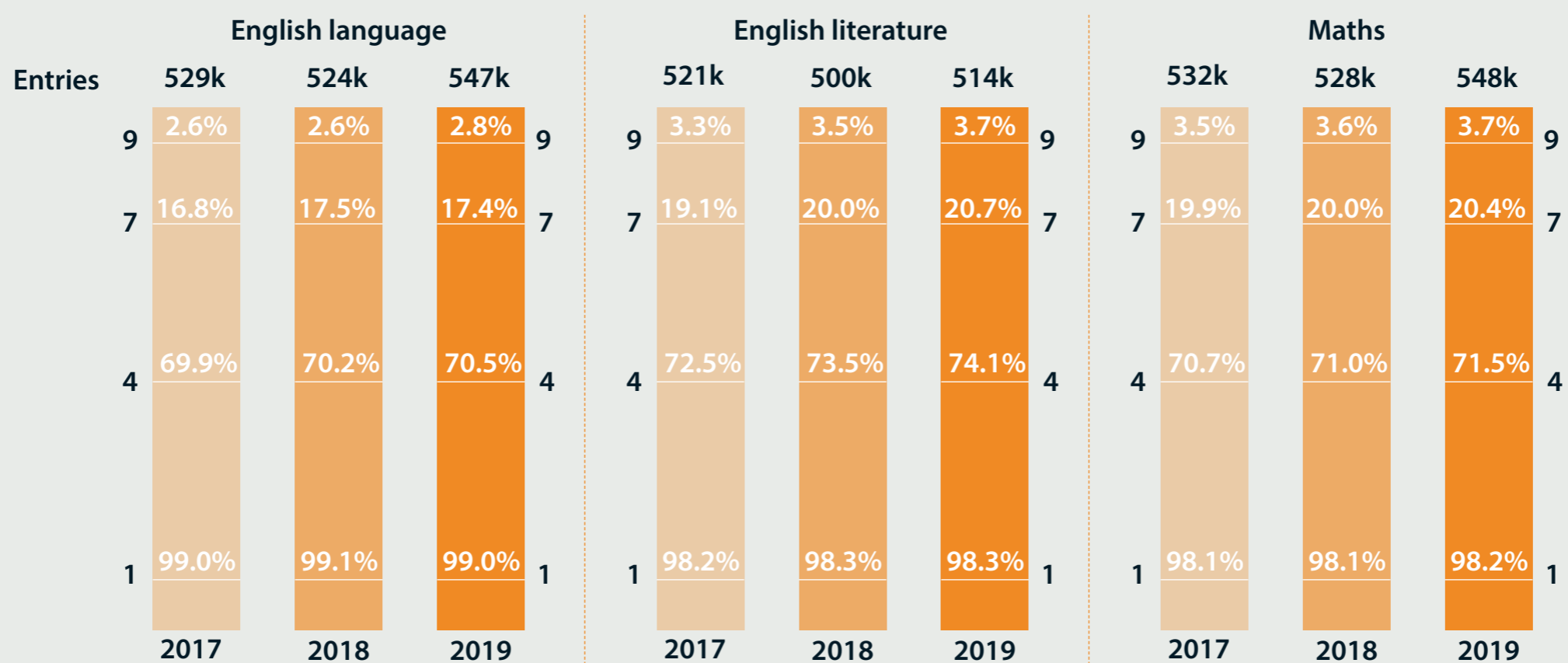


GCSEs in 2019, all entries in all subjects, England only, 16-year-olds



GCSEs in 2019, English and maths, England only, 16-year-olds

Results for 16-year-olds in English language, English literature and maths



GCSEs taken and grade 9s in 2019, England only, 16-year-olds

Number of GCSEs taken by 16-year-olds

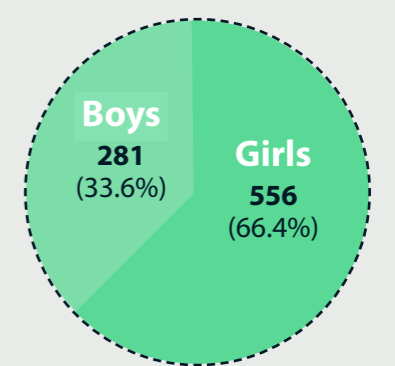
Number of GCSEs taken	Number of students	%
1	8,750	1.5%
2	11,350	2.0%
3	9,700	1.7%
4	9,500	1.6%
5	17,550	3.0%
6	43,400	7.5%
7	86,900	15.0%
8	134,150	23.1%
9	156,700	27.0%
10	84,050	14.5%
11	17,450	3.0%
12+	1,350	0.2%
Total	580,850	100%

Numbers of students have been rounded to the nearest 50. Because of roundings percentages may not add up to 100.

All grade 9s in all subjects taken

Number of GCSEs taken	Number of students
7	78
8	93
9	240
10	293
11	123
12	10
Total	837

Those with straight grade 9s in reformed subjects - does not include any student who got less than a grade 9 in any reformed subject, nor any results of unreformed subjects.



ofqual

August 2019 - Ofqual/19/6535

More information

Ofqual's guide for schools and colleges: bit.ly/ofqualguide2019