

# The journey of the child

exploring racial disparity in the youth justice system

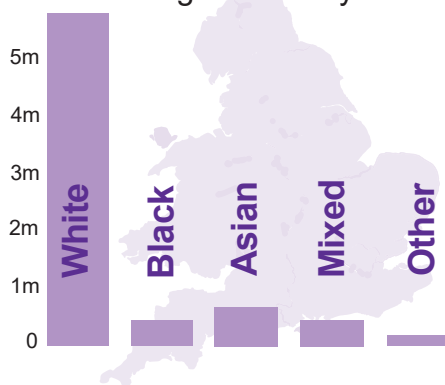
To find out more visit: <https://prezi.com/view/kDYqkz2Sf4EuIJ8Zvlkr/>



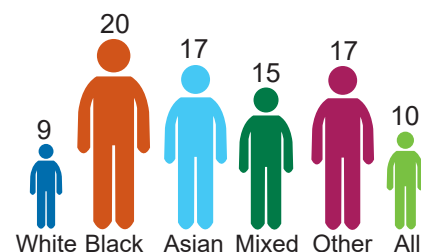
Black children are over **four times** more likely to be arrested than white children.<sup>1</sup>

Of all children arrested, white children are more than **twice** as likely to get a caution than black children.<sup>2</sup>

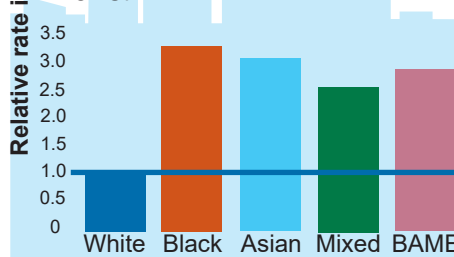
The number of children in England and Wales aged 10-17 by ethnicity<sup>4</sup>



The proportion of people living in the most deprived 10% of neighbourhoods, by ethnicity<sup>7</sup>



The rate of remand per 1,000 arrests, year ending March 2018<sup>5</sup>



Of all children convicted, BAME children are **twice** as likely to be sentenced to custody.<sup>8</sup>

Black pupils are more likely to be **permanently excluded** from school than the rest of the population.<sup>3</sup>



BAME children are **more likely** than white children to reoffend.<sup>6</sup>



A **quarter** of children in custody are black.<sup>9</sup>



Sources: 1. Police powers and procedures England and Wales statistics 2. Criminal justice statistics quarterly 3. Department for Education Statistics: exclusions, and Welsh Government: Permanent and fixed-term exclusions from schools: September 2016 to August 2017 4. 2011 Census General Report - Office for National Statistics 5. Remand data is sourced from Table 6.2, Supplementary Tables, Youth Justice Statistics 2017/18, arrest data via Police powers and procedures England and Wales statistics 6. Proven reoffending statistics 7. Ethnicity facts and figures - Office for National Statistics 8. Criminal justice statistics quarterly 9. Youth Custody Data