



Participation in Education, Training and Employment by 16-18 year olds: End 2018

The proportion of 16-18 year olds in education or apprenticeships increased by 0.6ppts to 81.3%, the highest on record

81.3%*

in education or apprenticeship

(highest level on record)

94.1%*

87.6%*

63.1%

0.5 ppts

0.5 ppts

0.5 ppts

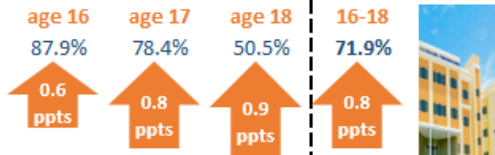
Age 16

Age 17

Age 18


Age 16 and 17 record highs

Increases in full-time education at all ages

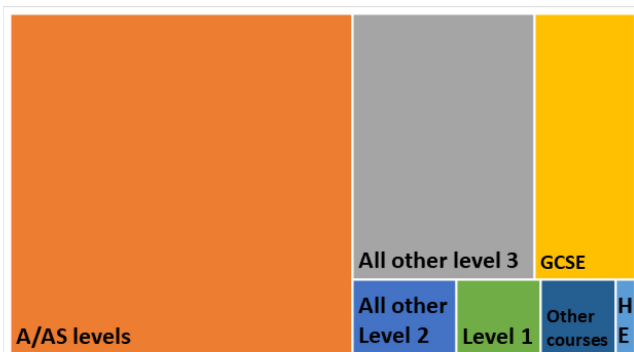


All record highs

Slight falls in proportions on apprenticeships at all ages



Record proportions of 16/17 year olds in full-time education, most aiming for a qualification at level 3



- Level 3 study (not A levels) increased by 0.6 ppts to 18.9% of 16/17 year olds **HIGHEST LEVEL ON RECORD**
- Just over a third of these were studying for a tech level or applied general qualification

Most 18 year olds in full-time education are aiming for a qualification at level 4

50.5%* age 18 in FTE (+0.9ppts) RECORD HIGH



+1.1ppts in the proportion of 18 year olds studying for a HE qualification 31.8% RECORD HIGH

6.3%* NEET

Age 16-18 NEET rate remains at lowest level on record

3.2%*

4.3%*

11.1%

0.5 ppts

0.6 ppts

1.1 ppts

Age 16

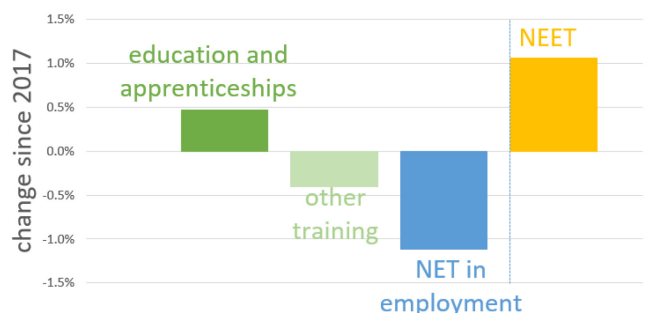
Age 17

Age 18

Record lows at ages 16 and 17

NET employment rates:

...the increase in NEET at 18 was driven by a fall in those NET in employment



*Record level since consistent time series began in 1994