

# National Insurance Numbers Allocated to Adult Overseas Nationals

Registrations to March 2019

Quarterly

Published 24<sup>th</sup> May 2019

United Kingdom

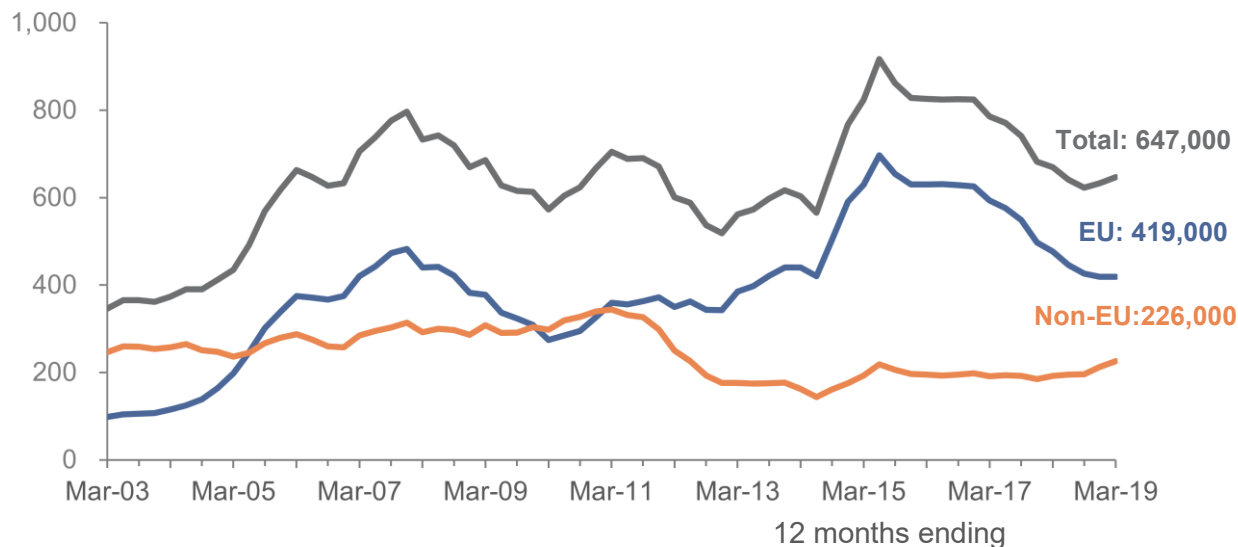
Official Statistics

**What do these statistics show?** A National Insurance Number (NINo) is generally required by any adult overseas national looking to work or claim benefits / tax credits in the UK. As such they show a count, by individual nationality, of the number of NINos registered to adult non-UK nationals each quarter, irrespective of the length of stay in the UK. The NINo statistics are not a count of the number of adult non-UK nationals currently residing in the UK.

## Main stories

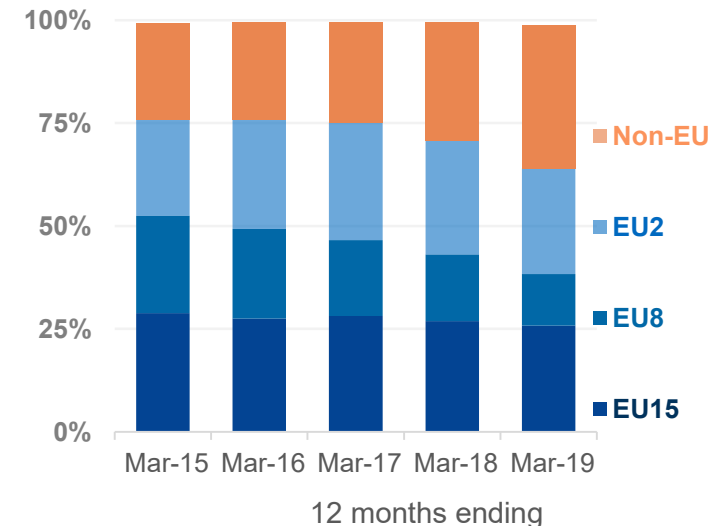
**647 thousand NINos registered in the year to March 2019: a 3% decrease on the previous year.**

Registrations in thousands



The increase in registrations seen in the last two quarters of the year to March 2019 are likely to reflect the processing of pending applications and increased operational activity resulting from the opening of two new processing centres.

**In the year to March 2019, 65% of all NINo registrations were allocated to EU nationals: a decrease of 5 percentage points from the previous year.**



## At a glance

Page

[Where in the world are people registering from?](#)

3

[Where in the UK are people registering?](#)

4

[About the statistics](#)

5

[Where to find out more](#)

5

**Lead Statistician:** Ali Spahiu

ali.spahiu@dwp.gsi.gov.uk

**DWP Press Office:** 0203 267 5144

Comments and feedback are welcome

Published 23<sup>rd</sup> May 2019

Next edition on 22<sup>nd</sup> August 2019

© Crown copyright

DWP publish annual official statistics every August, showing the number of non-UK nationals (at point of NINo registration) claiming a range of working age benefits.

These statistics have now been developed to cover Universal Credit and Housing Benefits.

## What you need to know

These statistics are designated as official statistics – see [Status: Official statistics](#)

### What can you use these figures for?

✓ they provide a 100% count of foreign nationals registered for a NINo in a quarter; what their nationality was at the time of registering and where they registered.

### What you cannot use these figures for:

✗ As a count of quarterly or annual migration to the UK.

✗ The number of foreign nationals who have started work or are currently in work.

✗ The number of foreign nationals who are currently in the UK.

Further information including detail on uses and limitations of the series can be found in [background information](#).

This summary contains statistics on National Insurance Numbers (NINo) allocated to adult overseas nationals, covering the period from January 2002 to March 2019.

The NINo statistics show the number of people registered for a NINo in order to work or to claim benefits / tax credits and are one of a number of supplementary measures produced by Government of in-migration to the UK.

Although quarterly registration figures are provided in the accompanying EXCEL tables, care should be taken when interpreting quarterly changes as they might reflect changes in operational activity. Annual year-on-year changes are more reliable to reflect longer-term trends.

The statistics are published as part of the scheduled timetable for the release of cross-Government migration statistics. The [Migration Statistics Quarterly Report \(MSQR\)](#) is a summary of the quarterly releases of official international migration statistics by the Office for National Statistics (ONS).

### Comparisons with other sources of migration:

NINo statistics are not a direct measure of long term migration and therefore are not directly comparable with ONS long-term estimates of immigration. On 7 March 2016, the ONS published an [information note](#) explaining the reasons why long-term international immigration figures from the International Passenger Survey (IPS) could differ from the number of NINo registrations. This was followed by an [analytical paper](#) presenting analysis that has been undertaken across government to help understand why the 2 series are showing different trends, with focus on EU migration.

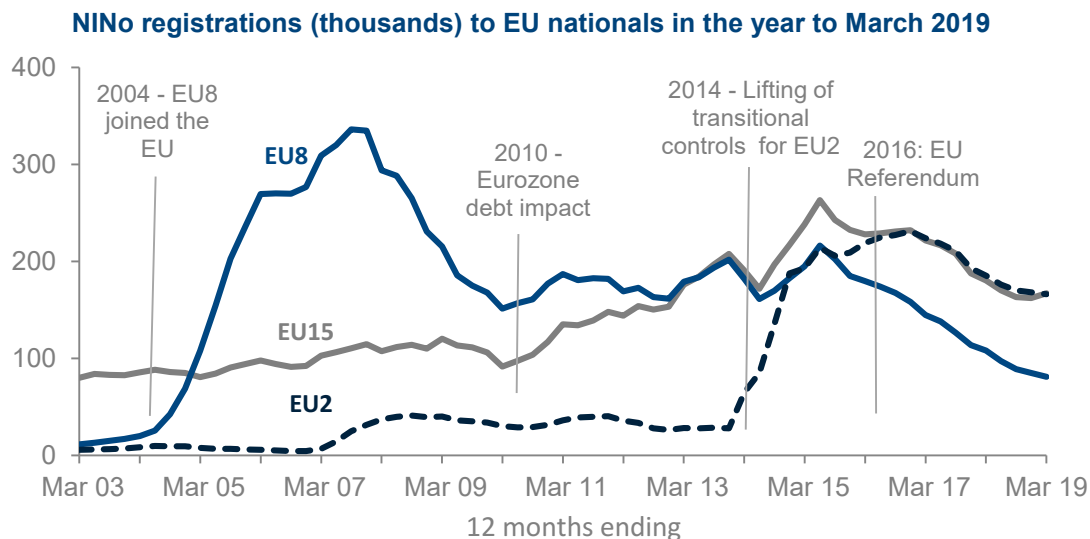
### EU groupings used within migration statistics:

EU15 (original EU members), EU8 (joined the EU in 2004), EU2 (Romania & Bulgaria) and European Union Other.

For reporting purposes, countries have been grouped into ‘world areas’ based primarily on geographical location, for more details see [World Areas](#)

# Where in the world are people registering from?

## Registrations to EU nationals have continued to fall.



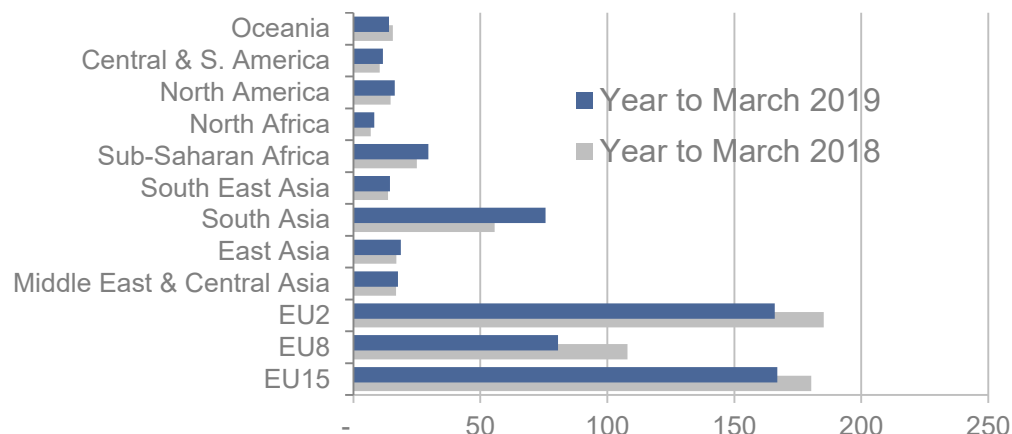
- In the year to March 2019, there were 419,000 NINo registrations by EU nationals (down 12% on the previous year).
- Registrations across all EU sub groups have decreased:
  - EU15 down 7% to 167,000
  - EU8 down 25% to 81,000
  - EU2 down 10% to 166,000
- Registrations to EU8 nationals now account for 19% of all EU registrations, this is down from 74% in 2007.

Note: There was a sharp rise in NINo registrations in 2014 following the removal of restrictions on work for EU2 citizens. Some of this is reflecting individuals who were residing in the UK prior 2014 and would only have been able to register for a NINo after that date (see [arrival to registration analysis on EU2 nationals](#)).

- In the year to March 2019 registrations to non-EU national increased by 17%, to 226,000. 58% of this increase was contributed by the increase of registrations to Indian nationals.

## Outside of the EU, South Asia has the most registrations

### Registrations (thousands) in the year to March by world area



### Top 5 individual nationalities, registrations in year to March 2019 (thousands) and the % change from previous year.

| EU       |            | Non EU        |           |
|----------|------------|---------------|-----------|
| Romania  | 132 (-11%) | India         | 53 (+58%) |
| Italy    | 45 (-6%)   | Pakistan      | 14 (+3%)  |
| Poland   | 44 (-25%)  | United States | 12 (+17%) |
| Bulgaria | 34 (-9%)   | China         | 12 (+1%)  |
| Spain    | 32 (-8%)   | Australia     | 10 (-9%)  |

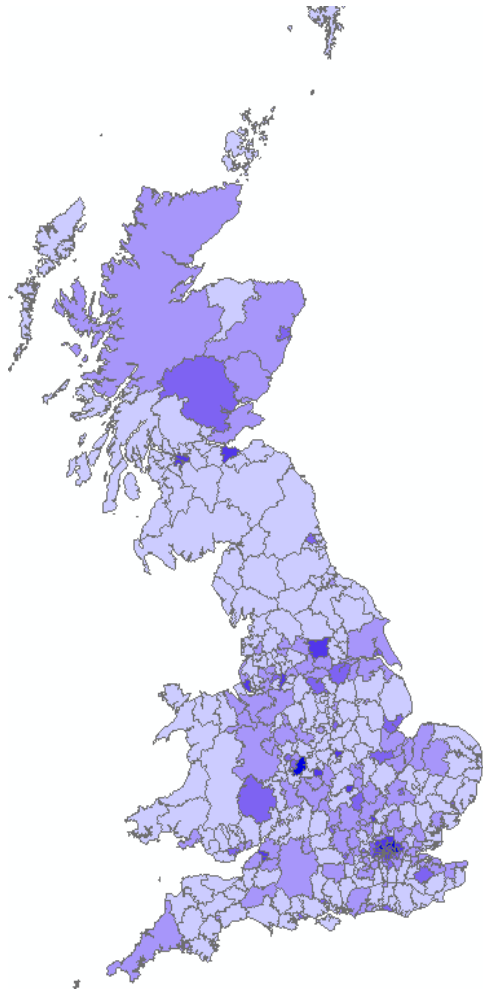
Nationalities with the largest increases in registrations in the year to March 2019 are: India (see above), Croatia up 261% to 3000, Nigeria up 27% to 10,000 and United States up 17% to 12,000.

# Where in the UK are people registering?

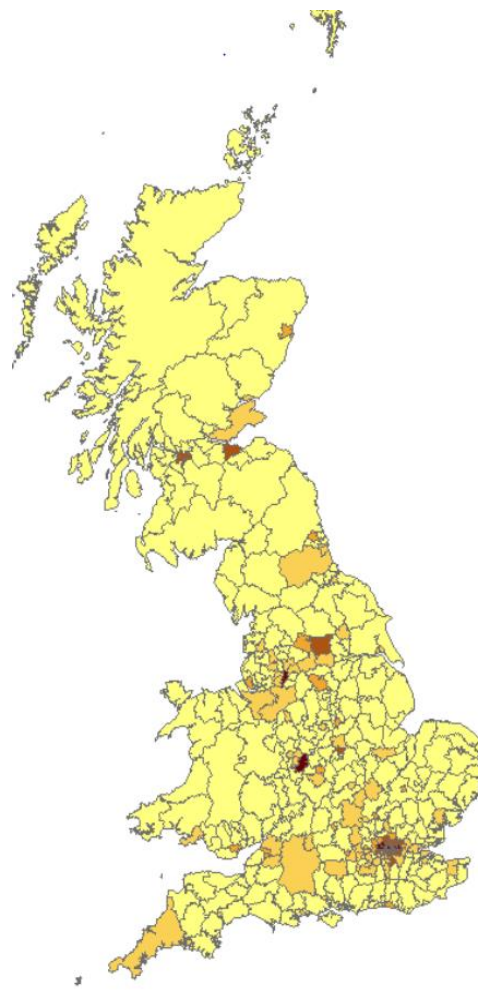
## Almost half of all registrations are in London or the South East

NINo registrations Year to March 2019, by Local Authority at time of registration

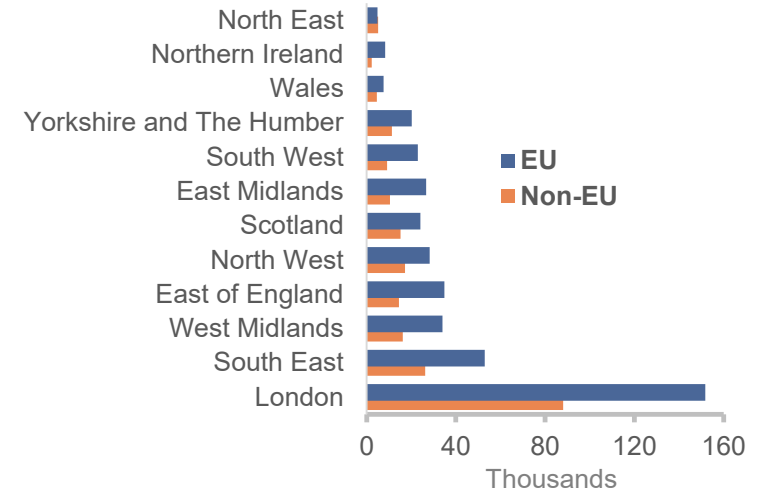
European Union



Non European Union



All NINo registrations: Year to March 2019, by region



| Top 10 Local Authorities | Registrations |
|--------------------------|---------------|
| Newham                   | 18,000        |
| Tower Hamlets            | 16,000        |
| Birmingham               | 14,000        |
| Brent                    | 14,000        |
| Ealing                   | 11,000        |
| Westminster              | 11,000        |
| Glasgow City             | 10,000        |
| City of Edinburgh        | 10,000        |
| Manchester               | 10,000        |
| Haringey                 | 10,000        |

The darker areas of the map show local authorities with higher levels of registrations  
 Click [here](#) for the interactive version: NINo registrations

# About these statistics

## Status: Official statistics

National Insurance number (NINo) allocations to adult overseas nationals are Official Statistics. Official Statistics are produced in accordance with the [Statistics and Registration Service Act 2007](#) and the [Code of Practice for Statistics](#) and meet high standards of trustworthiness, quality and public value.

## World Areas

For reporting purposes, countries have been grouped into 'world areas' based primarily on geographical location. Countries are grouped according to current world area status for the entire back series.

| World Area                        | Sub Group  |
|-----------------------------------|--|
| European Union (EU)               | European Union EU15 (original EU members), European Union EU8 (joined EU in 2004), European Union EU2 (Romania & Bulgaria), European Union Other |
| Non-European Union (Other Europe) | Other Europe   |
| Asia                              | Middle East and Central Asia, East Asia, South Asia, South East Asia   |
| Rest of the World                 | Sub-Saharan Africa, North Africa, North America, Central and South America, Oceania  |

A detailed nationality breakdown for each world area is available in the supplementary tables accompanying this [release](#).

## Where to find out more

This document and the summary tables can be found here: <https://www.gov.uk/government/collections/national-insurance-number-allocations-to-adult-overseas-nationals-entering-the-uk>

Further information including detail on data sources, uses and limitations of the series can be found here: <https://www.gov.uk/government/statistics/nino-allocations-to-adult-overseas-nationals-entering-the-uk-background-information>

Build your own tables using Stat-Xplore: <https://stat-xplore.dwp.gov.uk/>

See our interactive map: Click here: <https://dwp-stats.maps.arcgis.com/apps/Viewer/index.html?appid=e449d3f2bd5e4e55aebc6154f69de07a>

View our new interactive NINo dashboard: <https://stat-xplore.dwp.gov.uk/webapi/metadata/dashboards/ninodash/index.html>

Further detail on the NINo application process is available here : <https://www.gov.uk/apply-national-insurance-number>

The Migration Statistics Quarterly Report provides a comprehensive summary of the various sources of migration statistics including headline NINo statistics:  
<https://www.ons.gov.uk/peoplepopulationandcommunity/populationandmigration/internationalmigration/bulletins/migrationstatisticsquarterlyreport/previousReleases>

## **Enquires and feedback**

DWP would like to hear your views on our statistical publications. If you use any of our statistics publications, we would be interested in hearing what you use them for and how well they meet your requirements : Email DWP at [stats-consultation@dpw.gsi.gov.uk](mailto:stats-consultation@dpw.gsi.gov.uk).

Press enquiries should be directed to the Department for Work and Pensions Press Office: 0203 267 5144.

Other enquiries about these statistics should be directed to:

[YOLANDA.RUIZRODRIGUEZ@DWP.GOV.UK](mailto:YOLANDA.RUIZRODRIGUEZ@DWP.GOV.UK)

[ALI.SPAHIU@DWP.GOV.UK](mailto:ALI.SPAHIU@DWP.GOV.UK)