

Fig-Item	DMC Army	NATO Stock No.	Item Name and Description	Part No./ Drawing No.	No. Off	Annotations
		NP	TRAILER, COUPLING	MOD(PE) FV850898	REF	
1-1		NP	. PINTLE	MOD(PE) FV861979	1	
2	G1	5306-99-122-2810	. BOLT, MACHINE metric, steel, hex hd, Zn coated, M16 x 45 mm lg	BS3692	2	
3	G1	5310-99-135-9305	. WASHER, LOCK steel, single coil, cadmium plated, M16	BS4464	2	
4	G1	5310-99-122-5299	. NUT, PLAIN, HEXAGON metric, steel, Zn coated, M16	BS3692	2	
5	W17	2540-99-209-9055	. PIN ASSEMBLY	MOD(PE) FV861977	1	
6		NP	. . HANDLE	MOD(PE) FV861981	1	
7		NP	. . PIN	MOD(PE) FV861982	1	
8		NP	. . CORD green, 2.38 mm dia	RISTS TYPE 2	AR	
9	9BTR	2530-99-825-5801	. . CONNECTOR, PARALLEL	HELLER- MANN HC1335	1	
10		NP	. . TERMINAL, RING	HELLER- MANN HL11506	1	
11	9BTR	2540-99-831-9830	. PIN AND RING ASSEMBLY	MOD(PE) FV861978	1	
12		NP	. . COTTER 1/4 in. dia cotter, w/snap spring ring	MOD(PE) FV862121	1	
13		NP	. . CORD green, 2.38 mm dia	RISTS TYPE 2	AR	
14	9BTR	2530-99-825-5801	. . CONNECTOR, PARALLEL	HELLER- MANN HC1335	1	
15		NP	. . TERMINAL, RING	HELLER- MANN HL11506	1	
16	G1	5305-99-122-8664	. . SCREW, MACHINE Iso m; steel; hex hd; zinc plated w/chromate treatment; 5mm by 0.80mm pitch; 12mm lg; class 6g thd	BS3692	2	
17	G1	5310-99-135-9300	. . WASHER, LOCK split helical ring; cadmium plated; 5mm bolt size; 8.55mm od; 1.50mm thk	BS4464	2	

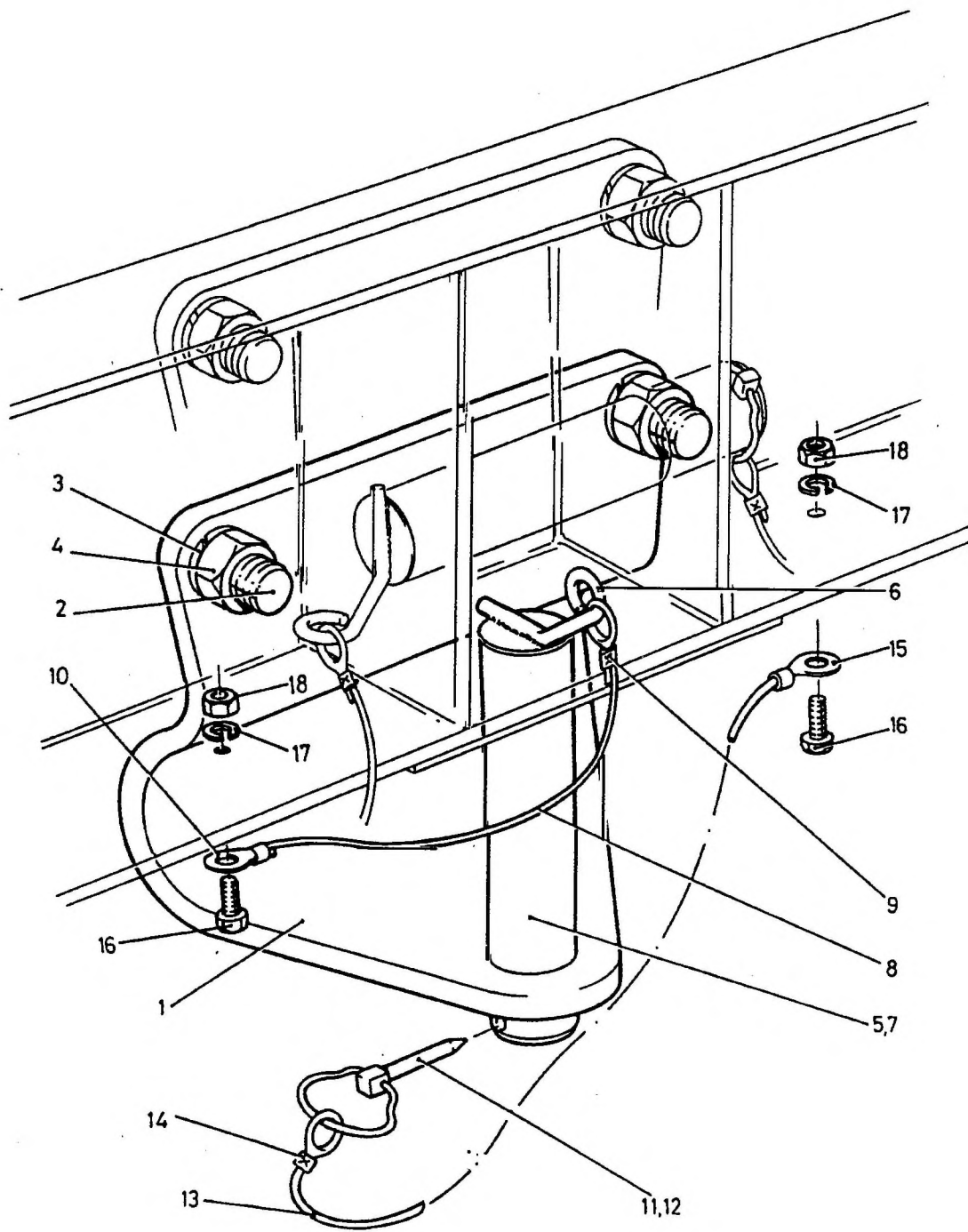



Fig 1 Trailer, coupling

Fig-Item	DMC Army	NATO Stock No.	Item Name and Description	Part No./ Drawing No.	No. Off	Annotations
1- 18	G1	5310-99-122-5294	<p>NUT, PLAIN, HEXAGON ISO metric; steel; chamfered bearing surface; zinc plated; 5.00mm by 0.80mm pitch; 8.00mm w A/F; 4.00mm h o/a; grade 8 nut NOTE... Items 16 to 18 for use with items 5 and 11</p>	BS3692	2	




Chapter 2-2-5

PARTS LIST

HANDBRAKE ASSEMBLY

Drawing No. FV2140606



**RECORD OF MODIFICATIONS
INCORPORATED IN THIS CHAPTER**

MOD. No.	Amdt No.	MOD. No.	Amdt No.	MOD. No.	Amdt No.

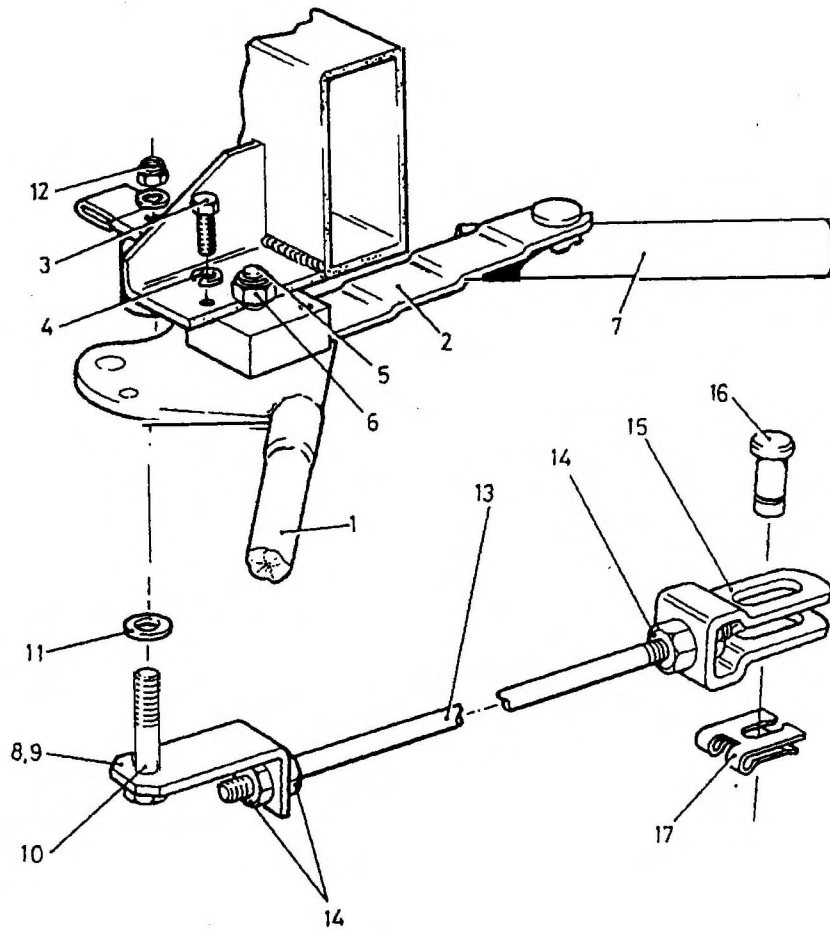


Fig 1 Handbrake assembly

Fig-Item	DMC Army	NATO Stock No.	Item Name and Description	Part No./ Drawing No.	No. Off	Annotations
		NP	HANDBRAKE ASSEMBLY	MOD(PE) FV2140606	REF	
1		NP	. LEVER, HANDBRAKE	MOD(PE) FV2140610	1	
2		NP	. SUPPORT, HANDBRAKE steel, Zn plated, 165 mm c to c	MOD(PE) FV2140609	1	
3	G1	5305-99-122-5366	. SCREW, MACHINE ISO M; steel; hex hd; zinc plated; w/chromate treatment; M8 by 1.25mm pitch; 20mm lg	BS3692	2	
4	G1	5310-99-135-9302	. WASHER, LOCK steel; split helical ring; cadmium plated; 8mm bolt size; 12.75mm od; 2mm thk	BS4464	2	
5		NP	. BOLT, PIVOT	MOD(PE) FV2140611	1	
6		NP	. NUT, SELF-LOCKING, HEXAGON metric, steel, Zn coated, prevailing torque, M16	BS4929 PART 1	1	
7		NP	. SPRING ASSEMBLY	BRADLEY H02195000 400	1	
8		NP	. CONNECTOR ASSEMBLY	MOD(PE) FV2140607	1	
9		NP	. : CONNECTOR	MOD(PE) FV2140608	1	
10	G1	5306-99-122-2774	. . BOLT, MACHINE metric, steel, hex hd, Zn coated, M10 x 45 mm lg	BS3692	1	
11	G1	5310-99-122-6476	. . WASHER, FLAT steel, zinc plated; rd, rd hole; 10.00mm id, 21.0mm od, 2.00mm thk	BS4320	2	
12		NP	. . NUT, SELF-LOCKING, HEXAGON metric, steel, Zn coated, prevailing torque, M10	BS4929	1	
13		NP	. ROD, BRAKE steel, Zn coated, 1015 mm lg, 10 mm dia, 1st end thd M10 x 100 mm lg, 2nd end thd M10 x 40 mm lg	MOD(PE) FV2046077	1	

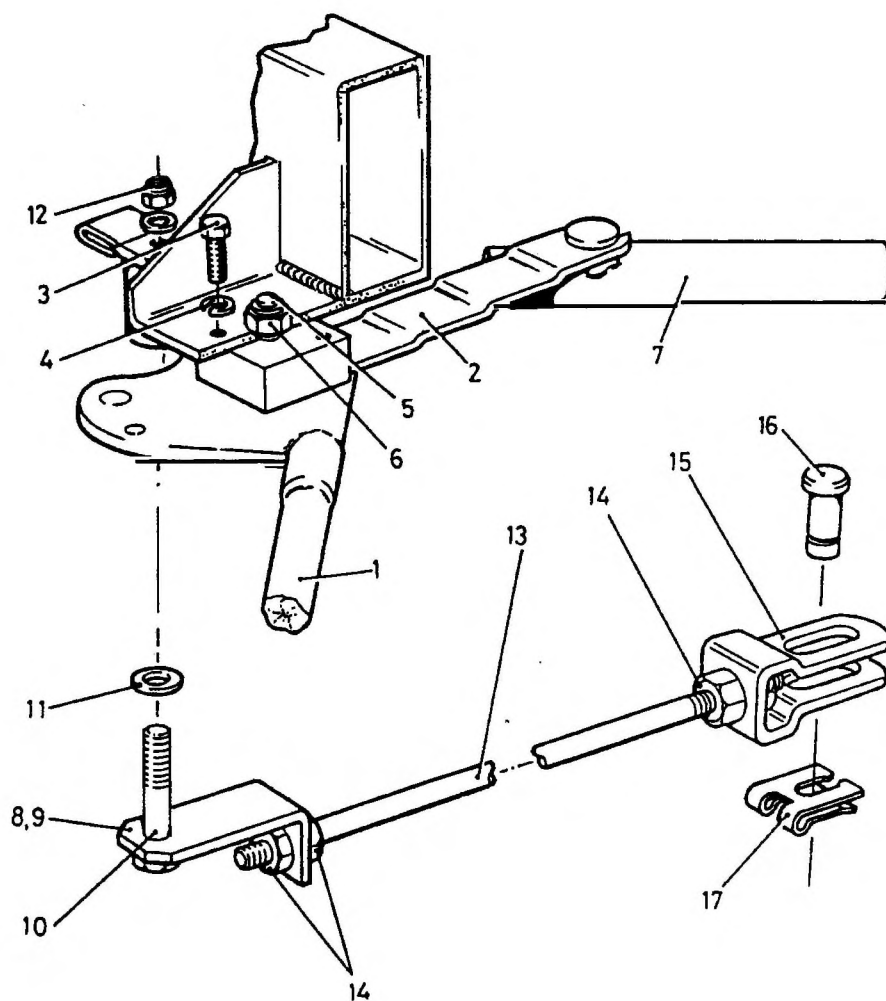


Fig 1 Handbrake assembly

Fig-Item	DMC Army	NATO Stock No.	Item Name and Description	Part No./ Drawing No.	No. Off	Annotations
14	G1	5310-99-122-5297	NUT, PLAIN HEXAGON ISO M; steel; zinc plated w/chromate treatment; M10 by 1.50mm pitch; 17mm w A/F; 8mm h; strength grade 8	BS3692 DEFSTAN 53-27/3/2	4	
15		NP	CLEVIS ASSEMBLY	BRADLEY KIT 3209	1	
16		NP	PIN, CLEVIS steel, 10 mm dia	COMP- ONENTS & LINKAGE NBM10	1	
17		NP	CLIP, SAFETY Zn coated	COMP- ONENTS & LINKAGE SLM10	1	

Chapter 2-2-6

PARTS LIST

JOCKEY WHEEL ASSEMBLY

Drawing No. FV666240

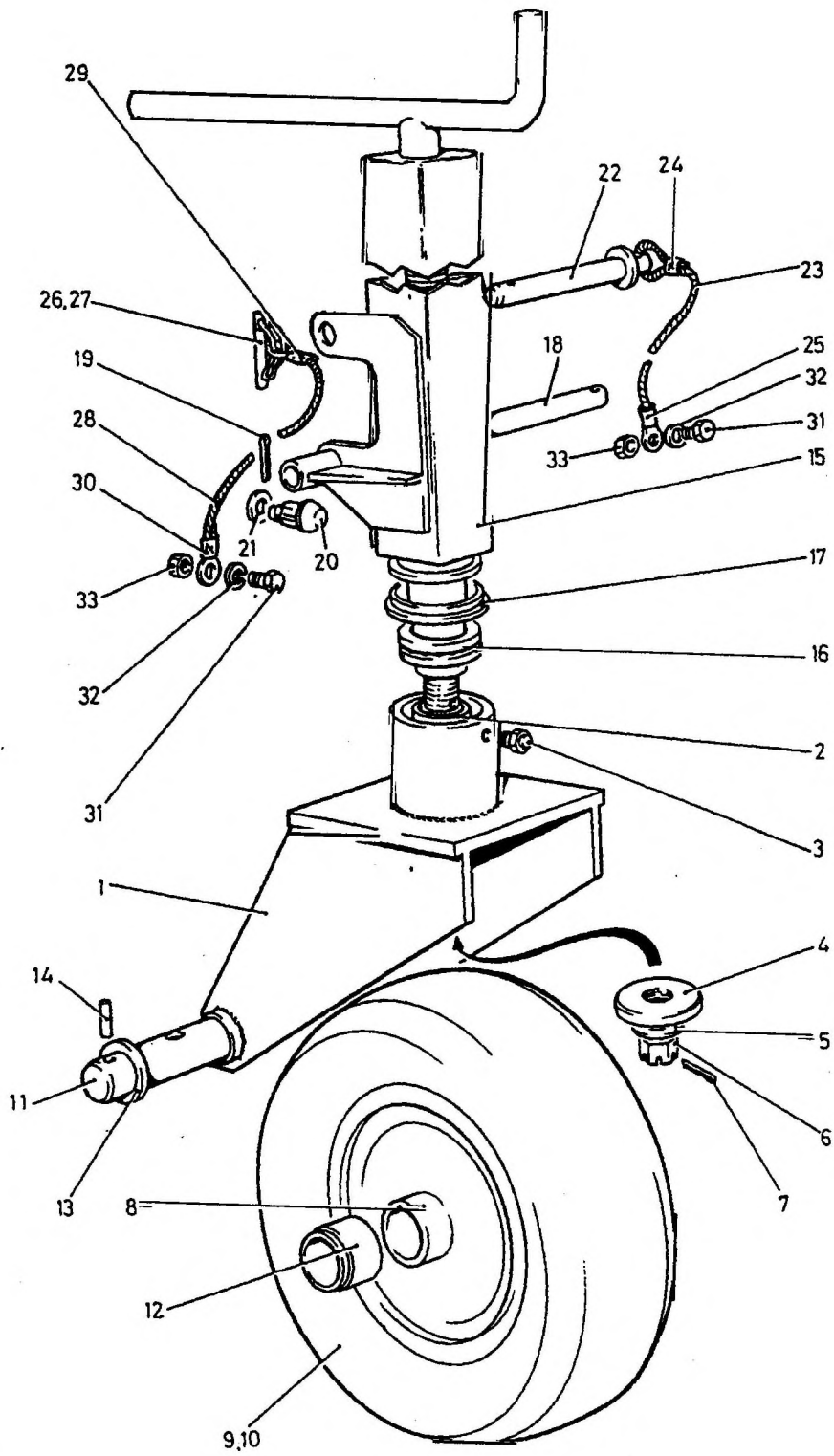


Fig 1 Jockey wheel assembly

Fig-Item	DMC Army	NATO Stock No.	Item Name and Description	Part No./ Drawing No.	No. Off	Annotations
	X2	2330-99-214-1027	JOCKEY WHEEL ASSEMBLY	MOD(PE) FV666240	REF	
1-1	X2	2330-99-214-1028	. FORK AND BUSH ASSEMBLY	MOD(PE) FV666241	1	
2	X2	3120-99-214-1243	. . BEARING SLEEVE Phos B/steel, 40 mm id, 44 mm od, 40 mm lg	GLACIER METAL MB4040DU	1	
3	6MT13	4730-99-943-9377	. . LUBRICATING NIPPLE 3/8 in. UNF	BS1486	1	
4		NP	. . COLLAR steel, 55 mm od, 17.5 mm id, 6 mm thk	MOD(PE) FV850919	1	
5	G1	5310-99-122-6479	. WASHER, FLAT steel, Zn coated, M16	BS4320	1	
6	G1	5310-99-135-9043	. NUT, SLOTTED, HEXAGON metric, steel, Zn coated, M16	BS3692	1	
7	G1	5310-99-138-2211	. PIN, COTTER, SPLIT steel, phosphated, 4 mm dia, 50 mm lg	BS1574 TABLE 4	1	
8		NP	. WHEEL, PNEUMATIC TYRE steel, 2.125 x 8, 1 in. bore	H G SMITH HG1	1	
9		NP	. . TYRE, PNEUMATIC 16 x 4, 4 ply, industrial	GOODYEAR T991	1	
10	MT14	2610-99-809-3450	. . INNER TUBE, PNEUMATIC TYRE	GOODYEAR 16-4TR29	1	
11		NP	. SHAFT steel, 25 mm dia, 183 mm lg, 2 holes 6 mm dia, 1 hole 10 mm dia	MOD(PE) FV924211	1	
12		NP	. . SPACER steel, 33.7 mm od, 4 mm wall thk, 12 mm thk	MOD(PE) FV924212	2	
13	G1	5310-99-941-8642	. . WASHER, FLAT steel, Zn coated, 1 in.	BS3410	2	
14	G1	5315-99-124-0791	. . PIN, SPRING steel, 6 mm x 40 mm lg	BRITTOOL DSAP	2	
15	X2	2590-99-214-1579	. JACK ASSEMBLY	MOD(PE) FV666245	1	
16	6MT7	3110-99-943-9185	. . BEARING, BALL, THRUST single row, 1-3/4 in. id, 2-11/16 in. od, 3/4 in. thk	RHP LT 1-3/4/B	1	
17	X2	2330-99-214-1452	. . RING, SEALING synthetic rubber, 63 mm x 6 mm h	HEADLAND ENG- INEERING V705	1	

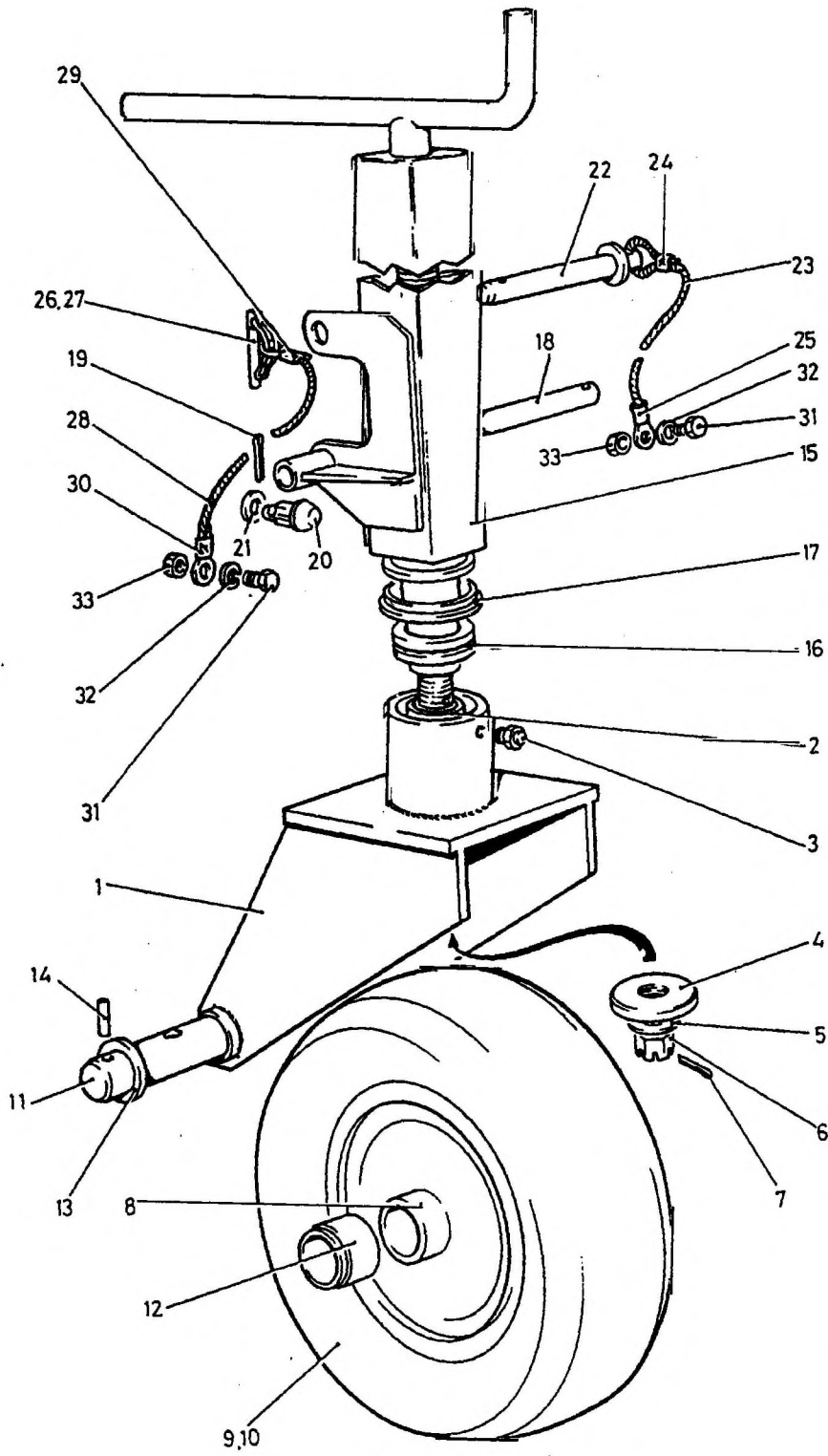


Fig 1 Jockey wheel assembly

Fig-Item	DMC Army	NATO Stock No.	Item Name and Description	Part No./ Drawing No.	No. Off	Annotations
1- 18	X2	5315-99-214-1244	. PIN, STRAIGHT, HEADLESS steel, Zn coated, 20 mm x 210 mm lg	MOD(PE) FV666247	1	
19		NP	. PIN, COTTER, SPLIT steel, phosphated, 4 mm dia, 32 mm lg	BS1574 TABLE 4	2	
20		NP	. BUFFER ASSEMBLY	MOD(PE) FV924554	2	
21	G1	5310-99-122-3036	. . WASHER, PLAIN	BS4320	AR	
22	X2	2330-99-214-1029	. LOCKING PIN ASSEMBLY	MOD(PE) FV666361	1	
23		NP	. . CORD green, 2.38 mm dia	RISTS TYPE 2	AR	
24	9BTR	2530-99-825-5801	. . CONNECTOR, PARALLEL	HELLER- MANN HC1335	1	
25		NP	. . TERMINAL, RING	HELLER- MANN HL11506	1	
26	X2	2330-99-214-1030	. COTTER PIN ASSEMBLY	MOD(PE) FV666244	2	
27	MT13	5315-99-825-0438	. . PIN, COTTER steel, 3/8 in. dia, 3 in. lg, c/w snap spring ring	PERKS M351	1	
28		NP	. . CORD green, 2.38 mm dia	RISTS TYPE 2	AR	
29	9BTR	2530-99-825-5801	. . CONNECTOR, PARALLEL	HELLER- MANN HC1335	AR	
30		NP	. . TERMINAL, RING	HELLER- MANN HL11506	1	
31	G1	5305-99-122-8664	. SCREW, MACHINE Iso m; steel; hex hd; zinc plated w/chromate treatment; 5mm by 0.80mm pitch; 12mm lg; class 6g thd	BS3692	3	
32	G1	5310-99-135-9300	. WASHER, LOCK split helical ring; cadmium plated; 5mm bolt size; 8.55mm od; 1.50mm thk	BS4464	3	

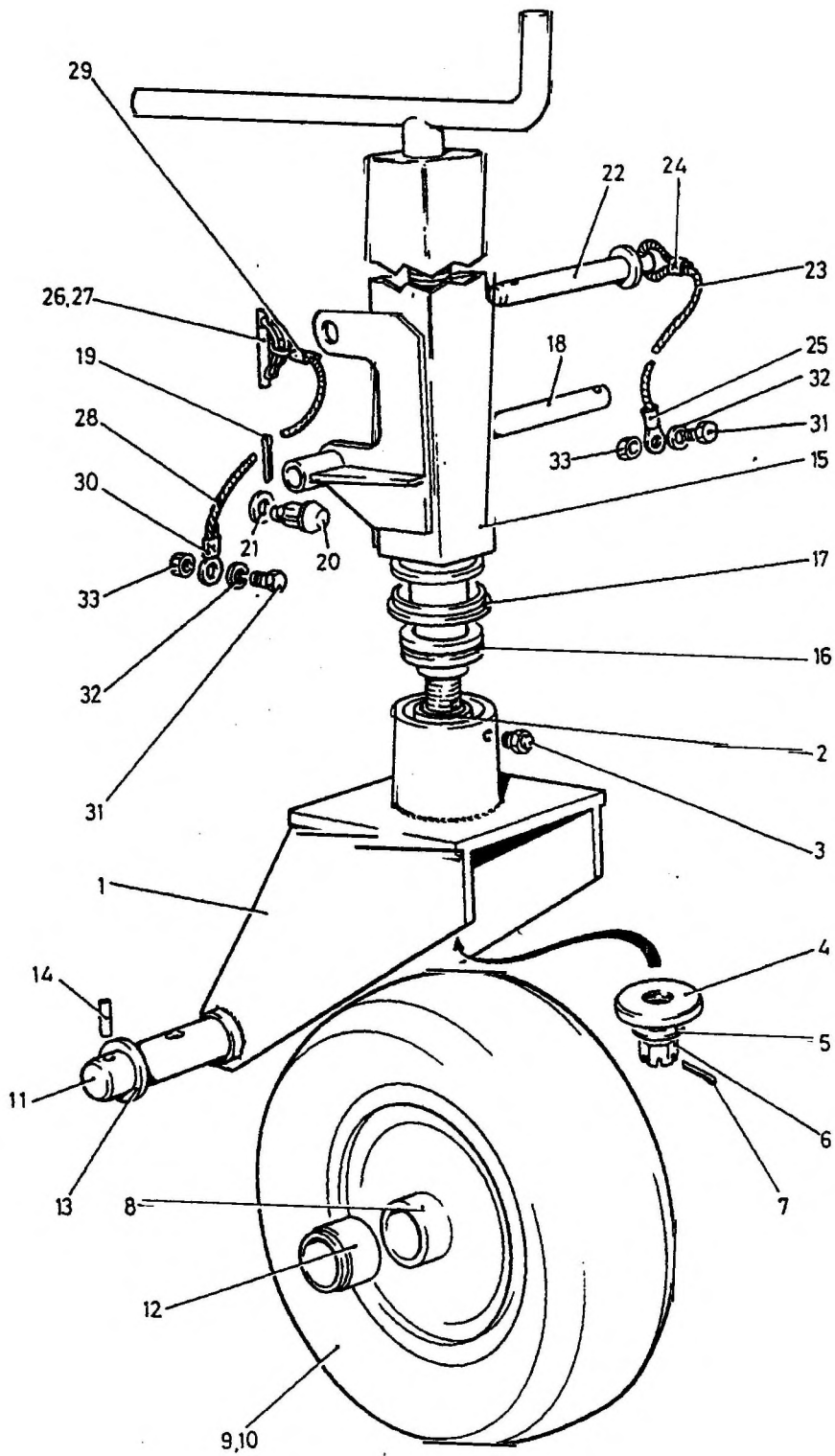


Fig 1 Jockey wheel assembly

Fig-Item	DMC Army	NATO Stock No.	Item Name and Description	Part No./ Drawing No.	No. Off	Annotations
1- 33	G1	5310-99-122-5294	<p>NUT, PLAIN, HEXAGON ISO metric; steel; chamfered bearing surface; zinc plated; 5.00mm by 0.80mm pitch; 8.00mm w A/F; 4.00mm h o/a; grade 8 nut</p> <p>NOTE... Items 31 to 33 for use with items 22 and 26</p>	BS3692	3	

Chapter 2-2-7

PARTS LIST

SPARE WHEEL CARRIER ASSEMBLY

Drawing No. FV850897

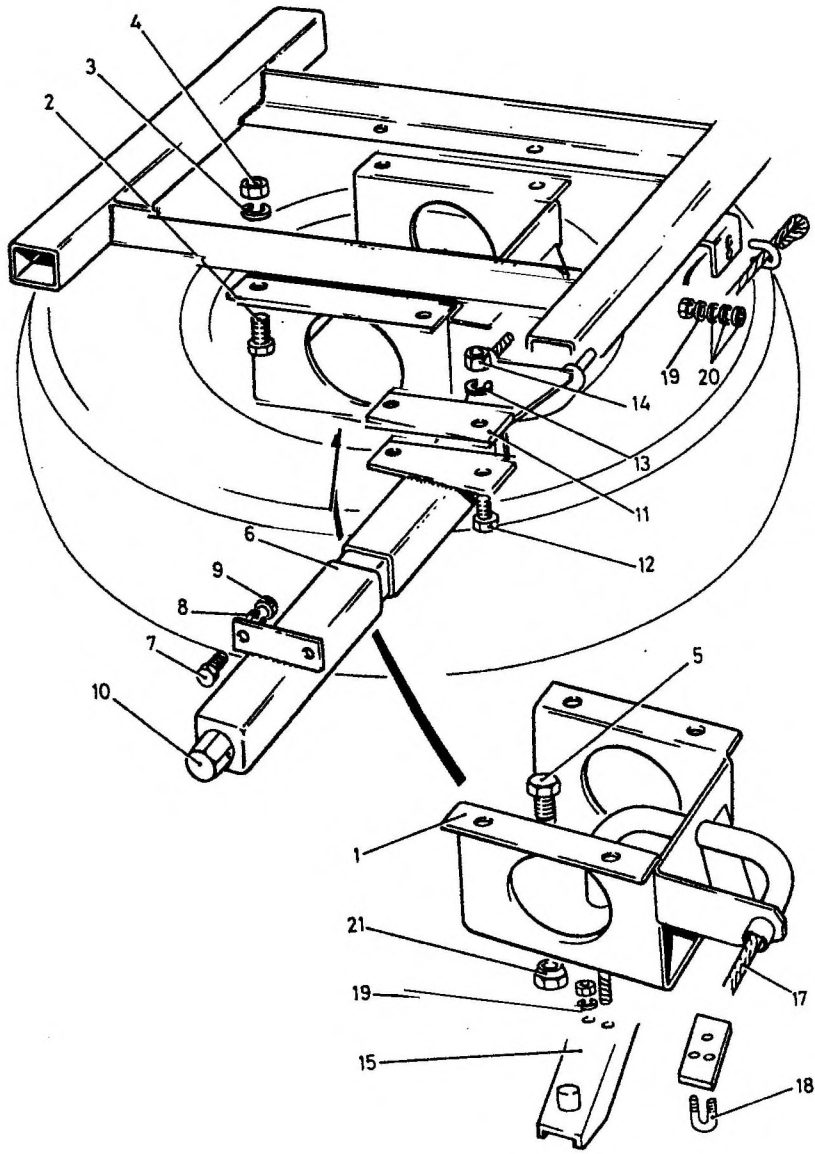


Fig 1 Spare wheel carrier assembly

Fig-Item	DMC Army	NATO Stock No.	Item Name and Description	Part No./ Drawing No.	No. Off	Anno-tations
1-1		NP	SPARE WHEEL CARRIER ASSEMBLY	MOD(PE) FV850897	REF	
2	G1	5305-99-122-4910	. BRACKET ASSEMBLY	MOD(PE) FV861928	1	
3	G1	5310-99-135-9301	. SCREW, MACHINE ISO M; steel; hex hd; zinc plated w/chromate treatment; M10 by 1.50mm pitch 25mm o/a lg	BS3692	4	
4	G1	5310-99-122-5297	. WASHER, LOCK steel; split helical ring; cadmium plated; 6mm bolt size; 9.60mm od; 1.50mm thk	BS4464	4	
5	G1	5305-99-121-0231	. NUT, PLAIN HEXAGON ISO M; steel; zinc plated w/chromate treatment; M10 by 1.50mm pitch; 17mm w A/F 8mm h strength grade 8	BS3692	4	
6	X2	2330-99-214-1246	. SCREW, MACHINE BSF, steel, hex hd, Zn coated, 7/8 in. x 1-3/4 in. lg	BS1083	2	
7	G1	5305-99-122-4910	. WINCH ASSEMBLY	MOD(PE) FV861938	1	
8	G1	5310-99-135-9301	. SCREW, MACHINE ISO M; steel; hex hd; zinc plated w/chromate treatment; M10 by 1.50mm pitch 25mm o/a lg	BS3692	2	
9	G1	5310-99-122-5297	. WASHER, LOCK steel; split helical ring; cadmium plated; 6mm bolt size; 9.60mm od; 1.50mm thk	BS4464	2	
10	X2	2330-99-214-1247	. NUT, PLAIN HEXAGON ISO M; steel; zinc plated w/chromate treatment; M10 by 1.50mm pitch; 17mm w A/F 8mm h strength grade 8	BS3692	2	
11		NP	. CAP, DRIVE	MOD(PE) FV666408	1	
12	G1	5305-99-122-8684	. PACKER	MOD(PE) FV861869	1	
13	G1	5310-99-135-9305	. SCREW, MACHINE metric, steel, hex hd, Zn coated, M16 x 45 mm lg	BS3692	2	
			. WASHER, LOCK steel, single coil, cadmium plated, M16	BS4464	2	

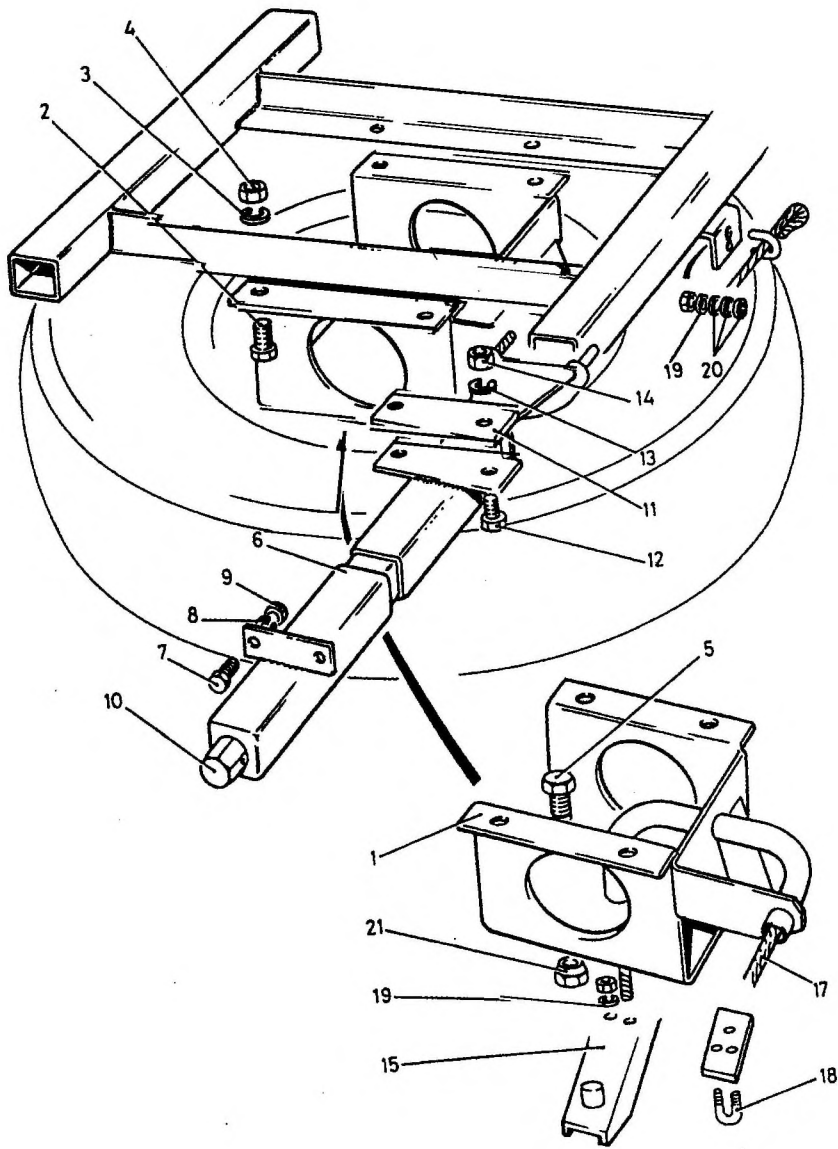



Fig 1 Spare wheel carrier assembly

Fig-Item	DMC Army	NATO Stock No.	Item Name and Description	Part No./ Drawing No.	No. Off	Annotations
1-14	G1	5310-99-122-5299	. NUT, PLAIN, HEXAGON metric, steel, Zn coated, M16	BS3692	2	
15		NP	. CARRIER ASSEMBLY welded assembly	MOD(PE) FV861934 SHT 1	1	
16 NI		NP	. CARRIER casting	MOD(PE) FV861934 SHT 2	1	
17	X2	4010-99-214-1248	. WIRE, ROPE steel, 6 mm dia, 1.8 m lg	MOD(PE) FV861946	1	
18		NP	. GRIP, BULLDOG 6 mm nom size, c/w nut	BS462 PART 2	3	
19	G1	5310-99-135-9301	. WASHER, LOCK steel; split helical ring; cadmium plated; 6mm bolt size; 9.60mm od; 1.50mm thk	BS4464	6	
20	G1	5310-99-122-6474	. WASHER, FLAT steel; rd; zinc plated; rd hole; M6 nom bolt size; 12.5mm od; 1.6mm thk	BS4320	AR	
21	MT14	5310-99-815-3290	. NUT, CONE SEAT, HEXAGON BSF, steel, Zn coated, 7/8 in.	BSAU50PT2 -1964	2	



Chapter 2-2-8

PARTS LIST

MUDGUARD ASSEMBLY

Drawing No. FV2140708

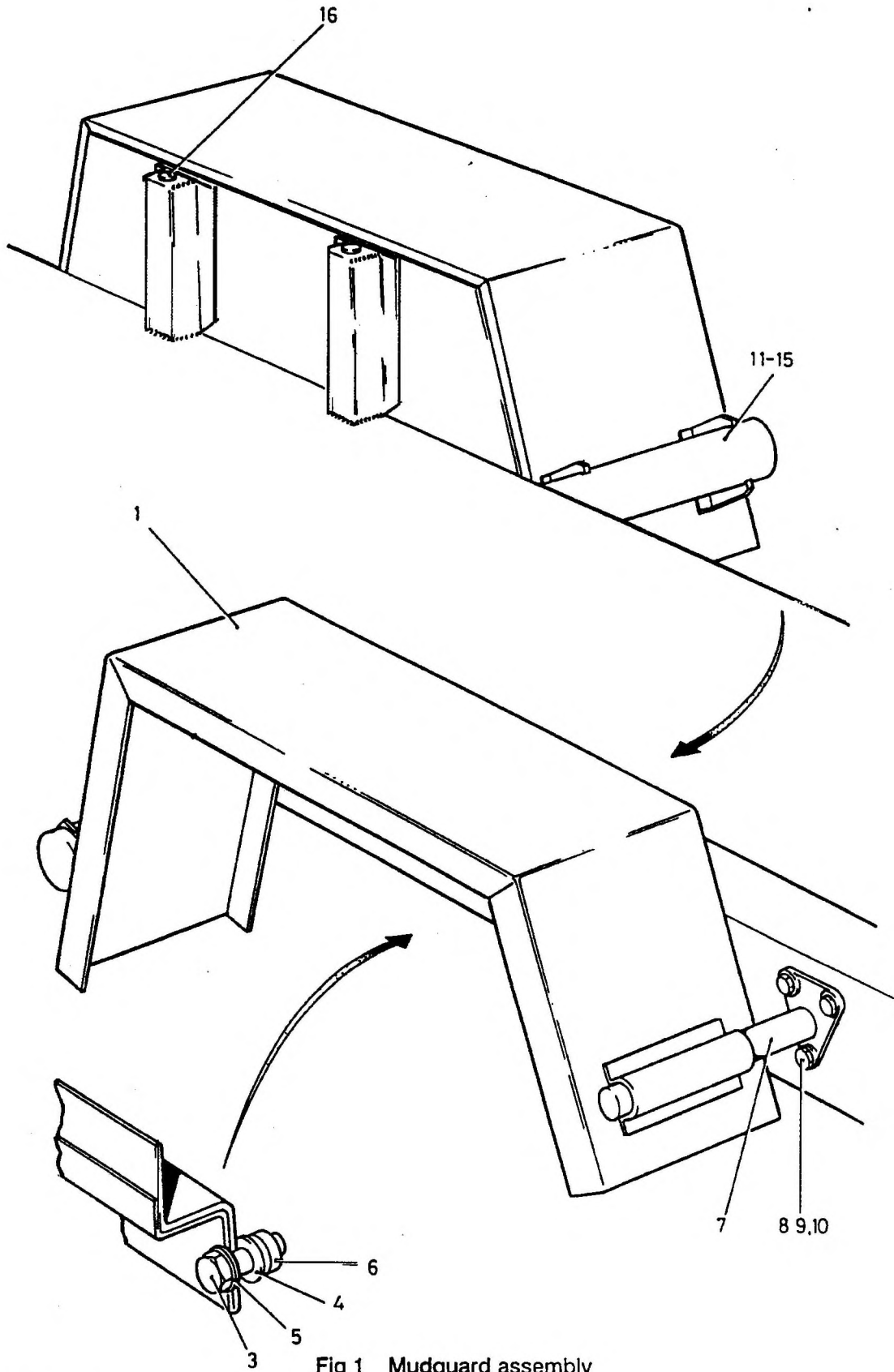


Fig 1 Mudguard assembly

Fig-Item	DMC Army	NATO Stock No.	Item Name and Description	Part No./ Drawing No.	No. Off	Annotations
1-1		NP	MUDGUARD ASSEMBLY	MOD(PE) FV2140708	REF	
2		NP	. MUDGUARD ASSEMBLY, LEFT HAND	MOD(PE) FV666452	1	
NI		NP	. MUDGUARD ASSEMBLY, RIGHT HAND	MOD(PE) FV2140564	1	
3	G1	5305-99-122-5366	. SCREW, MACHINE ISO M; steel; hex hd; zinc plated; w/chromate treatment; M8 by 1.200mm pitch 20mm lg	BS3692	20	
4	G1	5310-99-122-6475	. WASHER, FLAT ISO M; steel; rd; zinc plated; rd hole; M8 nom bolt size; 17mm nom od; 1.60mm nom thk	BS4320	40	
5	G1	5310-99-135-9302	. WASHER, LOCK steel; split helical ring; cadmium plated; 8mm bolt size; 12.75mm od; 2mm thk	BS4464	20	
6	G1	5310-99-122-5296	. NUT, PLAIN, HEXAGON ISO M; steel; chamfered bearing surface; zinc plated w/chromate treatment; M8 x 1.25mm pitch; 12.87mm nom w A/F; 6.37mm o/h	BS3692	20	
7		NP	. MUDGUARD STAY	MOD(PE) FV861969	2	
8	G1	5305-99-122-4910	. SCREW, MACHINE ISO M; steel; hex hd; zinc plated w/chromate treatment; M10 by 1.50mm pitch 25mm o/a lg	BS3692	6	
9	G1	5310-99-135-9303	. WASHER, LOCK steel; split helical ring; cadmium plated; 10mm bolt size; 15.90mm od; 2.50mm thk	BS4464	6	
10	G1	5310-99-122-5297	. NUT, PLAIN HEXAGON ISO M; steel; zinc plated w/chromate treatment; M10 by 1.50mm pitch; 17mm w A/F 8mm h strength grade 8	BS3692	6	
11		NP	. MUDGUARD SUPPORT	MOD(PE) FV861970	2	

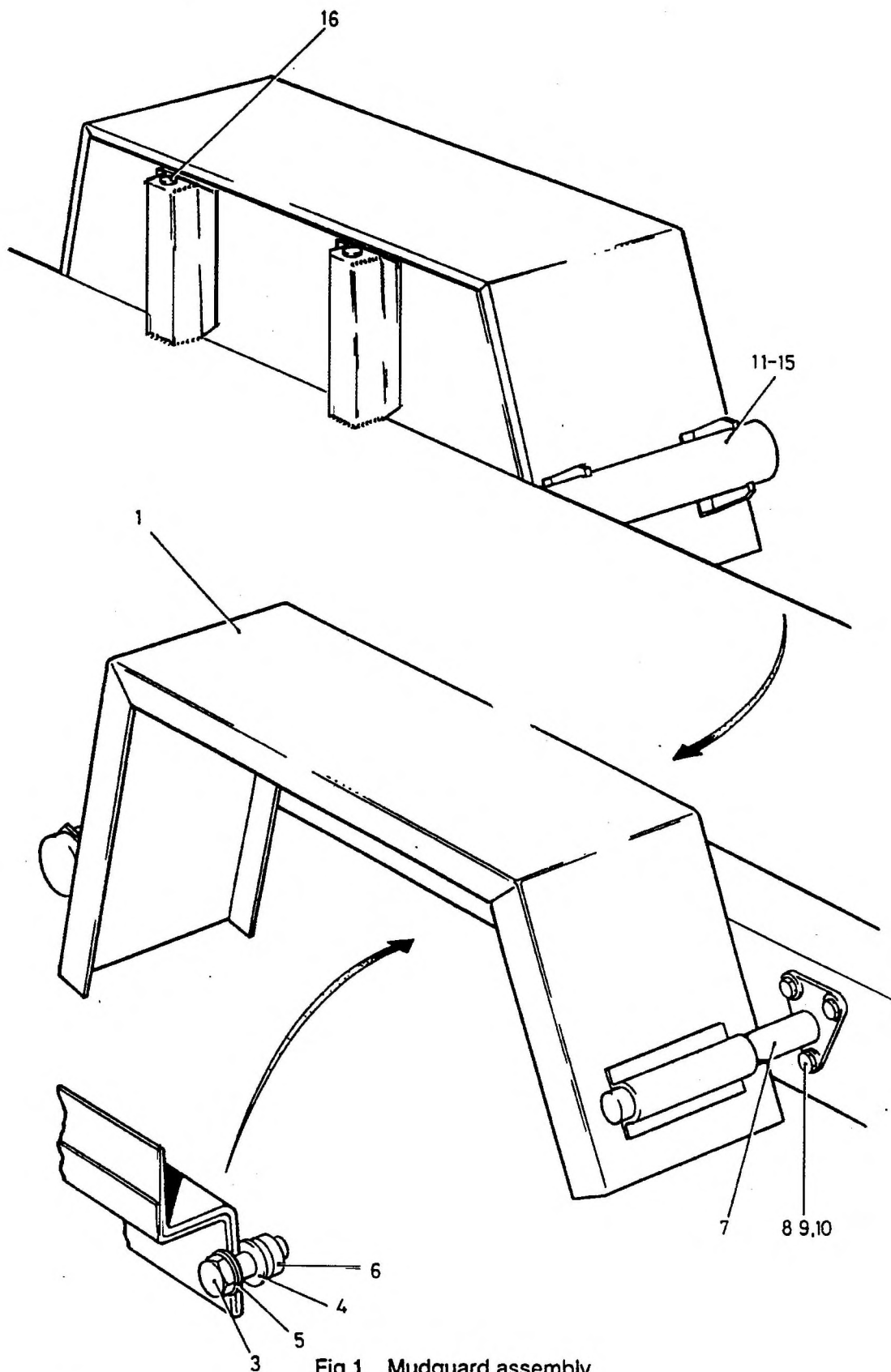


Fig 1 Mudguard assembly


Fig-Item	DMC Army	NATO Stock No.	Item Name and Description	Part No./ Drawing No.	No. Off	Annotations
1- 12	G1	5305-99-122-5366	. SCREW, MACHINE ISO M; steel; hex hd; zinc plated; w/chromate treatment; M8 by 1.200mm pitch 20mm lg	BS3692	8	
13	G1	5310-99-122-6475	. WASHER, FLAT ISOM; steel; rd; zinc plated; rd hole; M8 nom bolt size; 17mm nom od; 1.60mm nom thk	BS4320	16	
14	G1	5310-99-135-9302	. WASHER, LOCK steel; split helical ring; cadmium plated; 8mm bolt size; 12.75mm od; 2mm thk	BS4464	8	
15	G1	5310-99-122-5296	. NUT, PLAIN, HEXAGON ISO M; steel; chamfered bearing surface; zinc plated w/chromate treatment; M8 x 1.25mm pitch; 12.87mm nom w A/F; 6.37mm o/h	BS3692	8	
16		NP	. PLUG	REEVITE 1550	8	

Chapter 2-2-9

PARTS LIST

AIR/HYDRAULIC ASSEMBLY

Drawing No. FV2140707



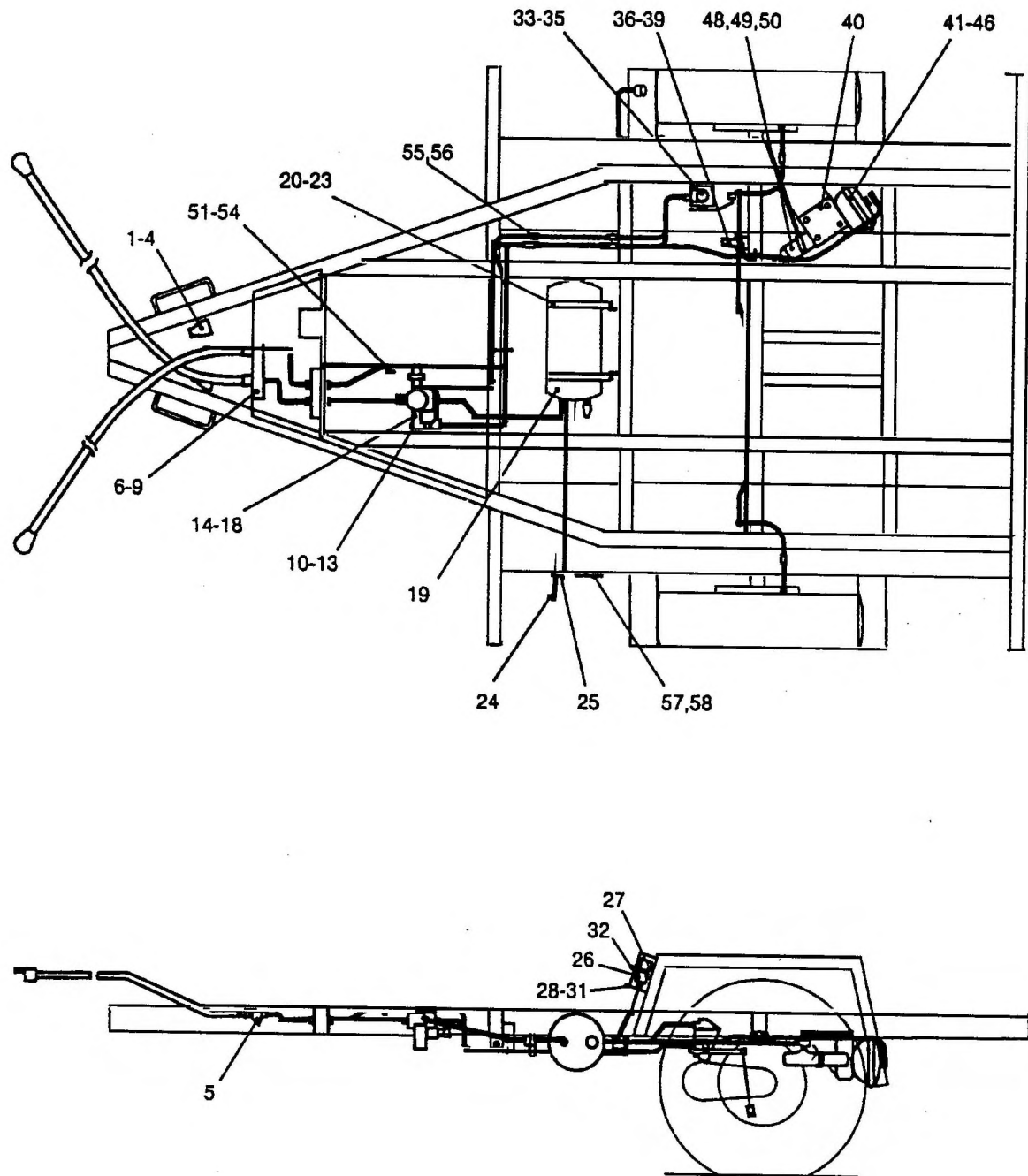


Fig 1 Air/hydraulic assembly

Fig-Item	DMC Army	NATO Stock No.	Item Name and Description	Part No./ Drawing No.	No. Off	Annotations
		NP	AIR/HYDRAULIC ASSEMBLY	MOD(PE)	REF	
1-1		NP	. DUMMY COUPLING	FV2140707 WABCO 212227	2	
2	G1	5305-99-122-5368	. SCREW, MACHINE ISO M; steel; hex hd; zinc plated; 8.00mm by 1.25mm pitch; 30.00mm lg; class 6g thd	BS3692	4	
3	G1	5310-99-135-9302	. WASHER, LOCK steel; split helical ring; cadmium plated; 8mm bolt size; 12.75mm od; 2mm thk	BS4464	4	
4	G1	5310-99-122-5296	. NUT, PLAIN, HEXAGON ISO M; steel; chamfered bearing surface; zinc plated w/chromate treatment; M8 x 1.25mm pitch; 12.87mm nom w A/F; 6.37mm o/h	BS3692	4	
5		NP	. LINE FILTER	WABCO 43250000 00	2	
6		NP	. BRACKET	MOD(PE) FV2140660	1	
7	G1	5305-99-122-4911	. SCREW, MACHINE Iso metric; steel; hex hd; zinc plated finish; 10mm by 1.50mm pitch, 30mm lg; class 6g thd	BS3692	2	
8	G1	5310-99-135-9303	. WASHER, LOCK steel; split helical ring; cadmium plated; 10mm bolt size; 15.90mm od; 2.50mm thk	BS4464	2	
9	G1	5310-99-122-5297	. NUT, PLAIN HEXAGON ISO M; steel; zinc plated w/chromate treatment; M10 by 1.50mm pitch; 17mm w A/F 8mm h strength grade 8	BS3692	2	
10		NP	. RELAY EMERGENCY VALVE	WABCO 97100215 00	1	
11	G1	5305-99-122-5368	. SCREW, MACHINE ISO M; steel; hex hd; zinc plated; 8.00mm by 1.25mm pitch; 30.00mm lg; class 6g thd	BS3692	2	

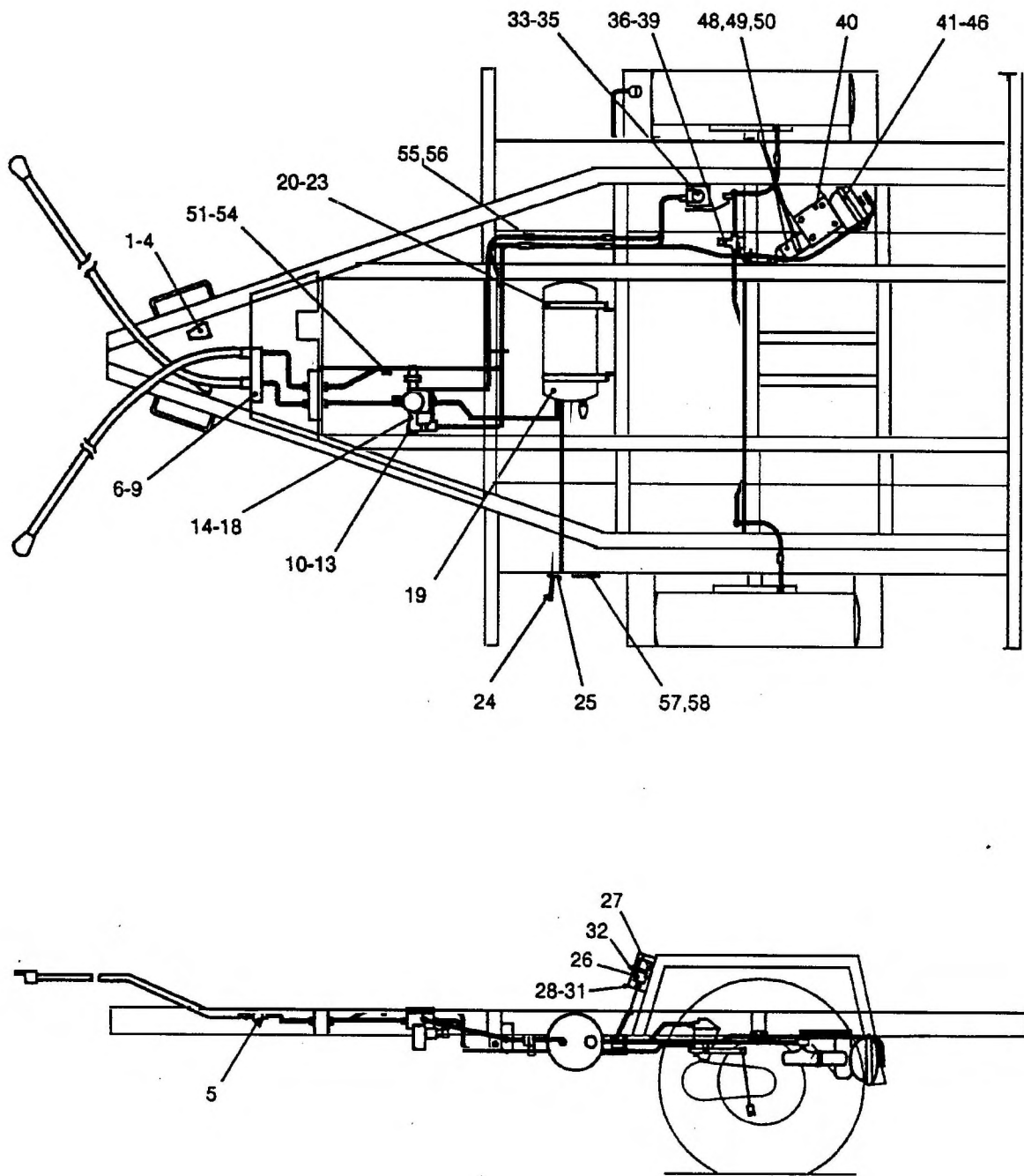


Fig 1 Air/hydraulic assembly

Fig-Item	DMC Army	NATO Stock No.	Item Name and Description	Part No./ Drawing No.	No. Off	Anno-tations
1- 12	G1	5310-99-135-9302	WASHER, LOCK steel; split helical ring; cadmium plated; 8mm bolt size; 12.75mm od; 2mm thk	BS4464	2	
13	G1	5310-99-122-5296	NUT, PLAIN, HEXAGON ISO M; steel; chamfered bearing surface; zinc plated w/chromate treatment; M8 x 1.25mm pitch; 12.87mm nom w A/F; 6.37mm o/h	BS3692	2	
14		NP	PRESSURE LIMITING VALVE	WABCO 47501002 60	1	
15		NP	SPACER steel, 30 mm od, 11 mm id, 15 mm high	MOD(PE) FV2140661	2	
16	G1	5306-99-122-2775	BOLT, MACHINE metric, steel, hex hd, Zn coated, M10 x 50 mm lg	BS3692	2	
17	G1	5310-99-135-9303	WASHER, LOCK steel; split helical ring; cadmium plated; 10mm bolt size; 15.90mm od; 2.50mm thk	BS4464	2	
18	G1	5310-99-122-5297	NUT, PLAIN HEXAGON ISO M; steel; zinc plated w/chromate treatment; M10 by 1.50mm pitch; 17mm w A/F 8mm h strength grade 8	BS3692	2	
19		NP	RESERVOIR	WABCO 45102031 00	1	
20		NP	RESERVOIR MOUNTING BRACKET	WABCO 45199924 62	2	
21	G1	5305-99-122-4911	SCREW, MACHINE iso metric; steel; hex hd; zinc plated finish; 10mm by 1.50mm pitch, 30mm lg; class 6g thd	BS3692	4	
22	G1	5310-99-135-9303	WASHER, LOCK steel; split helical ring; cadmium plated; 10mm bolt size; 15.90mm od; 2.50mm thk	BS4464	4	

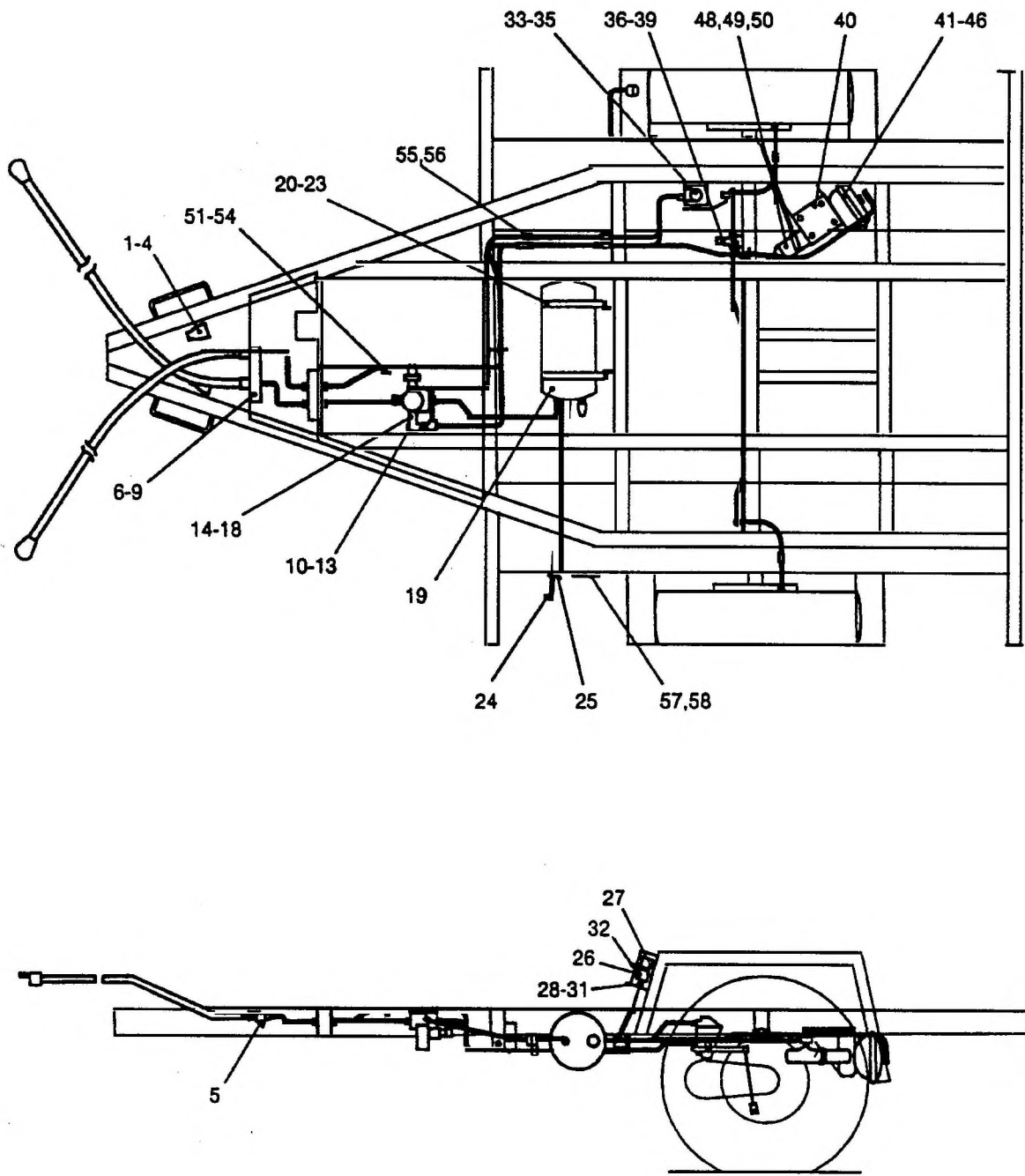


Fig 1 Air/hydraulic assembly

Fig-Item	DMC Army	NATO Stock No.	Item Name and Description	Part No./ Drawing No.	No. Off	Annotations
1- 23	G1	5310-99-122-5297	. . NUT, PLAIN HEXAGON ISO M; steel; zinc plated w/chromate treatment; M10 by 1.50mm pitch; 17mm w A/F 8mm h strength grade 8	BS3692	4	
24		NP	. ROD steel, L shaped, 6 mm dia	MOD(PE) FV2140667	1	
25		5325-99-942-3445	. GROMMET, RUBBER	DEF STAN 53-13	1	
26		NP	. FLUID RESERVOIR	LUCAS 64046057	1	
27		NP	. . BRACKET, RESERVOIR	MOD(PE) FV2140675	1	
28		NP	. . GUARD	MOD(PE) FV2140360	1	
29	G1	5305-99-122-5361	. . SCREW, MACHINE ISOM; steel; hex hd; zinc plated; 6mm dia x 1.00mm pitch; 20mm fastener lg; 20mm thd; class 6g thd; grade 8.8	BS3692	6	
30	G1	5310-99-135-9301	. . WASHER, LOCK steel; split helical ring; cadmium plated; 6mm bolt size; 9.60mm od; 1.50mm thk	BS4464	6	
31	G1	5310-99-122-5295	. . NUT, PLAIN, HEXAGON ISO metric; steel; chamfered bearing surface, zinc plated; M6 by 1.00mm thd pitch; 10.00mm w A/F, 5.00mm h o/a; grade 8; rh thd	BS3692	2	
32		4730-99-533-2969	. . CLAMP, HOSE	DEF STAN 47-11	2	
33		NP	. VALVE, LOAD SENSING	TABLE 1(A) MOD(PE) FV2140668	1	
34	G1	5310-99-135-9302	. WASHER, LOCK steel; split helical ring; cadmium plated; 8mm bolt size; 12.75mm od; 2mm thk	BS4464	2	
35	G1	5310-99-122-5296	. NUT, PLAIN, HEXAGON ISO M; steel; chamfered bearing surface; zinc plated w/chromate treatment; M8 x 1.25mm pitch; 12.87mm nom w A/F; 6.37mm o/h	BS3692	2	

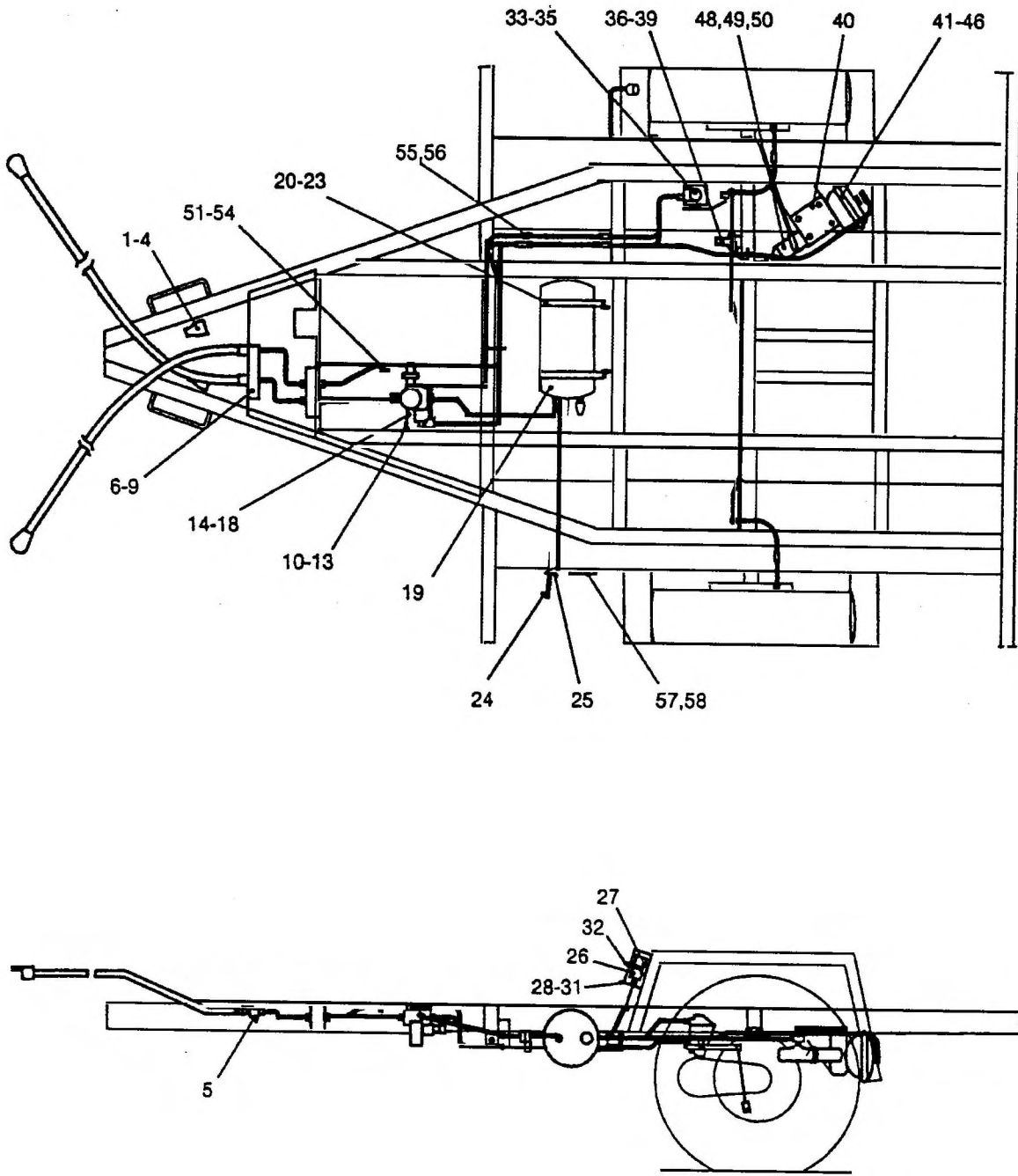


Fig 1 Air/hydraulic assembly

Fig-Item	DMC Army	NATO Stock No.	Item Name and Description	Part No./ Drawing No.	No. Off	Annotations
1-36		NP	JUNCTION, 3 WAY	LUCAS 353361W	1	
37	G1	5305-99-122-8669	SCREW, MACHINE metric, steel, hex hd, Zn coated, M10 x 35 mm lg	BS3692	1	
38	G1	5310-99-135-9303	WASHER, LOCK steel; split helical ring; cadmium plated; 10mm bolt size; 15.90mm od; 2.50mm thk	BS4464	1	
39	G1	5310-99-122-5297	NUT, PLAIN HEXAGON ISO M; steel; zinc plated w/chromate treatment; M10 by 1.50mm pitch; 17mm w A/F 8mm h strength grade 8	BS3692	1	
40		NP	ACTUATOR	MOD(PE) FV2140688	1	
41		NP	MOUNTING BRACKET ASSEMBLY	MOD(PE) FV2140551	1	
42	G1	5305-99-122-8675	SCREW, MACHINE metric, steel, hex hd, Zn coated, M12 x 35 mm lg	BS3692	4	
43	G1	5310-99-135-9304	WASHER, LOCK steel; split helical ring; cadmium plated; 12.00mm bolt size; 17.90mm od, 2.50mm thk	BS4464	4	
44	G1	5310-99-122-5298	NUT, PLAIN, HEXAGON metric, steel, Zn coated, 12 mm	BS3692	4	
45	G1	5310-99-135-9305	WASHER, LOCK steel, single coil, cadmium plated, M16	BS4464	2	
46		NP	LOCKNUT M16 x 1.5	WABCO 81031500 44	3	
47 NI		NP	PLUNGER steel, phosphate, 166 mm lg	MOD(PE) FV2140560	1	
48		NP	MASTER CYLINDER	LUCAS 3102764	1	
49	G1	5305-99-122-8669	SCREW, MACHINE metric, steel, hex hd, Zn coated, M10 x 35 mm lg	BS3692	3	
50	G1	5310-99-135-9303	WASHER, LOCK steel; split helical ring; cadmium plated; 10mm bolt size; 15.90mm od; 2.50mm thk	BS4464	3	

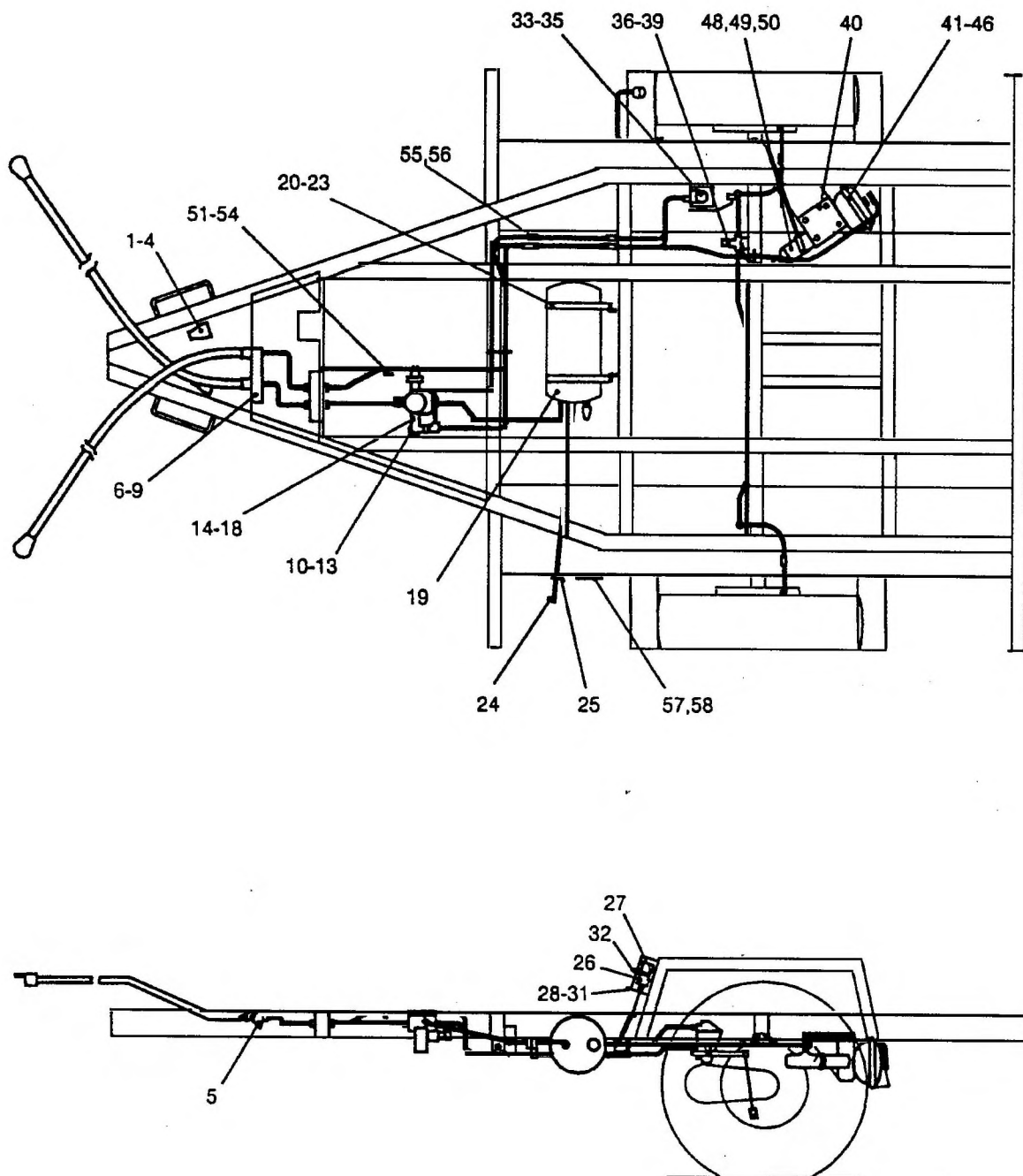


Fig 1 Air/hydraulic assembly

Fig-Item	DMC Army	NATO Stock No.	Item Name and Description	Part No./ Drawing No.	No. Off	Annotations
1- 51		NP	. CLAMP PLATE ASSEMBLY	MOD(PE) FV2140665	3	
52	G1	5305-99-122-5361	. SCREW, MACHINE ISOM; steel; hex hd; zinc plated; 6mm dia x 1.00mm pitch; 20mm fastener lg; 20mm thd; class 6g thd; grade 8.8	BS3692	3	
53	G1	5310-99-135-9301	. WASHER, LOCK steel; split helical ring; cadmium plated; 6mm bolt size; 9.60mm od; 1.50mm thk	BS4464	1	
54	G1	5310-99-122-5295	. NUT, PLAIN, HEXAGON ISO metric; steel; chamfered bearing surface, zinc plated; M6 by 1.00mm thd pitch; 10.00mm w A/F, 5.00mm h o/a; grade 8; rh thd	BS3692	1	
55		NP	. CLAMP, PIPE	MOD(PE) FV2116989/ 2	18	
56		NP	. SCREW, MACHINE	MOD(PE) FV2116989/ 3	18	
57		NP	. PLATE, INSTRUCTION	MOD(PE) FV924144	1	
58		NP	. PIN, GROOVED 1/8 in. dia, 1/2 in. lg	PSM GS1A	4	
59 NI		NP	. FLUID AUTOMOTIVE, BRAKE 1 litre	DEF STAN 01-5 SECT 1(F)	AR	

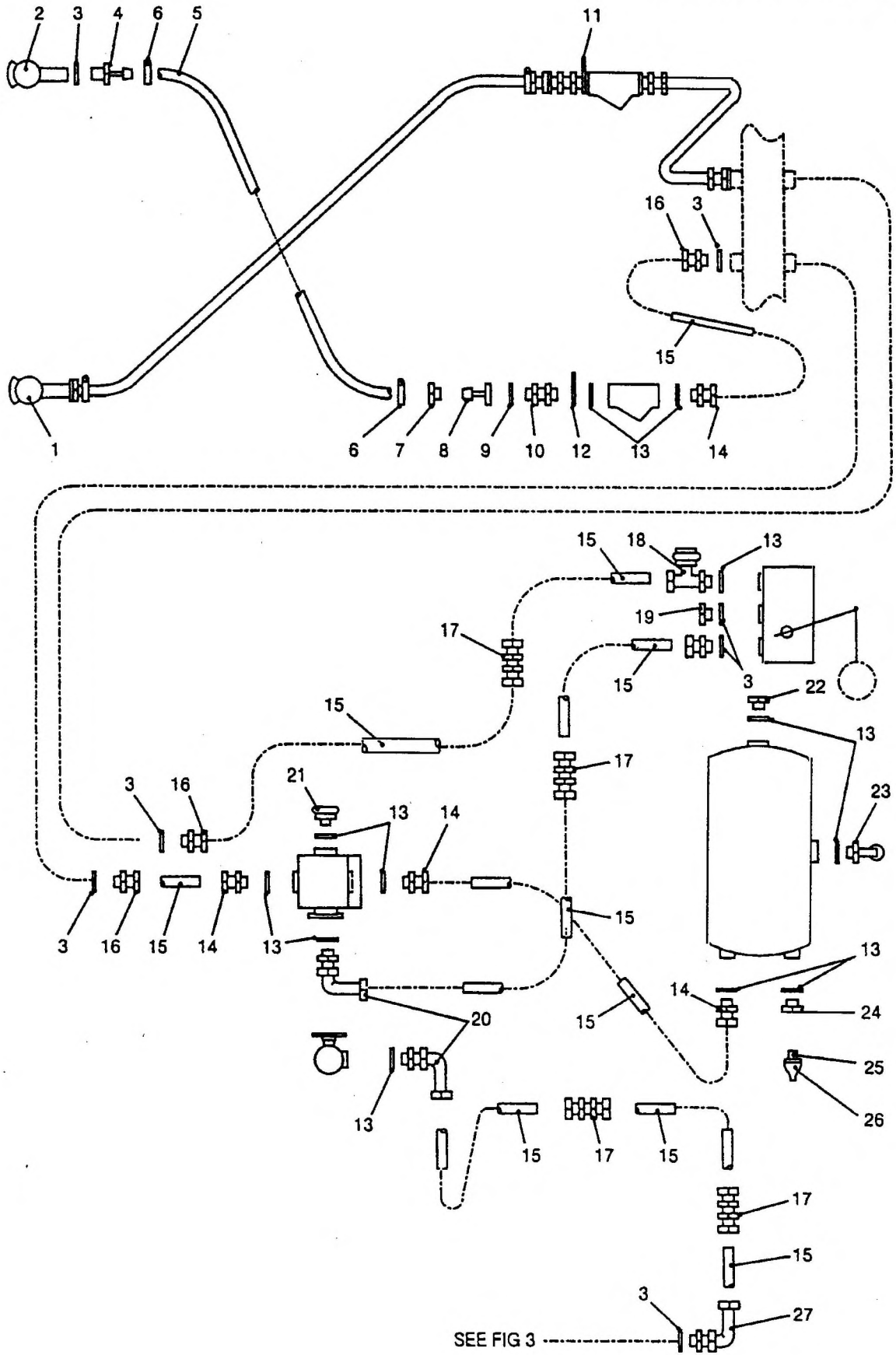


Fig 2 Air/hydraulic assembly

Fig-Item	DMC Army	NATO Stock No.	Item Name and Description	Part No./ Drawing No.	No. Off	Anno-tations
2-1		NP	. PALM COUPLING service	WABCO 95220002 20	1	
2		NP	. PALM COUPLING emergency	WABCO 95220002 10	1	
3		NP	. WASHER Al, 16 mm dia	WABCO 81140105 74	10	
4		NP	. CONNECTOR, HOSE M16 x 13 x 6	WABCO 89312041 44	2	
5		NP	. HOSE 13 mm x 6 mm, bulk supply	BSAU110	AR	
6		NP	. CLIP, HOSE 13 x 6	WABCO 89351041 02	4	
7		NP	. NUT, HOSE M22	WABCO 89307009 44	2	
8		NP	. NIPPLE, HOSE	WABCO 89312042 44	2	
9		NP	. WASHER, FIBRE 15 mm dia.	WABCO 89704264 04	2	
10		NP	. STUD, BULKHEAD M22	WABCO 89389001 40	2	
11		NP	. TAG, LINE service	WABCO AP6636	1	
12		NP	. TAG, LINE emergency	WABCO AP6637	1	
13		NP	. WASHER Al, M22	WABCO 81140108 04	14	
14		NP	. CONNECTOR, STRAIGHT M22 x 10	WABCO 89380010 90	5	
15		NP	. PIPE 10 mm x 1mm, bulk supply	AUTO-MOTIVE PRODUCTS TUNGUM	AR	
16		NP	. CONNECTOR, STRAIGHT M16 x 10 mm	WABCO 89380199 40	5	
17		NP	. CONNECTOR, BULKHEAD	WABCO 89382016 00	4	

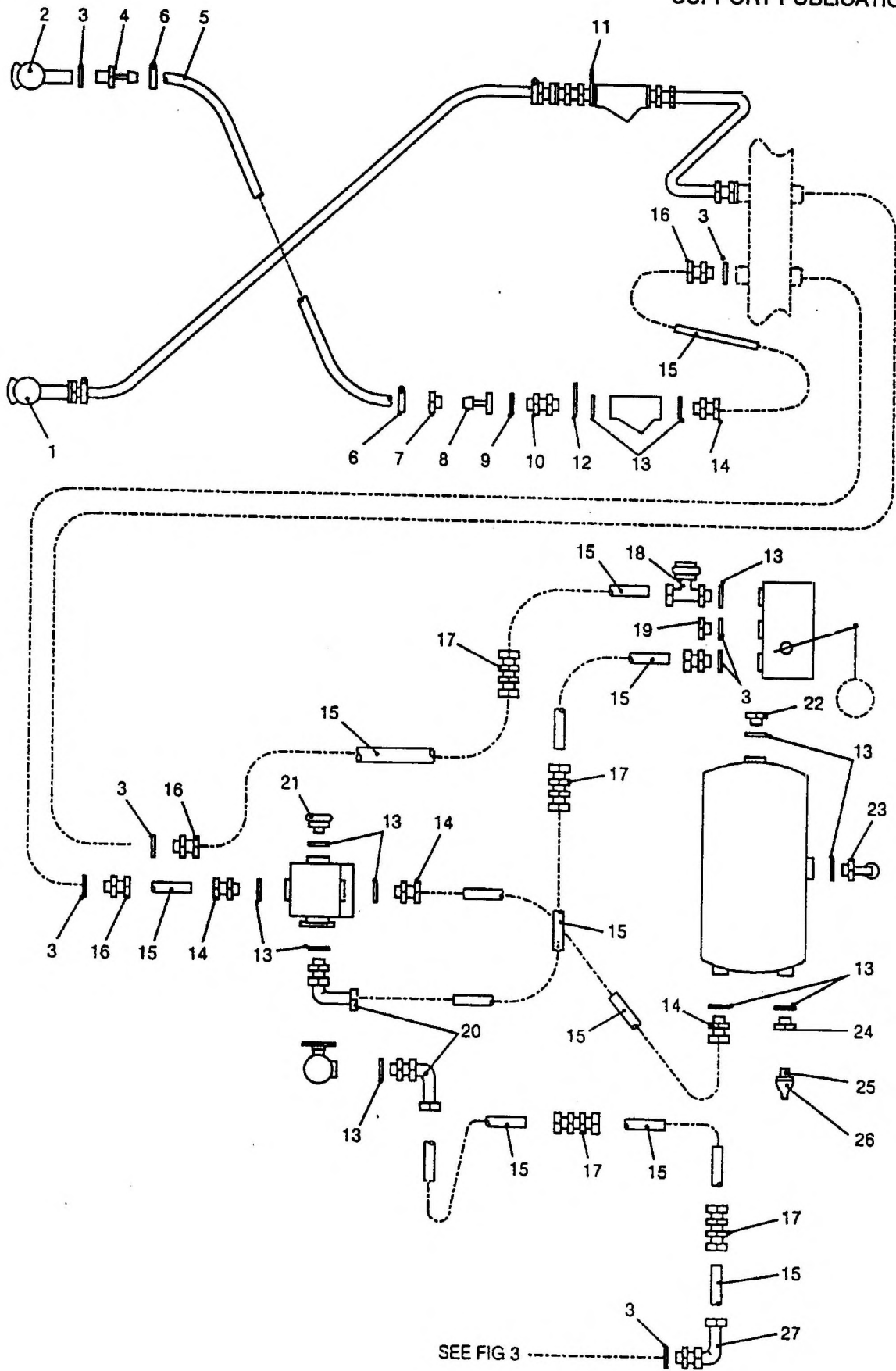


Fig 2 Air/hydraulic assembly

Fig-Item	DMC Army	NATO Stock No.	Item Name and Description	Part No./ Drawing No.	No. Off	Anno-tations
2-18		NP	TEST POINT M22 x 10 mm	WABCO 46370301 20	1	
19		NP	PLUG M16	WABCO 81090400 44	1	
20		NP	CONNECTOR, ELBOW M22 x 10 mm	WABCO 89383044 10	2	
21		NP	TEST POINT M22	WABCO 46370310 00	1	
22		NP	PLUG M22	WABCO 89301007 04	1	
23		NP	VALVE, DRAIN c/w pull ring	WABCO 93430007 00	1	
24		NP	ADAPTOR M22 male, 1/4 in. NPTF female	WABCO 42530100 34	1	
25		NP	SWITCH, LOW PRESSURE WARNING	WABCO APSA7282/ 3	1	
26		NP	BOOT	WABCO SF50-281	1	
27		NP	CONNECTOR, ELBOW M16 x 10 mm dia	WABCO 893830047 10	1	

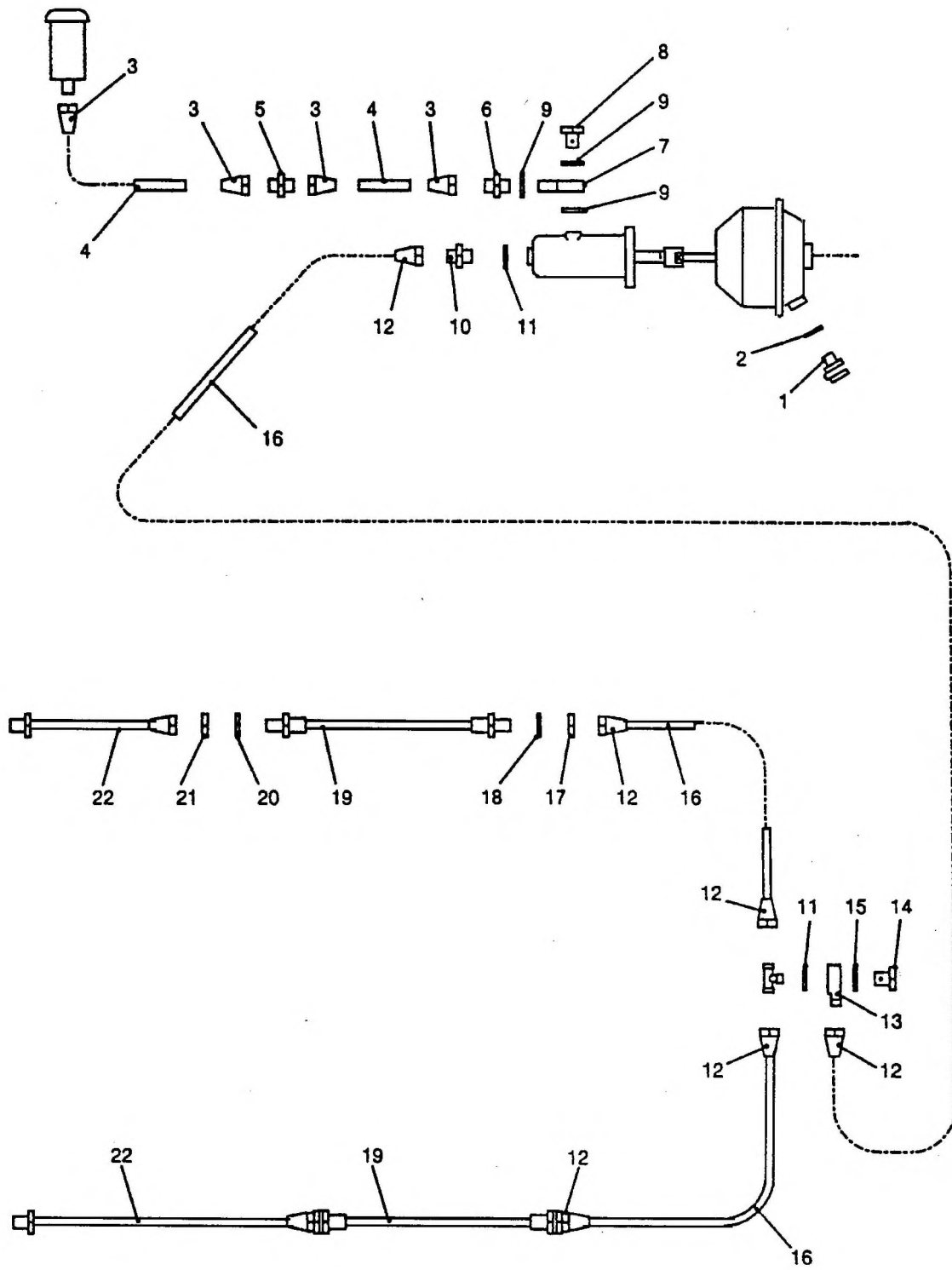


Fig 3 Air/hydraulic assembly

Fig-Item	DMC Army	NATO Stock No.	Item Name and Description	Part No./ Drawing No.	No. Off	Annotations
3-1		NP	TEST POINT M16	WABCO 46370310 30	1	
2		NP	WASHER Al, 16 mm dia	WABCO 81140105 74	1	
3		NP	NUT, PIPE 5/8 in. UNF, 3/8 in. dia	LUCAS 64470434	4	
4		NP	PIPE 10 mm x 1mm, bulk supply	AUTO- MOTIVE PRODUCTS TUNGUM	AR	
5		NP	UNION 5/8 in. UNF	LUCAS 64474963	1	
6		NP	ADAPTOR 5/8 in. UNF	LUCAS 64473284	1	
7		NP	BANJO	MOD(PE) FV2140699	1	
8		NP	BOLT, BANJO	MOD(PE) FV2140674	1	
9		NP	WASHER copper, 5/8 in. dia	LUCAS 378730	3	
10		NP	ADAPTOR 1/2 in. UNF	LUCAS 64473276	1	
11		NP	WASHER copper, 1/2 in. dia	LUCAS 378731	2	
12		NP	NUT, PIPE 1/2 in. UNF, 5/16 in. dia	LUCAS 377120	6	
13		NP	BANJO 1/2 in. UNF, male	LUCAS 352401W	1	
14		NP	BOLT, BANJO 1/2 in. UNF	LUCAS 64470416	1	
15		NP	WASHER copper, 19/32 in. dia	LUCAS 378723	1	
16		NP	PIPE tungum, 22 SWG, 5/16 in. dia	LUCAS TUNGUM 22SWG	AR	
17		NP	NUT, BULKHEAD 1/2 in. UNF	LUCAS 64100178	2	
18		NP	WASHER, SHAKEPROOF	LUCAS 64140089	2	
19		NP	HOSE, FLEXIBLE	AUTO- MOTIVE PRODUCTS KL92410	2	
20		NP	WASHER, LOCK 7/16 in. dia	AUTO- MOTIVE PRODUCTS K19408	2	

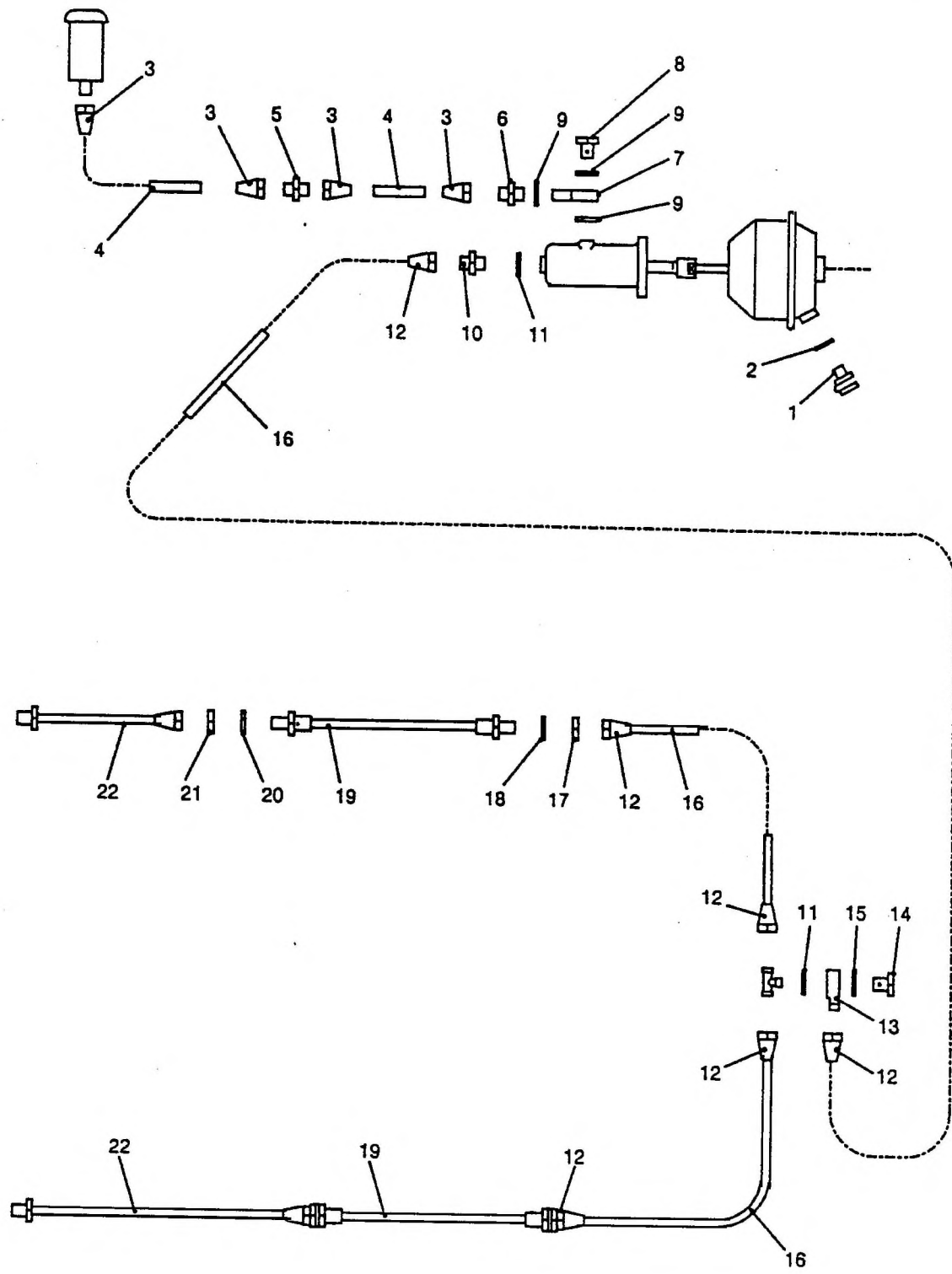


Fig 3 Air/hydraulic assembly


Fig-Item	DMC Army	NATO Stock No.	Item Name and Description	Part No./ Drawing No.	No. Off	Annotations
3-21		NP	NUT, LOCK 7/16 in. UNF	AUTO- MOTIVE PRODUCTS K24104	2	
22		NP	BRAKE PIPE ASSEMBLY	MOD(PE) FV924180	2	

Chapter 2-3

PARTS LIST

ELECTRICAL SYSTEM

Drawing No. FV2168695



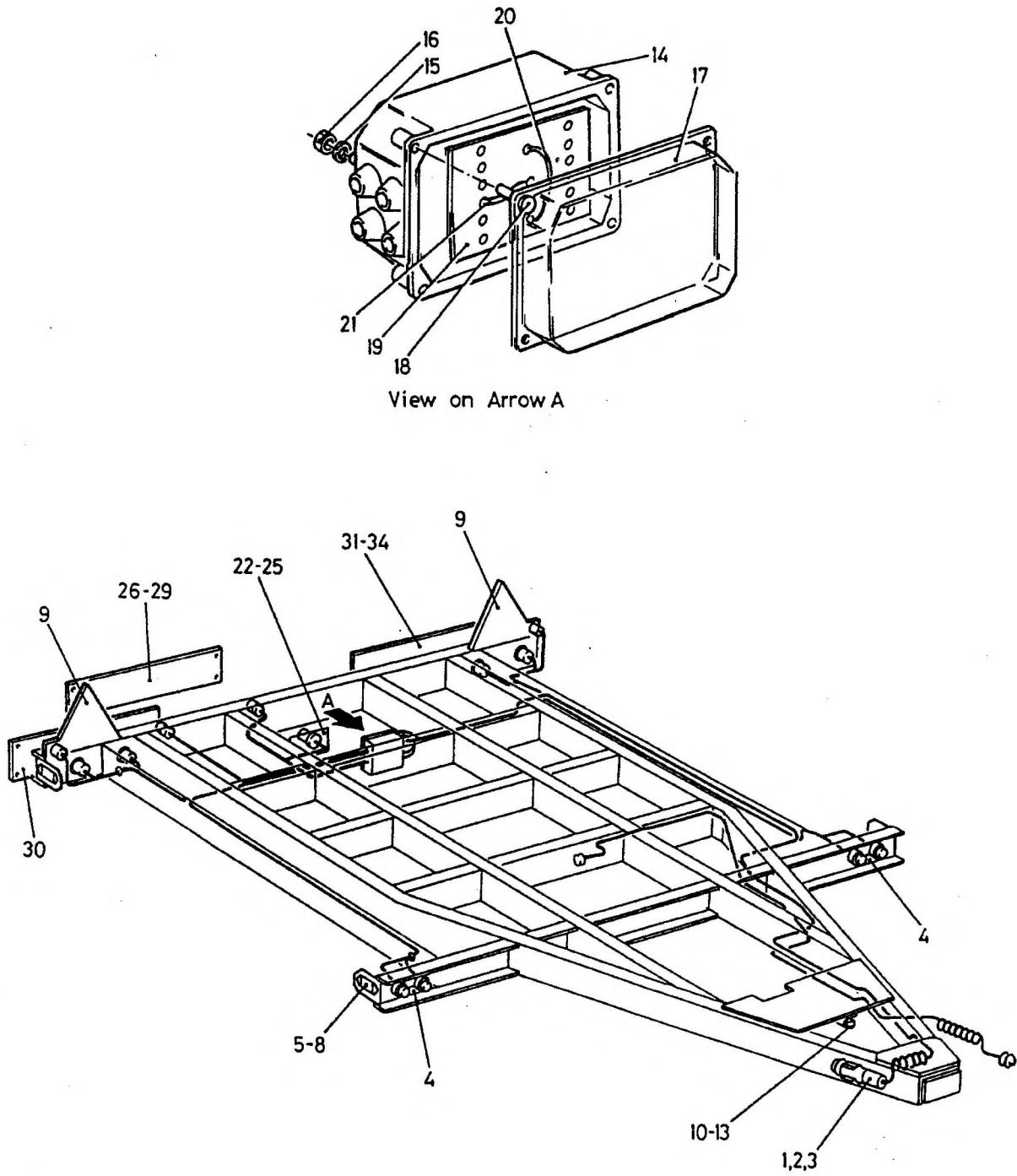


Fig 1 Electrical system

Fig-Item	DMC Army	NATO Stock No.	Item Name and Description	Part No./ Drawing No.	No. Off	Annotations
		NP	ELECTRICAL SYSTEM	MOD(PE) FV2168695	REF	
1-1	9BTR	5340-99-874-2272	. CLIP, SPRING, TRAILER SOCKET steel, Cd plated, 2-1/2 in. id	MOD(PE) FV556226	1	
2	G1	5305-99-122-8665	. SCREW, MACHINE ISO metric; steel; hex head; zinc plated w/chromate treatment; M6 dia by 1.00mm thd pitch; 10.00mm o/a lg; 10.00mm o/a thd lg; 6g thd; min TS 784.5 N per sq mm; strength grade 8.8	BS3692	2	
3	G1	5310-99-135-9301	. WASHER, LOCK steel; split helical ring; cadmium plated; 6mm bolt size; 9.60mm od; 1.50mm thk	BS4464	2	
4		NP	. REFLECTOR, INDICATING, CLEARANCE clear	FLEXIBLE LAMPS 78/03/00	2	
5		NP	. REFLECTOR, CLEARANCE INDICATING amber	FLEXIBLE LAMPS 77/02/00	4	
6	G1	5305-99-135-0424	. SCREW, MACHINE ISO metric; steel; pan hd; slot drive; zinc plated finish; 4mm by 0.70mm pitch by 16.00mm lg; class 6g thd	BS3692	12	
7	G1	5310-99-135-9299	. WASHER, LOCK steel; split helical ring; cadmium plated; 4mm nom bolt size; 6.95mm od; 1.20mm thk	BS4464	12	
8	G1	5310-99-135-0755	. NUT, PLAIN, HEXAGON ISO; metric; steel; chamfered bearing surface, zinc plated w/chromate; M4.0 by 0.070mm pitch; 7.00mm w A/F; 3.00mm o/a h; class 6h nut; grade 4	BS3692	12	
9		NP	. REFLECTOR, TRAILER PLATE	FLEXIBLE LAMPS 71/03/00	2	
10		NP	. DUMMY SOCKET low air pressure	MOD(PE) FV634204	1	

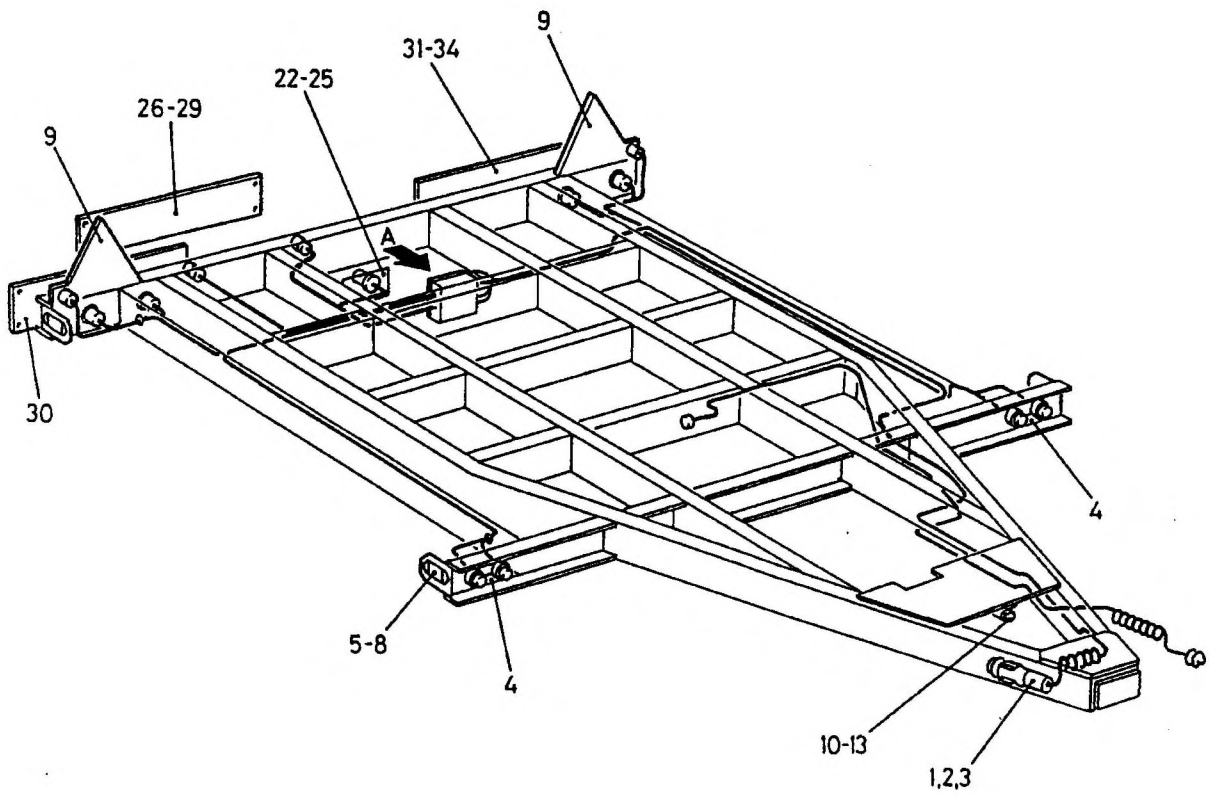
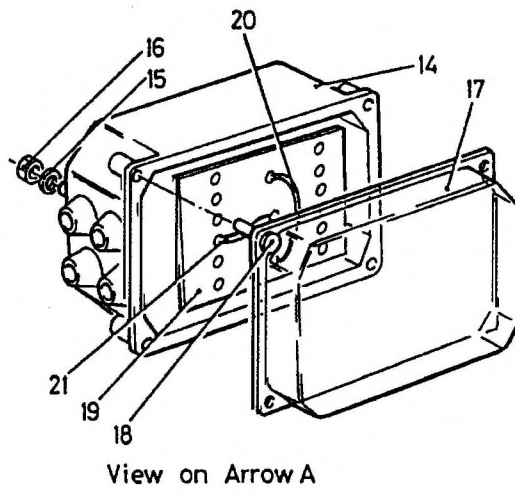


Fig 1 Electrical system

Fig-Item	DMC Army	NATO Stock No.	Item Name and Description	Part No./ Drawing No.	No. Off	Annotations
1- 11	G1	5305-99-135-0417	. SCREW, MACHINE ISO M; steel; pan hd; slot drive; zinc plated; 3mm dia x 0.50mm pitch; 12mm fastener lg; 12mm thd lg; class 6g thd; 392.3N/mm sq MTS; grade 4.8	BS3692	4	
12	G1	5310-99-135-9298	. WASHER, LOCK steel; split helical ring; cadmium plated; 3mm dia bolt size; 5.5mm nom od; 1mm nom thk	BS4464	4	
13	G1	5310-99-135-0754	. NUT, PLAIN, HEXAGON ISO M, steel; finished chamfered surface; zinc plated w/chromate; M3.0 by 0.50mm pitch; 5.50mm w A/F; 2.40mm o/a h; class 6h thd; grade 4 nut	BS3692	4	
14		NP	. JUNCTION BOX w/lock washer and nut	FLEXIBLE LAMPS 111/07/04	1	
15		NP	. WASHER, LOCK	BS4320	2	
16		NP	. NUT M6	BS3692	2	
17		NP	. . LID ASSEMBLY	FLEXIBLE LAMPS 3144	1	
18		NP	. . RETAINER	FLEXIBLE LAMPS 3123	4	
19		NP	. . TERMINAL BOARD 15 stud terminals	FLEXIBLE LAMPS 2853	1	
20		NP	. . CABLE ASSEMBLY link studs 7 and 9 NOTE... See Chapter 2-4-1	MOD(PE) FV2168761	1	
21		NP	. . CABLE ASSEMBLY link studs 8 and 12 NOTE... See Chapter 2-4-1	MOD(PE) FV2168762	1	
22		NP	. PLATE, CONVOY	MOD(PE) FV501292	1	
23	G1	5305-99-122-5360	. SCREW, MACHINE ISO M; steel; hex hd; zinc plated w/chromate treatment; M6 x 16mm lg	BS3692	2	

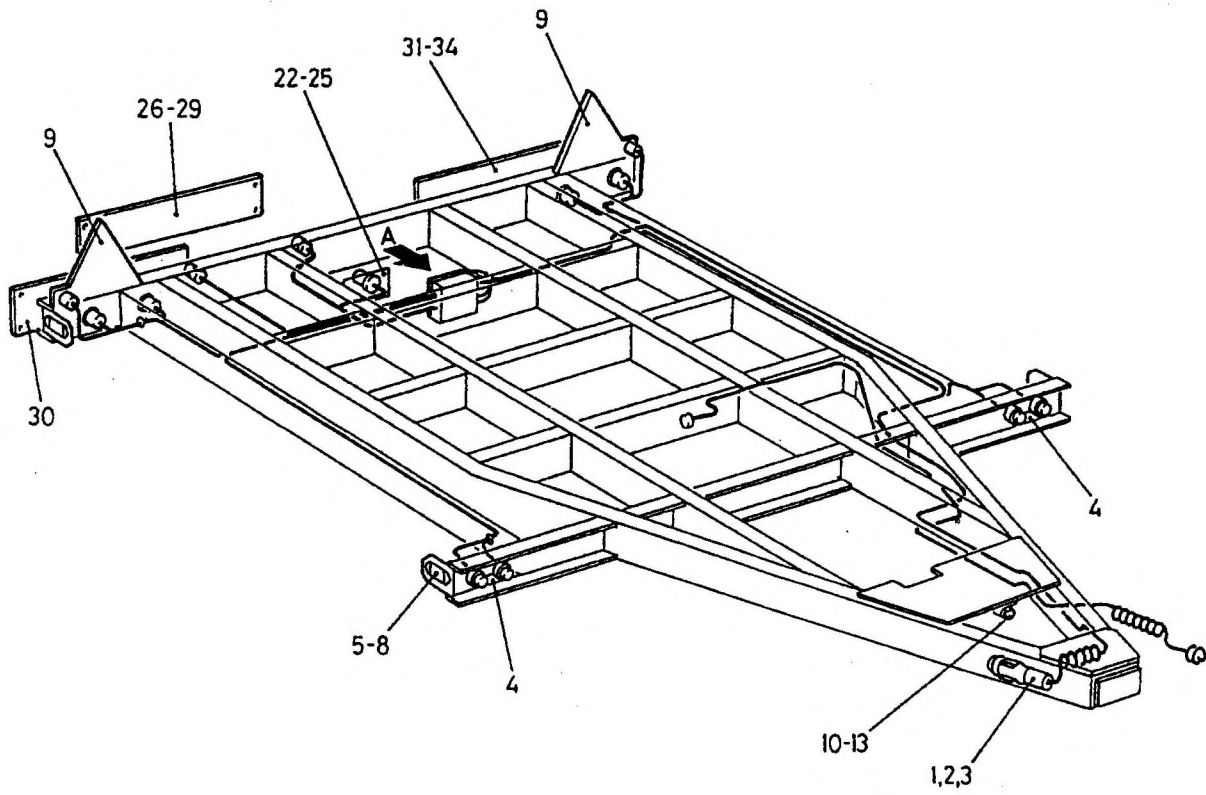
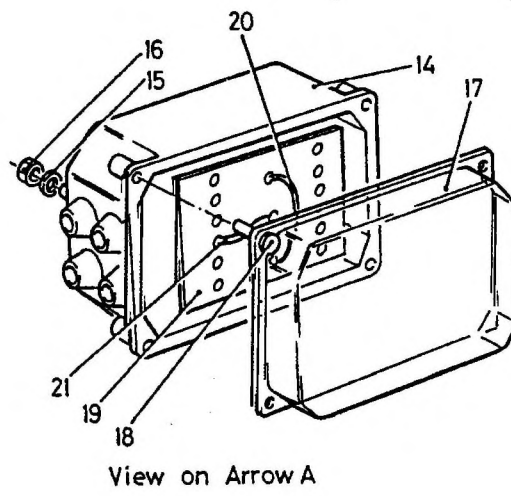


Fig 1 Electrical system

Fig-Item	DMC Army	NATO Stock No.	Item Name and Description	Part No./ Drawing No.	No. Off	Annotations
1-24	G1	5310-99-135-9301	WASHER, LOCK steel; split helical ring; cadmium plated; 6mm bolt size; 9.60mm od; 1.50mm thk	BS4464	2	
25	G1	5310-99-122-5295	NUT, PLAIN, HEXAGON ISO metric; steel; chamfered bearing surface, zinc plated; M6 by 1.00mm thd pitch; 10.00mm w A/F, 5.00mm h o/a; grade 8; rh thd	BS3692	2	
26		NP	PLATE, NUMBER Al, 4 in. w, 20 in. lg, 1/16 in. thk	MOD(PE) FV654855	1	
27	G1	5305-99-122-5361	SCREW, MACHINE ISOM; steel; hex hd; zinc plated; 6mm dia x 1.00mm pitch; 20mm fastener lg; 20mm thd; class 6g thd; grade 8.8	BS3692	2	
28	G1	5310-99-135-9301	WASHER, LOCK steel; split helical ring; cadmium plated; 6mm bolt size; 9.60mm od; 1.50mm thk	BS4464	2	
29	G1	5310-99-122-5295	NUT, PLAIN, HEXAGON ISO metric; steel; chamfered bearing surface, zinc plated; M6 by 1.00mm thd pitch; 10.00mm w A/F, 5.00mm h o/a; grade 8; rh thd	BS3692	2	
30		NP	MARKER BOARD ASSEMBLY rear, rh	MOD(PE) FV2124156	1	
31		NP	MARKER BOARD ASSEMBLY rear, lh	MOD(PE) FV2124157	1	
32	G1	5305-99-122-4911	SCREW, MACHINE iso metric; steel; hex hd; zinc plated finish; 10mm by 1.50mm pitch, 30mm lg; class 6g thd	BS3692	4	
33	G1	5310-99-122-6476	WASHER, FLAT steel, zinc plated; rd, rd hole; 10.00mm id, 21.0mm od, 2.00mm thk	BS4320	8	

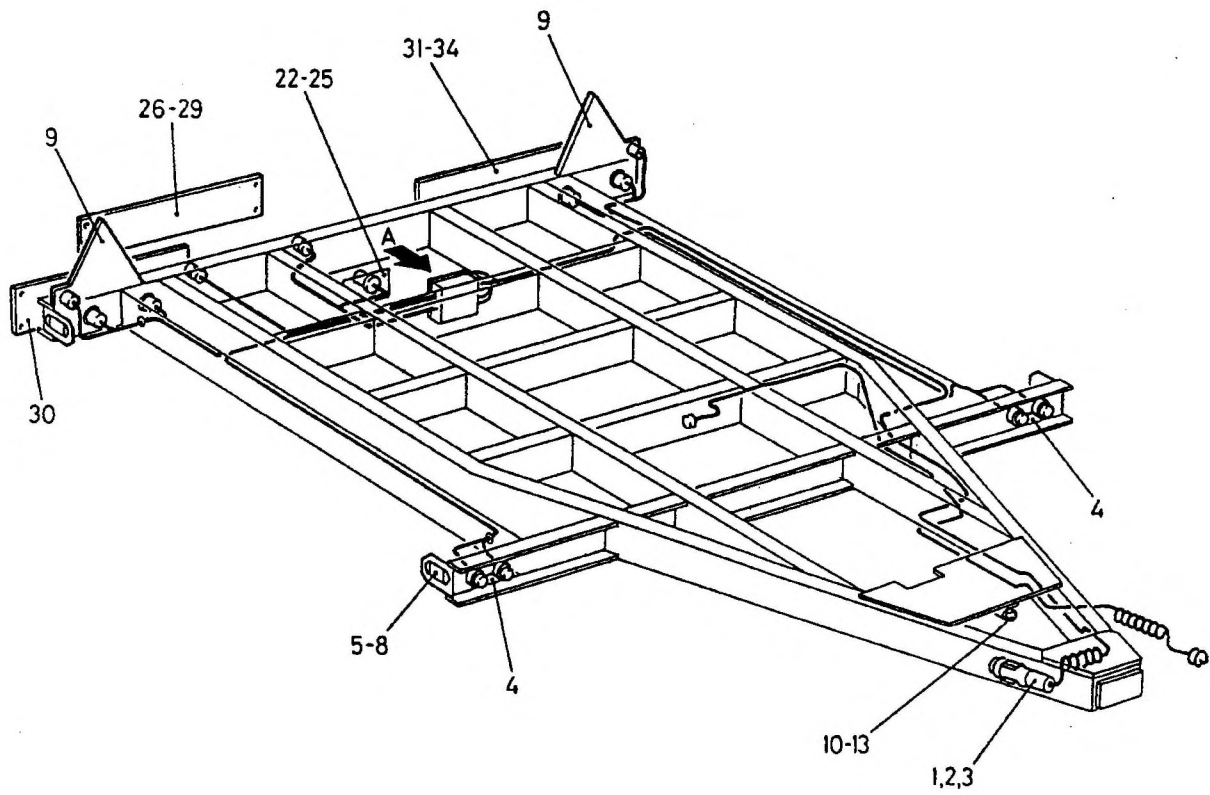
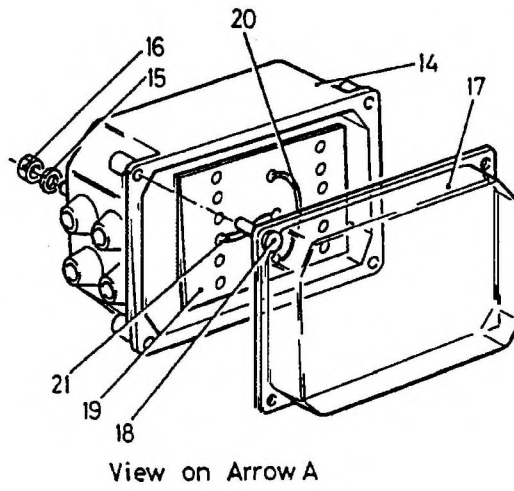


Fig 1 Electrical system

Fig-Item	DMC Army	NATO Stock No.	Item Name and Description	Part No./ Drawing No.	No. Off	Annotations
1- 34		NP	NUT, SELF-LOCKING, HEXAGON metric, steel, Zn coated, prevailing torque, M10	BS4929	4	

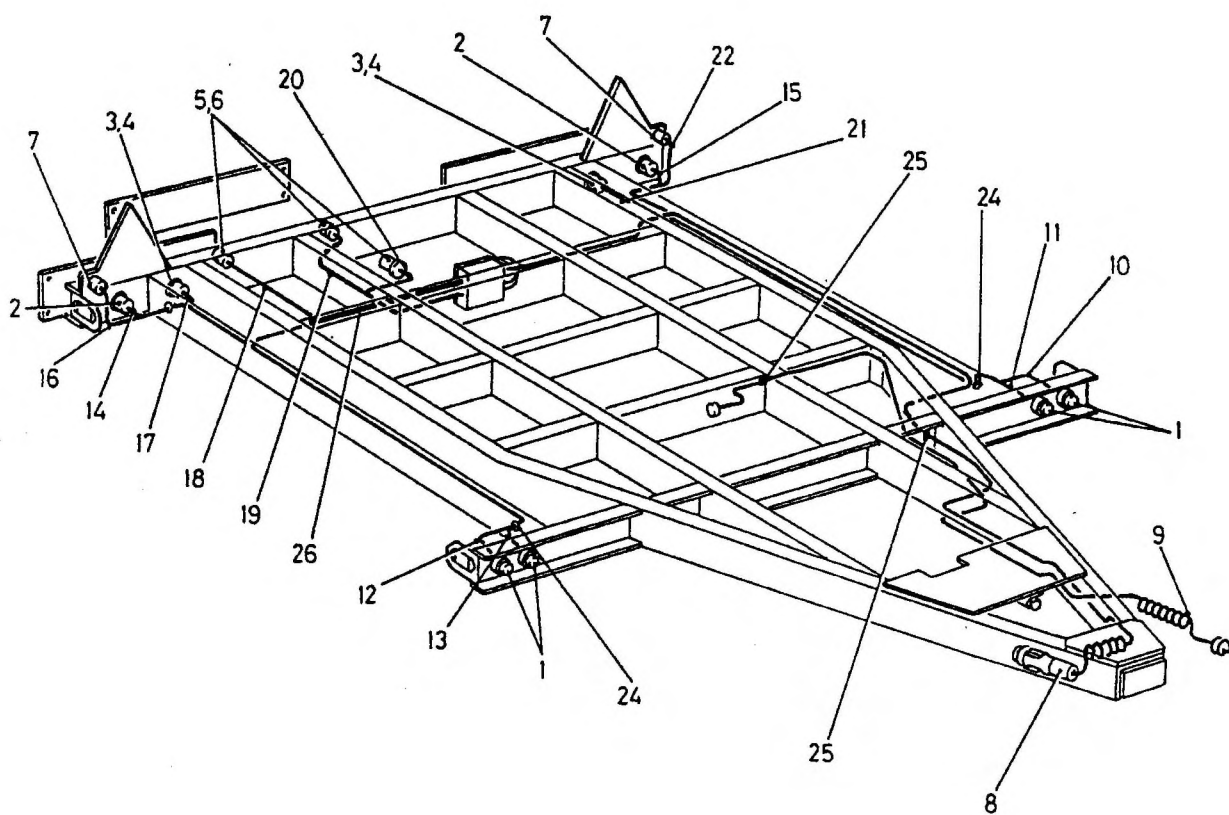


Fig 2 Electrical system

Fig-Item	DMC Army	NATO Stock No.	Item Name and Description	Part No./ Drawing No.	No. Off	Annotations
2-1		NP	END OUTLINE LIGHT white	FLEXIBLE LAMPS 50/04/00	4	
2		6220-12-151-4411	. STOPLIGHT-TAILLIGHT, VEHICULAR	HELLA KG 2SD 001698-001	2	
3		6220-12-152-8600	. LAMP, FOG REARGUARD	HELLA KG 2NE 002481-001	2	
4		NP	. BOLT M8 x 12 mm lg	BS3692	4	
5		6220-12-121-9007	. LAMP, NUMBER PLATE/CONVOY PLATE	HELLA KG 2KA 324 LRB 241	3	
6		NP	. SCREW M6	BS3692	6	
7		NP	. END OUTLINE LIGHT red	FLEXIBLE LAMPS 50/05/00	2	
8		NP	. WIRING HARNESS tow veh-c/j NOTE... See Chapter 2-4-1	MOD(PE) FV2168747	1	
9		NP	. WIRING HARNESS L.A.P NOTE... See Chapter 2-4-1	MOD(PE) FV2168763	1	
10		NP	. WIRING HARNESS front lh position NOTE... See Chapter 2-4-1	MOD(PE) FV2168752	1	
11		NP	. WIRING HARNESS front lh outline NOTE... See Chapter 2-4-1	MOD(PE) FV2168753	1	
12		NP	. WIRING HARNESS front rh outline NOTE... See Chapter 2-4-1	MOD(PE) FV268750	1	
13		NP	. WIRING HARNESS front rh position NOTE... See Chapter 2-4-1	MOD(PE) FV268751	1	
14		NP	. WIRING HARNESS stop/tail/turn rh NOTE... See Chapter 2-4-1	MOD(PE) FV2168748	1	
15		NP	. WIRING HARNESS stop/tail/turn lh NOTE... See Chapter 2-4-1	MOD(PE) FV2168749	1	

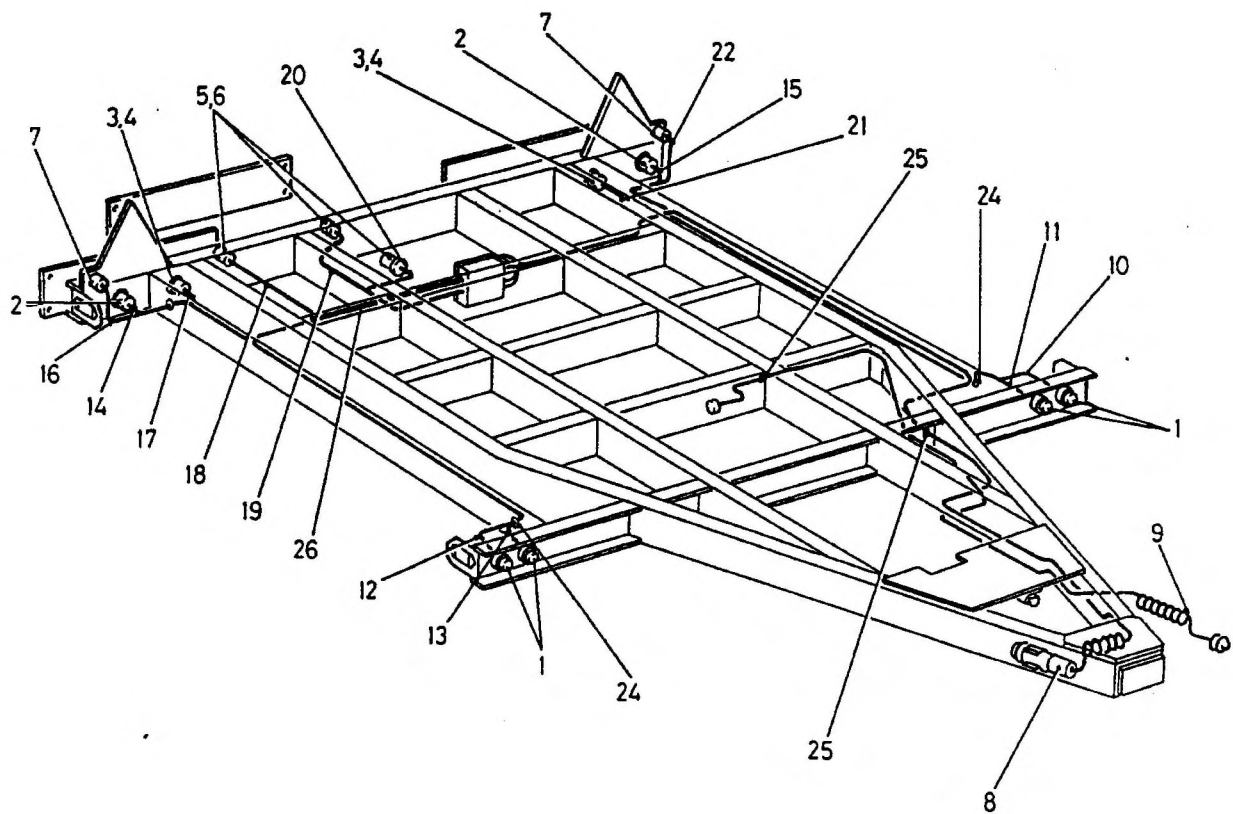


Fig 2 Electrical system

Fig-Item	DMC Army	NATO Stock No.	Item Name and Description	Part No./ Drawing No.	No. Off	Annotations
2-16		NP	. WIRING HARNESS rear rh outline NOTE... See Chapter 2-4-1	MOD(PE) FV2168754	1	
17		NP	. WIRING HARNESS rh fog NOTE... See Chapter 2-4-1	MOD(PE) FV2168755	1	
18		NP	. WIRING HARNESS outer number plate light NOTE... See Chapter 2-4-1	MOD(PE) FV2168756	1	
19		NP	. WIRING HARNESS inner number plate light NOTE... See Chapter 2-4-1	MOD(PE) FV2168757	1	
20		NP	. WIRING HARNESS convoy NOTE... See Chapter 2-4-1	MOD(PE) FV2168758	1	
21		NP	. WIRING HARNESS lh fog NOTE... See Chapter 2-4-1	MOD(PE) FV2168759	1	
22		NP	. WIRING HARNESS rear lh outline NOTE... See Chapter 2-4-1	MOD(PE) FV2168760	1	
23	H9	5325-99-942-3500	. GROMMET, RUBBER 1-1/4 in. id, 1-1/2 in. od, 13/64 in. groove	DEF STAN 53-13 TABLE 1(A)	1	
24	H9	5325-99-942-6850	. GROMMET, RUBBER 1 in. ld; 0.1 in. slot	DEF STAN 53-13 TABLE 1(A)	4	
25		NP	. CABLE TIE nylon, black	HELLER- MANN LK3	13	
26		NP	. TRUNKING black; nylon; 28 mm od; 650 mm lg	ADAPTA- FLEX NC28	1	
27 NI		NP	. CONNECTOR 1/4 in., female	RISTS 54191042	2	
28 NI		NP	. SLEEVE, CONNECTOR	RISTS 54191204	2	

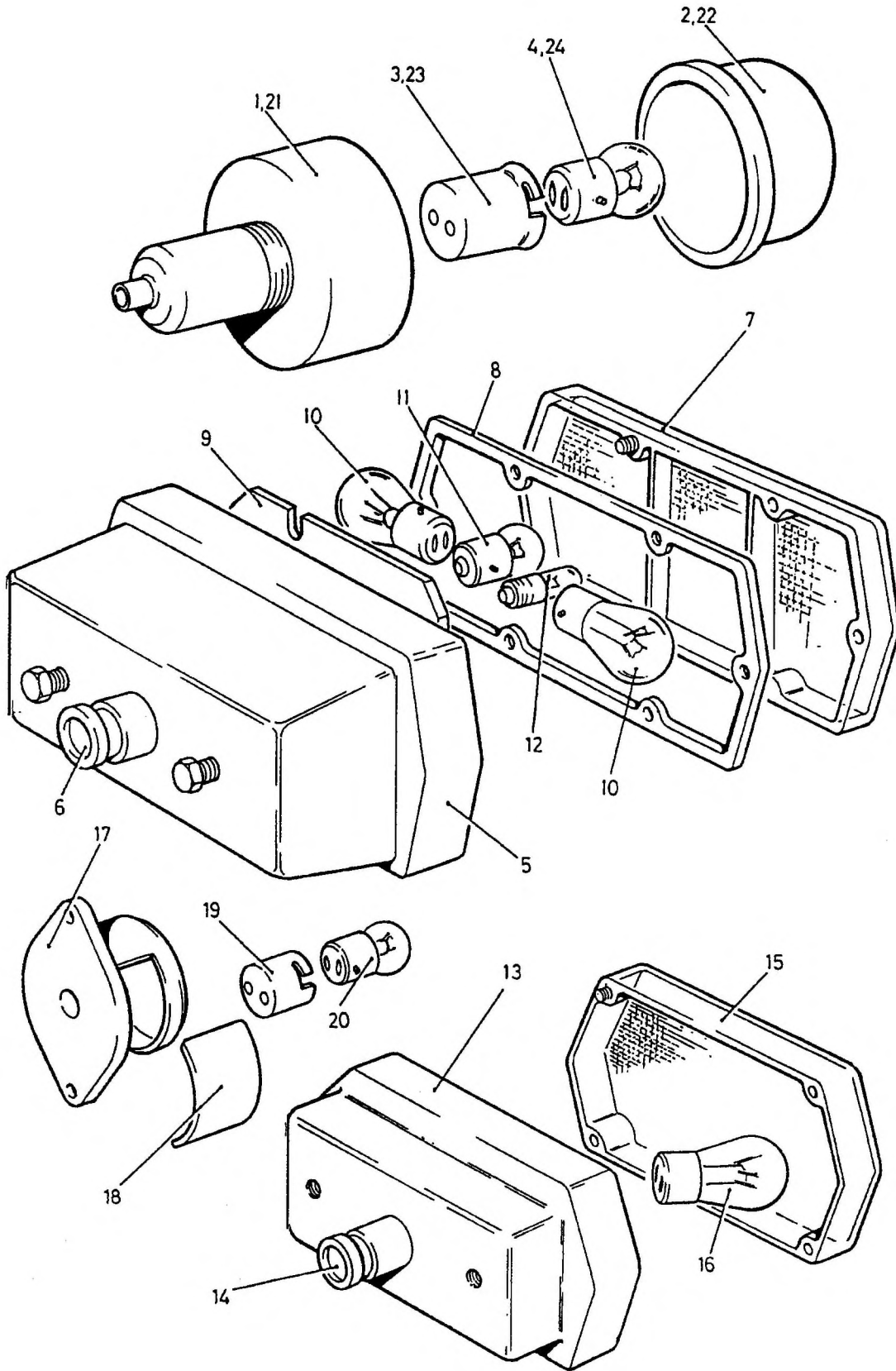


Fig 3 Electrical system

Fig-Item	DMC Army	NATO Stock No.	Item Name and Description	Part No./ Drawing No.	No. Off	Annotations
3-1		NP	END OUTLINE LIGHT white	FLEXIBLE LAMPS 50/04/00	1	
2		NP	. . LENS white	FLEXIBLE LAMPS 1231	1	
3		NP	. . BULBHOLDER	FLEXIBLE LAMPS 1102	1	
4	6MT3	6240-99-995-2254	. . LAMP, FILAMENT 24V, 6W	DEF STAN 62-6 TABLE 1(A)	1	
5		6220-12-151-4411	. . STOPLIGHT-TAILLIGHT, VEHICULAR	HELLA KG 2SD 001698-001	2	
6		NP	. . GLAND, CABLE	HELLA KG PG11	1	
7	6MT3	6220-12-151-4412	. . LENS, LIGHT	HELLA KG 9EL 104544-001	1	
8		NP	. . SEAL	HELLA KG 9GD 104543-001	1	
9		5340-12-190-2370	. . VIBRATION DAMPER	HELLA KG 9GP 004028-007	1	
10	6MT3	6240-99-995-3244	. . LAMP, FILAMENT 24V, 24W	DEF STAN 62-6 TABLE II(A)	2	
11	X5	6240-99-995-2236	. . LAMP, FILAMENT 26V, 6W, BA15s, clear	DEF STAN 62-6 TABLE 1(A)	1	
12		6240-12-120-7952	. . BULB 24V, 2W	HELLA KG 8GP 002068-241	1	
13		6220-12-152-8600	. LAMP, FOG REARGUARD	HELLA KG 2NE 002481-001	2	
14		NP	. . GLAND, CABLE	HELLA KG PG11	1	
15	6MT3	6220-12-164-7718	. . LENS, LIGHT red, foglamp	HELLA KG 9EL 111600-001	1	
16	6MT3	6240-99-995-3244	. . LAMP, FILAMENT 24V, 24W	DEF STAN 62-6 TABLE II(A)	2	
17		6220-12-121-9007	. LAMP, NUMBER PLATE/CONVOY PLATE	HELLA KG 2KA 324 LRB 241	3	

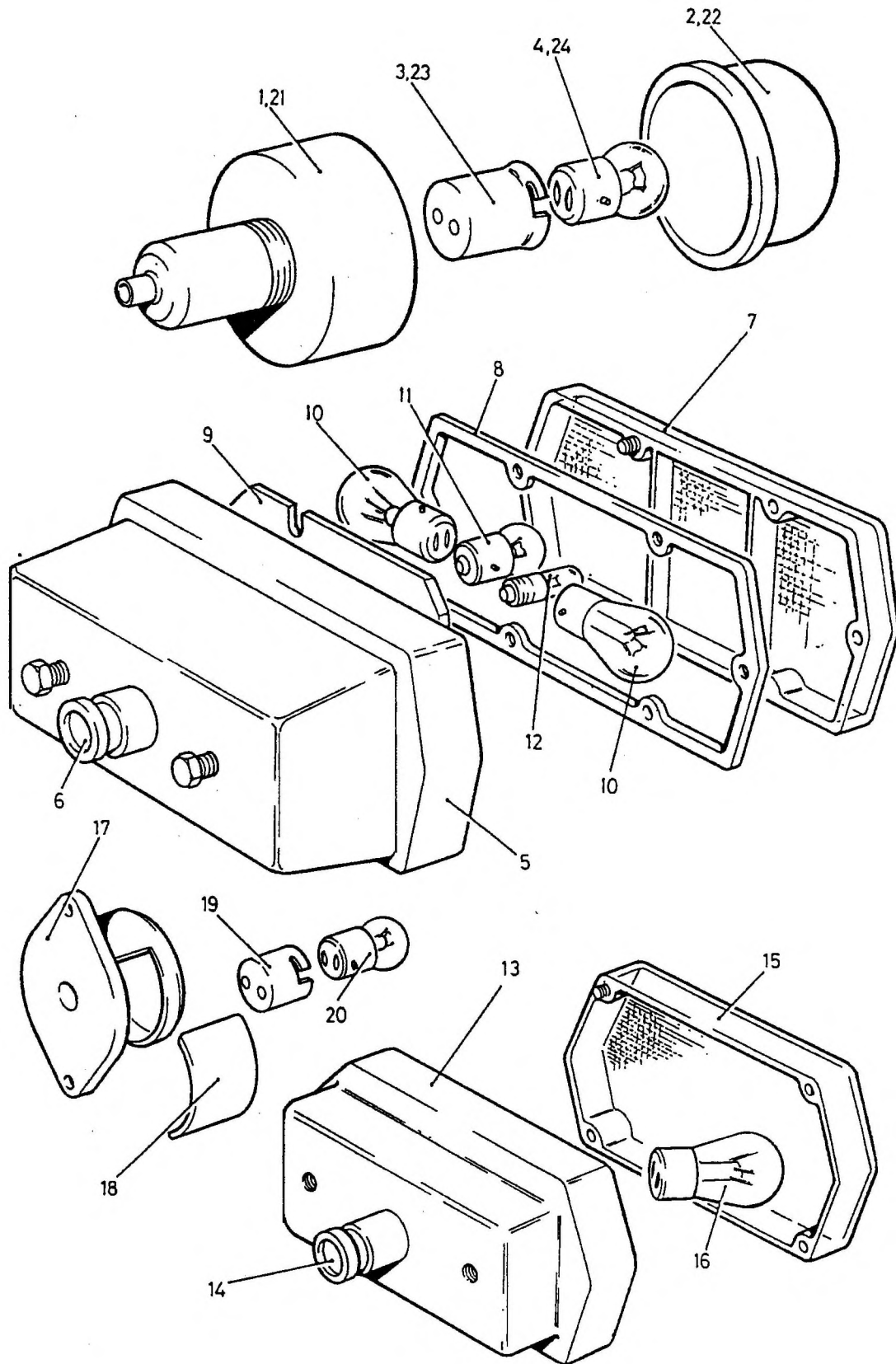


Fig 3 Electrical system

Fig-Item	DMC Army	NATO Stock No.	Item Name and Description	Part No./ Drawing No.	No. Off	Annotations
3-18		NP	LAMP, NUMBER PLATE/CONVOY PLATE	HELLA KG 9EL 072373-001	1	
19		NP	HOLDER	HELLA KG 9GP 072300-001	1	
20	X5	6240-99-995-2236	LAMP, FILAMENT 26V, 6W, BA15s, clear	DEF STAN 62-6 TABLE 1(A)	1	
21		NP	END OUTLINE LIGHT red	FLEXIBLE LAMPS 50/05/00	2	
22		NP	LENS red	FLEXIBLE LAMPS 1268	1	
23		NP	BULBHOLDER	FLEXIBLE LAMPS 1102	1	
24	6MT3	6240-99-995-2254	LAMP, FILAMENT 24V, 6W	DEF STAN 62-6 TABLE 1(A)	1	

Chapter 2-3-1

PARTS LIST

WIRING HARNESSSES

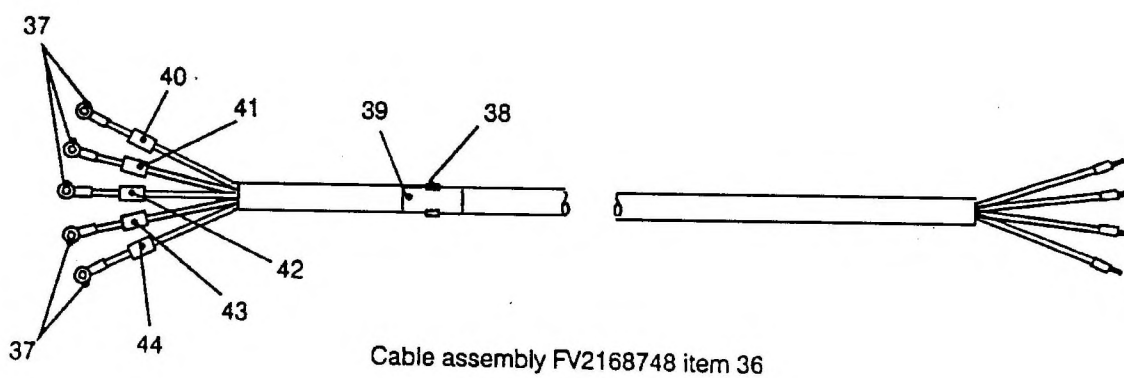
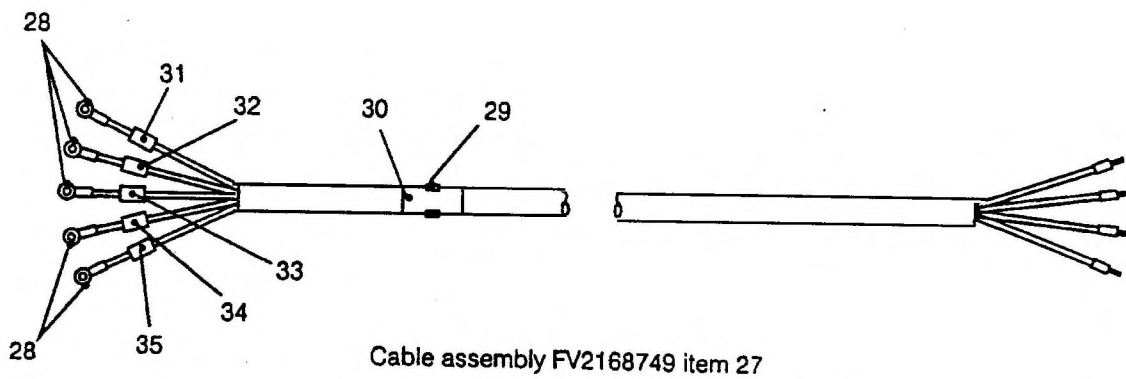
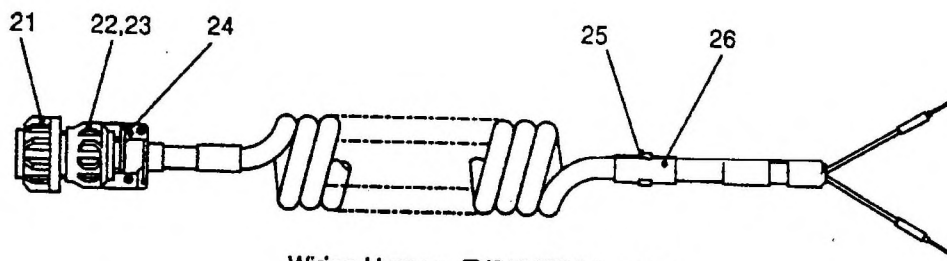
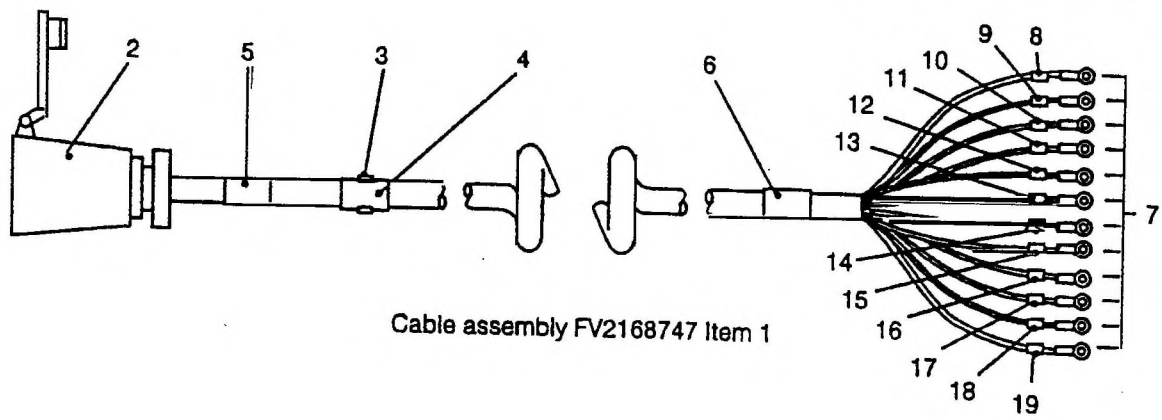


Fig 1 Wiring harness

Fig-Item	DMC Army	NATO Stock No.	Item Name and Description	Part No./ Drawing No.	No. Off	Annotations
1-1		NP NP	WIRING HARNESSES . WIRING HARNESS tow veh-c/j	MOD(PE) FV2168747	REF 1	
2	6MT4	5935-99-804-4658	. . PLUG, ELECTRICAL 12 pole	MOD(PE) FV596887	1	
3	6MT4	5340-99-205-6507	. . BUCKLE STRAP, METALLIC	MOD(PE) FV(S) 7-3-1	1	
4	6MT4	9905-99-804-4136	. . BAND, IDENTIFICATION Al, 7/8 in. w, 1 in. lg	MOD(PE) FV(S) 7-2-1	1	
5		NP	. . SLEEVE, IDENTIFICATION 14 mm id, inscribed TOW VEH	MOD(PE) FV175707/78 0	1	
6		NP	. . SLEEVE, IDENTIFICATION 14 mm id, inscribed C/J	MOD(PE) FV175707/20 5	1	
7	Z37	5940-99-805-1349	. . TERMINAL, LUG	MOD(PE) FV(S) 9-2-3	12	
8		5975-99-826-3127	. . SLEEVE, IDENTIFICATION, CABLE	MOD(PE) FV175700/ 46	1	
9		NP	. . SLEEVE	MOD(PE) FV175700/13 1	1	
10		NP	. . SLEEVE	MOD(PE) FV175700/13 6	1	
11		5975-99-826-2138	. . SLEEVE, IDENTIFICATION, CABLE	MOD(PE) FV175700/12 8	1	
12		NP	. . SLEEVE	MOD(PE) FV175700/12 9	1	
13		NP	. . SLEEVE	MOD(PE) FV175700/15 2	1	
14		5975-99-881-2826	. . SLEEVE, IDENTIFICATION, CABLE	MOD(PE) FV175700/33 4	1	
15		NP	. . SLEEVE	MOD(PE) FV175700/11 2	1	
16		NP	. . SLEEVE	MOD(PE) FV175700/13 5	1	
17		NP	. . SLEEVE	MOD(PE) FV175700/13 0	1	
18		5975-99-835-5768	. . SLEEVE, IDENTIFICATION, CABLE	MOD(PE) FV175700/1 1	1	

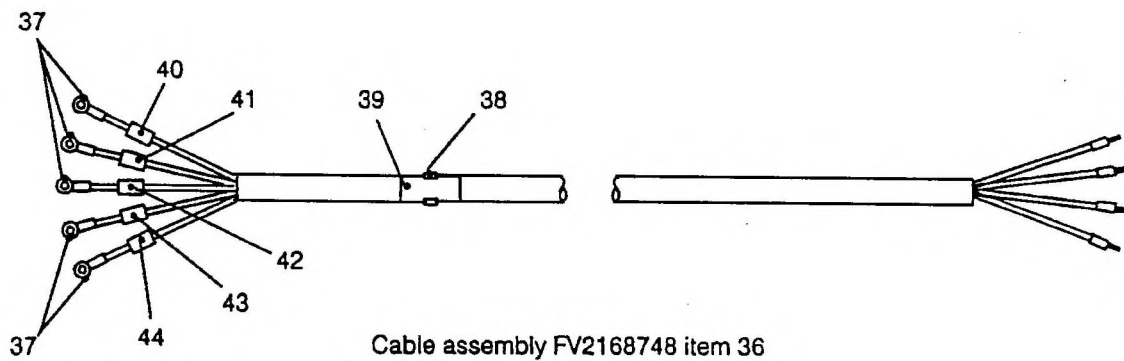
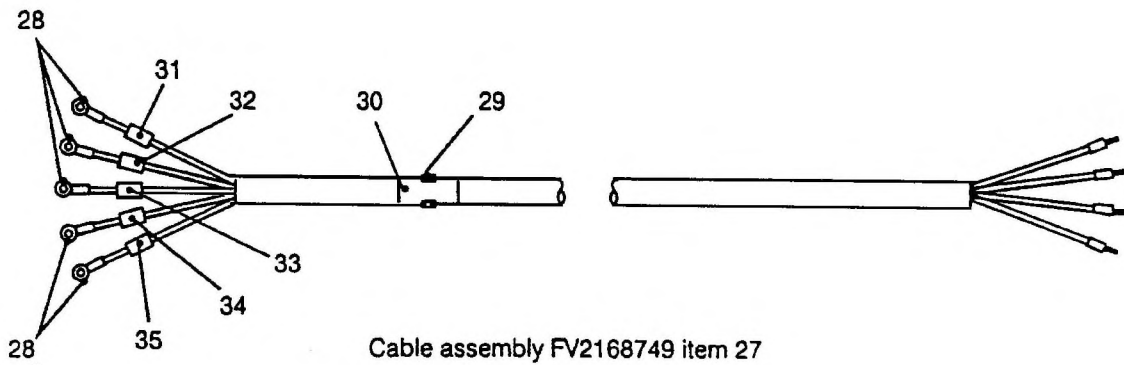
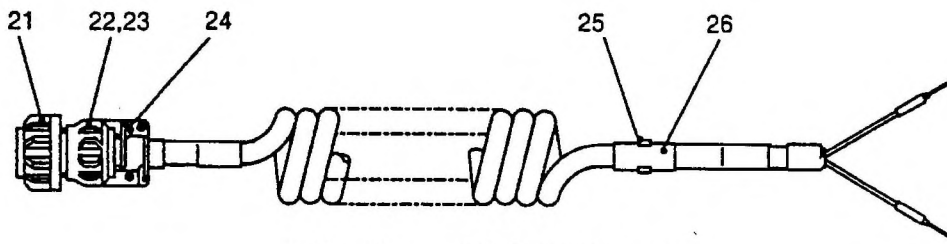
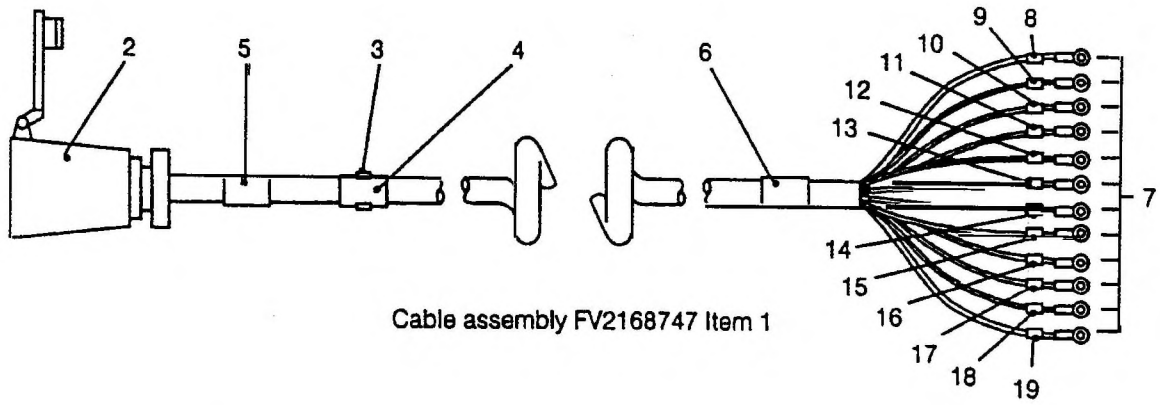


Fig 1 Wiring harness

Fig-Item	DMC Army	NATO Stock No.	Item Name and Description	Part No./ Drawing No.	No. Off	Annotations
1-19		NP	SLEEVE	MOD(PE) FV175700/13 2	1	
20		NP	WIRING HARNESS L.A.P	MOD(PE) FV2168763	1	
21		NP	CONNECTOR	MOD(PE) FV700809	1	
22	6MT4	5325-99-804-4620	GROMMET, RUBBER	MOD(PE) FV585082	1	
23	6MT4	5935-99-804-4616	FOLLOWER, RING, GROMMET	MOD(PE) FV585098	1	
24	Z32	5935-99-636-2379	CLAMP, CABLE, ELECTRICAL PLUG-SOCKET metallic, 13/32 in. dia cable opening, 1-1/4 in. lg, 31/32 in. dia	MOD(PE) FV620702	1	
25	6MT4	5340-99-205-6507	BUCKLE STRAP, METALLIC	MOD(PE) FV(S) 7-3-1	1	
26	6MT4	9905-99-804-4136	BAND, IDENTIFICATION Al, 7/8 in. w, 1 in. lg	MOD(PE) FV(S) 7-2-1	1	
27		NP	WIRING HARNESS stop/tail/turn lh	MOD(PE) FV2168749	1	
28	Z37	5940-99-805-1349	TERMINAL, LUG	MOD(PE) FV(S) 9-2-3	5	
29	6MT4	5340-99-205-6507	BUCKLE STRAP, METALLIC	MOD(PE) FV(S) 7-3-1	1	
30	6MT4	9905-99-804-4136	BAND, IDENTIFICATION Al, 7/8 in. w, 1 in. lg	MOD(PE) FV(S) 7-2-1	1	
31		5975-99-826-2138	SLEEVE, IDENTIFICATION, CABLE	MOD(PE) FV175700/12 8	1	
32		NP	SLEEVE	MOD(PE) FV175700/13 1	1	
33		NP	SLEEVE	MOD(PE) FV175700/12 9	1	
34		5975-99-835-5768	SLEEVE, IDENTIFICATION, CABLE	MOD(PE) FV175700/11 1	1	
35		NP	SLEEVE	MOD(PE) FV175700/74 2	1	
36		NP	WIRING HARNESS stop/tail/turn rh	MOD(PE) FV2168748	1	
37	Z37	5940-99-805-1349	TERMINAL, LUG	MOD(PE) FV(S) 9-2-3	5	
38	6MT4	5340-99-205-6507	BUCKLE STRAP, METALLIC	MOD(PE) FV(S) 7-3-1	1	

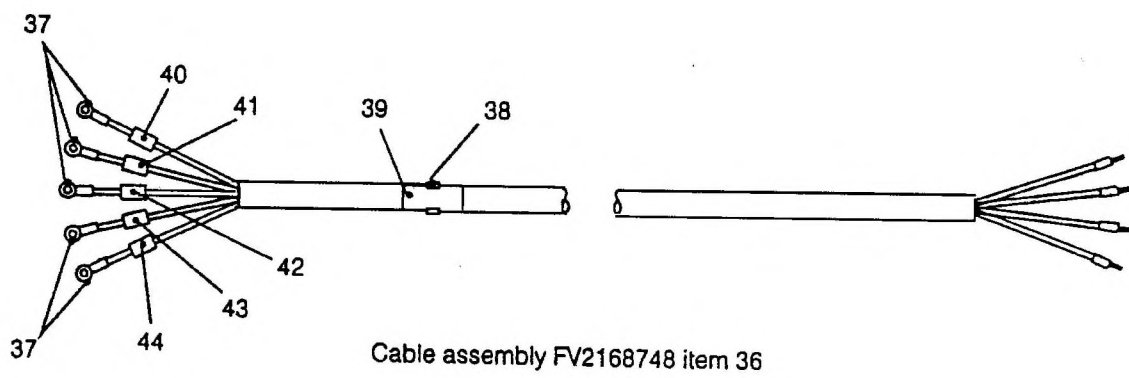
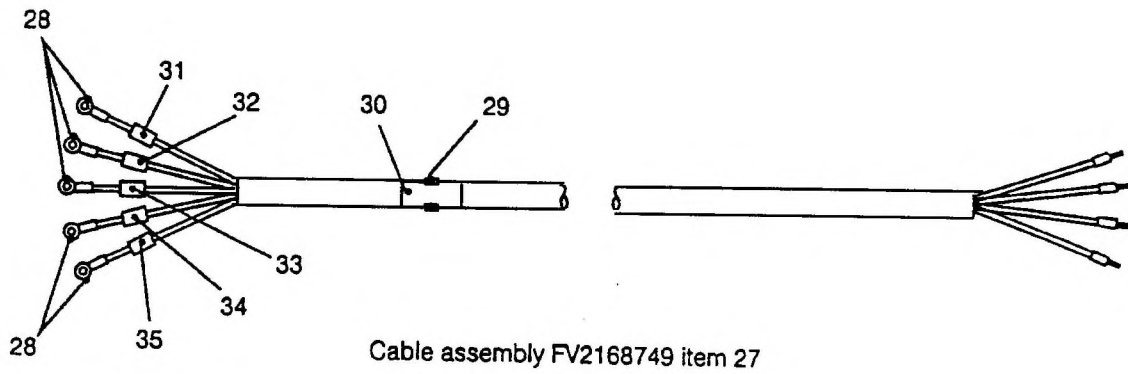
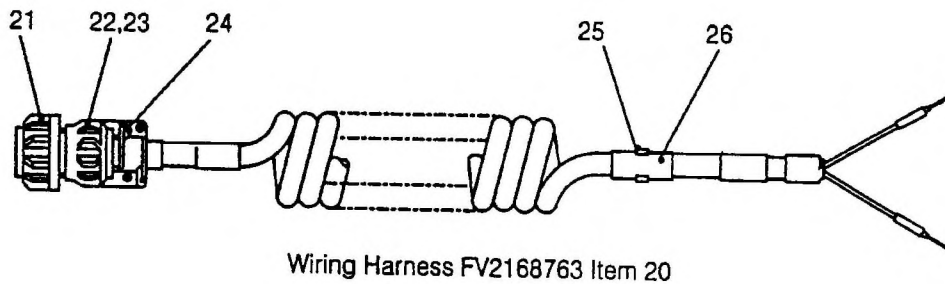
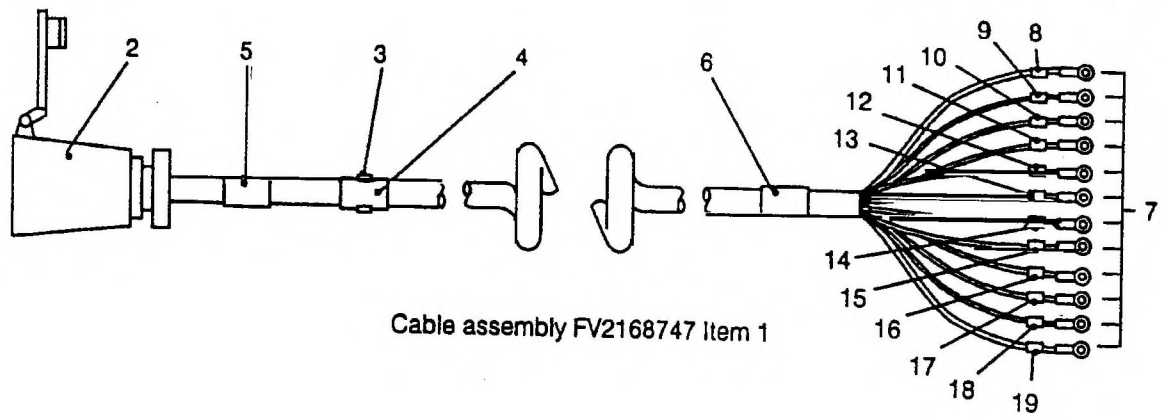
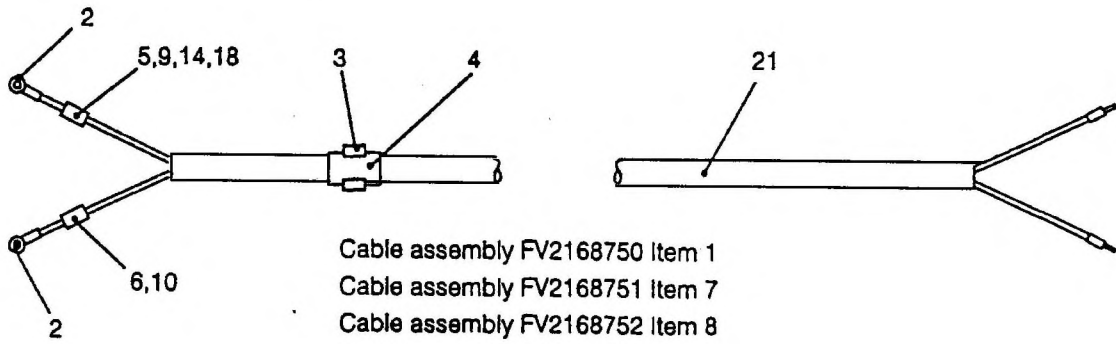
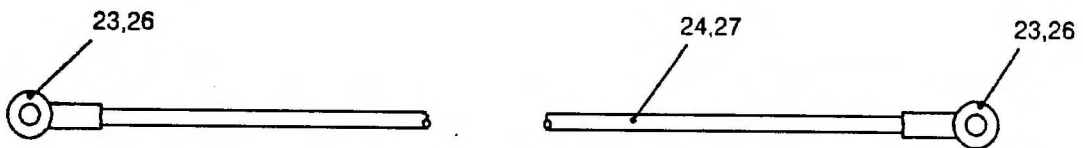


Fig 1 Wiring harness

Fig-Item	DMC Army	NATO Stock No.	Item Name and Description	Part No./ Drawing No.	No. Off	Annotations
1- 39	6MT4	9905-99-804-4136	. . BAND, IDENTIFICATION Al, 7/8 in. w, 1 in. lg	MOD(PE) FV(S) 7-2-1	1	
40		NP	. . SLEEVE	MOD(PE) FV175700/ 130	1	
41		NP	. . SLEEVE	MOD(PE) FV175700/ 112	1	
42		NP	. . SLEEVE	MOD(PE) FV175700/ 133	1	
43		NP	. . SLEEVE	MOD(PE) FV175700/ 132	1	
44		NP	. . SLEEVE	MOD(PE) FV175700/ 742	1	



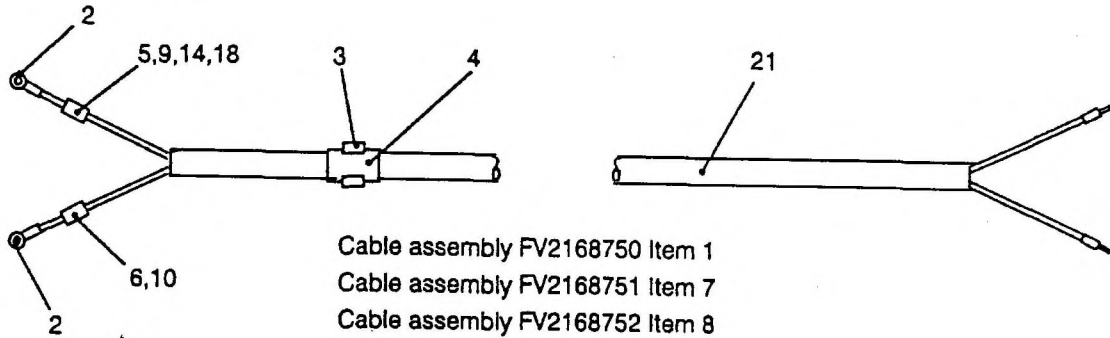
- Cable assembly FV2168750 Item 1
- Cable assembly FV2168751 Item 7
- Cable assembly FV2168752 Item 8
- Cable assembly FV2168753 Item 11
- Cable assembly FV2168754 Item 12
- Cable assembly FV2168755 Item 13
- Cable assembly FV2168756 Item 15
- Cable assembly FV2168757 Item 16
- Cable assembly FV2168758 Item 17
- Cable assembly FV2168759 Item 19
- Cable assembly FV2168760 Item 20



- Cable assembly FV2168671 Item 22
- Cable assembly FV2168672 Item 25

Fig 2 Wiring harness

Fig-Item	DMC Army	NATO Stock No.	Item Name and Description	Part No./ Drawing No.	No. Off	Annotations
2-1		NP	. WIRING HARNESS front rh outline	MOD(PE) FV268750	1	
2	Z37	5940-99-805-1349	. . TERMINAL, LUG	MOD(PE) FV(S) 9-2-3	22	
3	6MT4	5340-99-205-6507	. . BUCKLE STRAP, METALLIC	MOD(PE) FV(S) 7-3-1	11	
4	6MT4	9905-99-804-4136	. . BAND, IDENTIFICATION Al, 7/8 in. w, 1 in. lg	MOD(PE) FV(S) 7-2-1	11	
5		NP	. . SLEEVE	MOD(PE) FV175700/12 9	1	
6		NP	. . SLEEVE	MOD(PE) FV175700/13 0	1	
7		NP	. WIRING HARNESS front rh position	MOD(PE) FV268751	1	
8		NP	. WIRING HARNESS front lh position	MOD(PE) FV2168752	1	
9		NP	. . SLEEVE	MOD(PE) FV175700/13 3	1	
10		5975-99-826-2138	. . SLEEVE, IDENTIFICATION, CABLE	MOD(PE) FV175700/12 8	1	
11		NP	. WIRING HARNESS front lh outline	MOD(PE) FV2168753	1	
12		NP	. WIRING HARNESS rear rh outline	MOD(PE) FV2168754	1	
13		NP	. WIRING HARNESS rh fog	MOD(PE) FV2168755	1	
14		NP	. . SLEEVE	MOD(PE) FV175700/15 2	1	
15		NP	. WIRING HARNESS outer number plate light	MOD(PE) FV2168756	1	
16		NP	. WIRING HARNESS inner number plate light	MOD(PE) FV2168757	1	
17		NP	. WIRING HARNESS convoy	MOD(PE) FV2168758	1	
18		NP	. . SLEEVE	MOD(PE) FV175700/13 6	1	
19		NP	. WIRING HARNESS lh fog	MOD(PE) FV2168759	1	
20		NP	. WIRING HARNESS rear lh outline	MOD(PE) FV2168760	1	
21		NP	. . CABLE 2 core; PVC; red; black	BS6862	A/R	
22		NP	. CABLE ASSEMBLY link studs 7 and 9	MOD(PE) FV2168761	1	



- Cable assembly FV2168750 Item 1
- Cable assembly FV2168751 Item 7
- Cable assembly FV2168752 Item 8
- Cable assembly FV2168753 Item 11
- Cable assembly FV2168754 Item 12
- Cable assembly FV2168755 Item 13
- Cable assembly FV2168756 Item 15
- Cable assembly FV2168757 Item 16
- Cable assembly FV2168758 Item 17
- Cable assembly FV2168759 Item 19
- Cable assembly FV2168760 Item 20



- Cable assembly FV2168671 Item 22
- Cable assembly FV2168672 Item 25

Fig 2 Wiring harness

Fig-Item	DMC Army	NATO Stock No.	Item Name and Description	Part No./ Drawing No.	No. Off	Annotations
2-23	Z37	5940-99-805-1349	. . TERMINAL, LUG	MOD(PE) FV(S) 9-2-3	2	
24		NP	. . CABLE single core; white	BS6862	A/R	
25		NP	. . CABLE ASSEMBLY link studs 8 and 12	MOD(PE) FV2168762	1	
26	Z37	5940-99-805-1349	. . TERMINAL, LUG	MOD(PE) FV(S) 9-2-3	2	
27		NP	. . CABLE single core; brown/yellow	BS6862	A/R	



INDEX OF NATO STOCK NUMBERS


NATO Stock No.	Chapter, Fig and Item No.	NATO Stock No.	Chapter, Fig and Item No
6240-12-120-7952	2-3/17-12		2-2-9/11-39
6220-12-121-9007	2-3/13-5	5310-99-122-5298	2-2/7-18
	2-3/17-17		2-2-1/11-50
6220-12-151-4411	2-3/13-2		2-2-9/11-44
	2-3/17-5	5310-99-122-5299	2-2-4/5-4
6220-12-151-4412	2-3/17-7		2-2-7/7-14
6220-12-152-8600	2-3/13-3	5310-99-122-5301	2-2-1/5-3
	2-3/17-13	5310-99-122-5307	2-2-1/5-4
6220-12-164-7718	2-3/17-15	5305-99-122-5356	2-2-3/5-15
5340-12-190-2370	2-3/17-9	5305-99-122-5360	2-2-3/5-6
5310-99-120-8327	2-2-1/17-17		2-3/7-23
5305-99-121-0231	2-2-7/5-5	5305-99-122-5361	2-2-9/9-29
5306-99-122-2774	2-2-5/5-10		2-2-9/13-52
5306-99-122-2775	2-2-9/7-16		2-3/9-27
5306-99-122-2788	2-2/7-15	5305-99-122-5365	2-1/7-16
5306-99-122-2810	2-2-4/5-2	5305-99-122-5366	2-2-5/5-3
5310-99-122-3032	2-1/5-10		2-2-8/5-3
5310-99-122-3036	2-2-6/7-21		2-2-8/7-12
5310-99-122-4813	2-2-1/5-13	5305-99-122-5368	2-2-9/5-2
5305-99-122-4910	2-2/5-9		2-2-9/5-11
	2-2-7/5-2	5310-99-122-6474	2-2-7/7-20
	2-2-7/5-7	5310-99-122-6475	2-2-8/5-4
	2-2-8/5-8		2-2-8/7-13
5305-99-122-4911	2-2-9/5-7	5310-99-122-6476	2-2/5-10
	2-2-9/7-21		2-2-5/5-11
	2-3/9-32		2-3/9-33
5310-99-122-5294	2-1/5-11	5310-99-122-6477	2-2-3/7-23
	2-2-3/7-17	5310-99-122-6479	2-2-6/5-5
	2-2-4/7-18	5310-99-122-8055	2-1/5-3
	2-2-6/9-33	5305-99-122-8664	2-2-4/5-16
5310-99-122-5295	2-2-3/5-8		2-2-6/7-31
	2-2-9/9-31	5305-99-122-8665	2-3/5-2
	2-2-9/13-54	5305-99-122-8669	2-2-9/11-37
	2-3/9-25		2-2-9/11-49
	2-3/9-29	5305-99-122-8675	2-2-9/11-42
5310-99-122-5296	2-1/7-18	5305-99-122-8684	2-2-7/5-12
	2-2-8/5-6	5305-99-122-8696	2-2-1/5-2
	2-2-8/7-15	5315-99-124-0791	2-2-6/5-14
	2-2-9/5-4	5305-99-135-0417	2-3/7-11
	2-2-9/7-13	5305-99-135-0422	2-2-1/7-20
	2-2-9/9-35	5305-99-135-0424	2-3/5-6
5310-99-122-5297	2-2/5-12	5305-99-135-0434	2-1/5-9
	2-2-5/7-14	5310-99-135-0754	2-3/7-13
	2-2-7/5-4	5310-99-135-0755	2-3/5-8
	2-2-7/5-9	5310-99-135-6785	2-2/7-23
	2-2-8/5-10	5310-99-135-9041	2-2-1/13-58
	2-2-9/5-9	5310-99-135-9043	2-2-6/5-6
	2-2-9/7-18	5310-99-135-9298	2-3/7-12
	2-2-9/9-23	5310-99-135-9299	2-3/5-7

INDEX OF NATO STOCK NUMBERS

NATO Stock No.	Chapter, Fig and Item No.	NATO Stock No.	Chapter, Fig and Item No
5310-99-135-9300	2-1/5-12	5315-99-214-1244	2-2-6/7-18
	2-2-3/7-16	2330-99-214-1246	2-2-7/5-6
	2-2-4/5-17	2330-99-214-1247	2-2-7/5-10
	2-2-6/7-32	4010-99-214-1248	2-2-7/7-17
5310-99-135-9301	2-2-3/5-7	2330-99-214-1252	2-2-3/5-1
	2-2-7/5-3	2330-99-214-1272	2-2-3/7-18
	2-2-7/5-8	2330-99-214-1452	2-2-6/5-17
	2-2-7/7-19	2590-99-214-1579	2-2-6/5-15
	2-2-9/9-30	2530-99-214-3842	2-2-1/11-55
	2-2-9/13-53	2530-99-214-3843	2-2-1/11-56
	2-3/5-3	5340-99-214-3844	2-2-1/13-64
	2-3/9-24	2530-99-214-3845	2-2-1/13-65
	2-3/9-28	5340-99-214-3846	2-2-1/9-38
5310-99-135-9302	2-1/7-17	2530-99-214-3848	2-2-1/7-19
	2-2-5/5-4	2530-99-214-5754	2-2-1/7-23
	2-2-8/5-5	4730-99-533-2969	2-2-9/9-32
	2-2-8/7-14	5935-99-636-2379	2-3-1/7-24
	2-2-9/5-3	2530-99-800-2818	2-2-1/15-7
	2-2-9/7-12	9905-99-804-4136	2-3-1/5-4
	2-2-9/9-34		2-3-1/7-26
5310-99-135-9303	2-2/5-11		2-3-1/7-30
	2-2-8/5-9		2-3-1/9-39
	2-2-9/5-8		2-3-1/11-4
	2-2-9/7-17	5935-99-804-4616	2-3-1/7-23
	2-2-9/7-22	5325-99-804-4620	2-3-1/7-22
	2-2-9/11-38	5935-99-804-4658	2-3-1/5-2
	2-2-9/11-50	5940-99-805-1349	2-3-1/5-7
5310-99-135-9304	2-2/7-17		2-3-1/7-28
	2-2-9/11-43		2-3-1/7-37
5310-99-135-9305	2-2-4/5-3		2-3-1/11-2
	2-2-7/7-13		2-3-1/13-23
	2-2-9/11-45		2-3-1/13-26
5310-99-136-1527	2-2-1/13-63	5310-99-809-2608	2-2-1/5-10
5305-99-136-7620	2-2/5-6	5310-99-809-2609	2-2-1/11-54
2530-99-136-9876	2-2-1/17-25	2610-99-809-2810	2-2-1/5-9
5315-99-137-0075	2-1/5-2	2610-99-809-3450	2-2-6/5-10
5310-99-138-2211	2-2-6/5-7	5360-99-809-6816	2-2-1/17-24
5340-99-205-6507	2-3-1/5-3	2610-99-809-6900	2-2-1/5-7
	2-3-1/7-25	2540-99-812-9342	2-1/5-1
	2-3-1/7-29	5310-99-815-3290	2-2-7/7-21
	2-3-1/7-38	2530-99-817-4765	2-2-1/15-6
	2-3-1/11-3	5315-99-825-0438	2-2-6/7-27
2540-99-209-9055	2-2-4/5-5	2530-99-825-5801	2-2-3/5-13
2330-99-214-1027	2-2/7-29		2-2-3/7-22
	2-2-6/5-		2-2-4/5-9
2330-99-214-1028	2-2-6/5-1		2-2-4/5-14
2330-99-214-1029	2-2-6/7-22		2-2-6/7-24
2330-99-214-1030	2-2-6/7-26		2-2-6/7-29
3120-99-214-1243	2-2-6/5-2	5975-99-826-2138	2-3-1/5-11

INDEX OF NATO STOCK NUMBERS

NATO Stock No.	Chapter and Item No.	NATO Stock No.	Chapter and Item No.
5975-99-826-2138	2-3-1/7-31	5325-99-942-6850	2-3/15-24
	2-3-1/11-10	3110-99-943-9185	2-2-6/5-16
5975-99-826-3127	2-3-1/5-8	4730-99-943-9377	2-2-6/5-3
2540-99-831-9830	2-2-4/5-11	5310-99-944-0552	2-2-1/9-30
2590-99-832-1575	2-2-3/5-9	5310-99-972-1313	2-2-1/11-47
2530-99-835-2773	2-2-1/17-19	6240-99-995-2236	2-3/17-11
5975-99-835-5768	2-3-1/5-18		2-3/19-20
	2-3-1/7-34	6240-99-995-2254	2-3/17-4
2530-99-837-7210	2-2-1/15-2		2-3/19-24
2530-99-837-7212	2-2-1/15-3	6240-99-995-3244	2-3/17-10
2530-99-837-7213	2-2-1/19-27		2-3/17-16
2530-99-837-7214	2-2-1/17-13		
5360-99-837-7215	2-2-1/17-20		
5360-99-837-7216	2-2-1/17-21		
2530-99-837-7217	2-2-1/19-28		
2530-99-837-7218	2-2-1/19-29		
5310-99-837-7219	2-2-1/17-23		
2530-99-837-7220	2-2-1/17-22		
5340-99-837-7221	2-2-1/17-14		
2530-99-837-7222	2-2-1/15-12		
5360-99-837-7223	2-2-1/17-15		
5340-99-837-7224	2-2-1/15-8		
5340-99-837-7225	2-2-1/15-9		
2530-99-838-1695	2-2-1/13-62		
5306-99-838-1696	2-2-1/13-60		
5306-99-838-1697	2-2-1/13-61		
5330-99-838-2301	2-2-1/7-26		
5306-99-838-2303	2-2-1/7-18		
5306-99-838-2304	2-2-1/11-53		
5340-99-874-2272	2-3/5-1		
5975-99-881-2826	2-3-1/5-14		
2330-99-893-8875	2-0/5-		
2610-99-895-8602	2-2-1/5-8		
9905-99-901-3287	2-2/5-5		
5310-99-923-0535	2-2-1/17-18		
5306-99-941-0343	2-2-1/7-28		
5305-99-941-0512	2-2-1/15-10		
5305-99-941-0545	2-2/7-21		
5305-99-941-0568	2-2-1/9-29		
5305-99-941-0598	2-2-1/5-12		
5305-99-941-0603	2-2-1/9-35		
5310-99-941-0928	2-2-1/9-31		
5310-99-941-0931	2-2-1/9-36		
5305-99-941-7592	2-1/5-8		
5310-99-941-8634	2-2-1/15-11		
5310-99-941-8640	2-2-1/11-46		
5310-99-941-8642	2-2-6/5-13		
5325-99-942-3445	2-2-9/9-25		
5325-99-942-3500	2-3/15-23		



INDEX OF PART NUMBERS/DRAWING NUMBERS

Part No./Drawing No.	Chapter, Fig and Item No.	Part No./Drawing No.	Chapter, Fig and Item No.
APSA7282/3	2-2-9/17-25		2-3/9-32
AP6636	2-2-9/15-11	BS3692M10X35	2-2-9/11-37
AP6637	2-2-9/15-12		2-2-9/11-49
BSAU110	2-2-9/15-5	BS3692M10X45	2-2-5/5-10
BSAU50PT2-1964BSF7/8	2-2-7/7-21	BS3692M10X50	2-2-9/7-16
BS1083BSF7/8X1-3/4	2-2-7/5-5	BS3692M12	2-2/7-18
BS1486U12A	2-2-6/5-3		2-2-1/11-50
BS1574 TABLE 43.2X25	2-2-3/7-24		2-2-9/11-44
BS1574 TABLE 44X32	2-2-6/7-19	BS3692M12X35	2-2-9/11-42
BS1574 TABLE 44X50	2-2-6/5-7	BS3692M12X50	2-2/7-15
BS17683/8UNF	2-2/7-23	BS3692M16	2-2-4/5-4
BS1768No.8x3/4	2-1/5-8		2-2-6/5-6
BS1768UNF 1/2	2-2-1/9-31		2-2-7/7-14
BS1768UNF1/2X1-1/4	2-2-1/9-29	BS3692M16X45	2-2-4/5-2
BS1768UNF1/2X2	2-2-1/7-28		2-2-7/5-12
BS1768UNF1/4	2-2-1/17-18	BS3692M24	2-2-1/5-3
BS1768UNF1/4X5/8	2-2-1/15-10		2-2-1/5-4
BS1768UNF3/4	2-2-1/5-13	BS3692M24X45	2-2-1/5-2
	2-2-1/9-36	BS3692M3	2-3/7-13
	2-2-1/11-47	BS3692M3X12	2-3/7-11
BS1768UNF3/4X2	2-2-1/5-12	BS3692M4	2-3/5-8
BS1768UNF3/4X3-1/4	2-2-1/9-35	BS3692M4X10	2-2-1/7-20
BS1768UNF3/8	2-2-1/13-63	BS3692M4X16	2-3/5-6
BS1768UNF3/8X1-1/2	2-2/7-21	BS3692M5	2-1/5-11
BS1768UNF3/8X3/4	2-2-1/7-16		2-2-3/7-17
BS18021/2IN. DIA	2-2-1/9-30		2-2-4/7-18
BS18023/8	2-2/7-22		2-2-6/9-33
BS34101-1/4	2-2-1/7-23	BS3692M5X12	2-2-4/5-16
BS34101/4	2-2-1/15-11		2-2-6/7-31
	2-2-1/17-17	BS3692M5X16	2-2-3/5-15
BS34101IN	2-2-6/5-13	BS3692M5X35	2-1/5-9
BS34103/4	2-2-1/11-46	BS3692M6	2-2-3/5-8
BS3692	2-3/13-4		2-2-9/9-29
BS3692M10	2-2/5-12		2-2-9/9-31
	2-2-1/13-58		2-2-9/13-52
	2-2-5/7-14		2-2-9/13-54
	2-2-7/5-4		2-3/13-6
	2-2-7/5-9		2-3/7-16
	2-2-8/5-10		2-3/9-25
	2-2-9/5-9		2-3/9-27
	2-2-9/7-18		2-3/9-29
	2-2-9/9-23	BS3692M6X10	2-3/5-2
	2-2-9/11-39	BS3692M6X16	2-2-3/5-6
BS3692M10X25	2-2/5-9		2-3/7-23
	2-2-7/5-2	BS3692M8	2-1/7-18
	2-2-7/5-7		2-2-8/5-6
	2-2-8/5-8		2-2-8/7-15
BS3692M10X30	2-2-9/5-7		2-2-9/5-4
	2-2-9/7-21		2-2-9/7-13

INDEX OF PART NUMBERS/DRAWING NUMBERS

Part No./Drawing No.	Chapter, Fig and Item No.	Part No./Drawing No.	Chapter, Fig and Item No.
BS3692M8	2-2-9/9-35	BS4464M8	2-1/7-17
BS3692M8X16	2-1/7-16		2-2-5/5-4
BS3692M8X20	2-2-5/5-3		2-2-8/5-5
	2-2-8/5-3		2-2-8/7-14
	2-2-8/7-12		2-2-9/5-3
BS3692M8X30	2-2-9/5-2		2-2-9/7-12
	2-2-9/5-11		2-2-9/9-34
BS4174NO00X3/8	2-2/5-6	BS462 PART 26MM	2-2-7/7-18
BS4174NO4X3/16	2-2-1/11-43-44	BS4929 PART 1M16	2-2-5/5-6
BS4174NO4X9.5	2-2/5-4	BS4929M10	2-2-5/5-12
BS4320	2-2-6/7-21		2-3/11-34
BS4320M10	2-2/5-10	BS4929M14	2-2-2/5-10
	2-2-5/5-11	BS6862RED/BLACK	2-3-1/11-21
	2-3/9-33	BS6862WHITE	2-3-1/13-24
BS4320M12	2-2-3/7-23	BS6862brown/yellow	2-3-1/13-27
BS4320M16	2-2-6/5-5	DEF STAN 01-5 SECT 1(F)	2-2-9/13-59
BS4320M30	2-1/5-3	DEF STAN 47-11	2-2-9/9-32
BS4320M5	2-1/5-10	TABLE 1(A)	
BS4320M6	2-2-7/7-20	DEF STAN 53-10	2-2-1/13-59
	2-3/7-15	TABLE 1(B)1/16X7/8	
BS4320M8	2-2-8/5-4	DEF STAN 53-10	2-2-1/7-22
	2-2-8/7-13	TABLE 1(B)1/4X3	
BS4463M10	2-2/5-11	DEF STAN 53-13	2-2-9/9-25
BS4463M12	2-2/7-17	DEF STAN 53-13	2-3/15-24
BS4464M10	2-2-8/5-9	TABLE 1(A)1 IN.	
	2-2-9/5-8	DEF STAN 53-13	2-3/15-23
	2-2-9/7-17	TABLE 1(A)1-1/4	
	2-2-9/7-22	DEF STAN 62-6	2-3/17-4
	2-2-9/11-38	TABLE 1(A)24V6W	2-3/19-24
	2-2-9/11-50	DEF STAN 62-6	2-3/17-11
BS4464M12	2-2-9/11-43	TABLE 1(A)26V6W	2-3/19-20
BS4464M16	2-2-4/5-3	DEF STAN 62-6	2-3/17-10
	2-2-7/7-13	TABLE 11(A)	2-3/17-16
	2-2-9/11-45	DEF STAN 91-27 .	2-2-7/7-22
BS4464M3	2-3/7-12	DSAP	2-2-6/5-14
BS4464M4	2-3/5-7	FV(S) 7-2-1	2-3-1/5-4
BS4464M5	2-1/5-12		2-3-1/7-26
	2-2-3/7-16		2-3-1/7-30
	2-2-4/5-17		2-3-1/9-39
	2-2-6/7-32	FV(S) 7-3-1	2-3-1/11-3
BS4464M6	2-2-3/5-7		2-3-1/7-25
	2-2-7/5-3		2-3-1/7-29
	2-2-7/5-8		2-3-1/7-38
	2-2-7/7-19	FV(S) 9-2-3	2-3-1/11-2
	2-2-9/9-30		2-3-1/5-7
	2-2-9/13-53		2-3-1/13-23
	2-3/5-3		2-3-1/13-26
	2-3/9-24		2-3-1/7-28
	2-3/9-28		2-3-1/7-37

INDEX OF PART NUMBERS/DRAWING NUMBERS

Part No./Drawing No.	Chapter Fig and Item No.	Part No./Drawing No.	Chapter Fig and Item No.
FV130671	2-2/5-3	FV2140614	2-2/5-13
FV133030	2-2/5-5	FV2140660	2-2-9/5-6
FV175700/111	2-3-1/5-18	FV2140661	2-2-9/7-15
	2-3-1/7-34	FV2140665	2-2-9/13-51
FV175700/112	2-3-1/5-15	FV2140667	2-2-9/9-24
	2-3-1/9-41	FV2140668	2-2-9/9-33
FV175700/128	2-3-1/11-10	FV2140669	2-2-2/5-9
	2-3-1/5-11	FV2140674	2-2-9/19-8
	2-3-1/7-31	FV2140675	2-2-9/9-27
FV175700/129	2-3-1/11-5	FV2140678	2-2/5-7
	2-3-1/5-12	FV2140679	2-2/5-8
	2-3-1/7-33	FV2140688	2-2-9/11-40
FV175700/130	2-3-1/11-6	FV2140699	2-2-9/19-7
	2-3-1/5-17	FV2140700	2-0/5-2
	2-3-1/9-40		2-2/5-
FV175700/131	2-3-1/5-9	FV2140701	2-0/5-
	2-3-1/7-32	FV2140703	2-2/5-1
FV175700/132	2-3-1/7-19	FV2140704	2-2/7-24
	2-3-1/9-43		2-2-1/5-
FV175700/133	2-3-1/11-9	FV2140706	2-2/7-25
	2-3-1/9-42		2-2-2/5-
FV175700/135	2-3-1/5-16	FV2140707	2-2/9-32
FV175700/136	2-3-1/5-10		2-2-9/5-
	2-3-1/11-18	FV2140708	2-2/9-31
FV175700/152	2-3-1/5-13		2-2-8/5-
	2-3-1/11-14	FV2140711	2-2-2/5-6
FV175700/334	2-3-1/5-14	FV2140712	2-2-2/5-5
FV175700/46	2-3-1/5-8	FV2140713	2-2-2/5-7
FV175700/742	2-3-1/7-35	FV2140714	2-2-2/5-8
	2-3-1/9-44	FV2168544	2-2-2/5-1
FV175707/205	2-3-1/5-6	FV2168545	2-2-2/5-2
FV175707/780	2-3-1/5-5	FV2168546	2-2-2/5-3
FV2046077	2-2-5/5-13	FV2168547	2-2-2/5-4
FV2116989/2	2-2-9/13-55	FV2168695	2-0/3
FV2116989/3	2-2-9/13-56		2-3/5-
FV2124156	2-3/9-30	FV2168747	2-3/13-8
FV2124157	2-3/9-31		2-3-1/5-1
FV2124320	2-2/7-20	FV2168748	2-3/13-14
FV2140360	2-2-9/9-28		2-3-1/7-36
FV2140551	2-2-9/11-41	FV2168749	2-3/13-15
FV2140560	2-2-9/11-47		2-3-1/7-27
FV2140564	2-2-8/5-2	FV2168752	2-3/13-10
FV2140606	2-2/7-28		2-3-1/11-8
	2-2-5/5-	FV2168753	2-3/13-11
FV2140607	2-2-5/5-8		2-3-1/11-11
FV2140608	2-2-5/5-9	FV2168754	2-3/15-16
FV2140609	2-2-5/5-2		2-3-1/11-12
FV2140610	2-2-5/5-1	FV2168755	2-3/15-17
FV2140611	2-2-5/5-5		2-3-1/11-13

INDEX OF PART NUMBERS/DRAWING NUMBERS

Part No./Drawing No.	Chapter Fig and Item No.	Part No./Drawing No.	Chapter Fig and Item No.
FV2168756	2-3/15-18	FV850919	2-2-6/5-4
FV2168757	2-3-1/11-15	FV861706	2-2-3/5-3
FV2168758	2-3/15-19	FV861869	2-2-7/5-11
FV2168759	2-3-1/11-16	FV861921	2-2-3/5-1
FV2168760	2-3/15-20	FV861922	2-2-3/5-2
FV2168761	2-3-1/11-17	FV861924	2-2-3/5-4
FV2168762	2-3/15-21	FV861925	2-2-3/5-5
FV2168763	2-3-1/11-19	FV861928	2-2-7/5-1
FV268750	2-3/15-22	FV861934 SHT 1	2-2-7/7-15
FV268751	2-3-1/11-20	FV861934 SHT 2	2-2-7/7-16
FV335316	2-3/7-20	FV861938	2-2-7/5-6
FV501292	2-3-1/11-22	FV861946	2-2-7/7-17
FV556226	2-3/7-21	FV861958	2-2-3/7-18
FV585082	2-3-1/13-25	FV861959	2-2-3/5-10
FV585098	2-3/13-9	FV861969	2-2-3/7-19
FV596887	2-3-1/-20	FV861970	2-2-8/5-7
FV620702	2-3/13-12	FV861977	2-2-8/7-11
FV634204	2-3-1/11-1	FV861978	2-2-4/5-5
FV654855	2-3/13-13	FV861979	2-2-4/5-11
FV666240	2-3-1/11-7	FV861981	2-2-4/5-1
FV666241	2-2-3/5-11	FV861982	2-2-4/5-6
FV666244	2-3/7-22	FV861986	2-2-4/5-7
FV666245	2-3/5-1	FV861987	2-1/5-13
FV666247	2-3-1/7-22	FV861988	2-1/5-14
FV666361	2-3-1/7-23	FV861990	2-1/7-15
FV666408	2-3-1/5-2	FV861991	2-1/5-7
FV666452	2-3-1/7-24	FV861992	2-1/5-6
FV700809	2-3/5-10	FV861993	2-1/5-5
FV702033	2-3/9-26	FV862053	2-1/5-4
FV773705	2-2/7-29	FV862054	2-2-1/11-48
FV850897	2-2-6/5-	FV862121	2-2-1/11-49
FV850898	2-2-6/5-1	FV862149	2-2-3/7-20
FV850900	2-2-6/7-26	FV924144	2-2-4/5-12
FV850906	2-2-6/5-15	FV924180	2-2-3/5-9
	2-2-6/7-18	FV924211	2-2-9/13-57
	2-2-6/7-22	FV924212	2-2-9/21-22
	2-2-6/7-22	FV924373	2-2-6/5-11
	2-2-6/7-22	FV924554	2-2-6/5-12
	2-2-7/5-10	FV924698	2-2/7-19
	2-2-8/5-1	FV924783	2-2-6/7-20
	2-3-1/7-21	FV924881	2-2-1/5-5
	2-1/5-1	GS1A	2-2/5-14
	2-2/5-2	HC1335	2-2-1/5-6
	2-2/9-30		2-2-9/13-58
	2-2-7/5-		2-2-3/5-13
	2-2/7-27		2-2-3/7-22
	2-2-4/5-		2-2-4/5-9
	2-0/5-1		2-2-4/5-14
	2-1/5-		2-2-6/7-24
	2-2/7-26		
	2-2-3/5-		

INDEX OF PART NUMBERS/DRAWING NUMBERS

Part No./Drawing No.	Chapter Fig and Item No.	Part No./Drawing No.	Chapter Fig and Item No.
HC1335	2-2-6/7-29	16L	2-2-1/5-9
HG1	2-2-6/5-8	1737	2-2/7-16
HL11506	2-2-3/5-14	2106417	2-2-1/5-10
	2-2-4/5-10	212227	2-2-9/5-1
	2-2-4/5-15	2565-2020	2-2-1/11-45
	2-2-6/7-25	2853	2-3/7-19
	2-2-6/7-30	2KA 324 LRB 241	2-3/13-5
H02195000400	2-2-5/5-7		2-3/17-17
KIT3209	2-2-5/7-15	2NE 002481-001	2-3/13-3
KLM501349-KLM501310	2-2-1/7-24		2-3/17-13
KL92410	2-2-9/19-19	2SD 001698-001	2-3/13-2
K19408	2-2-9/19-20		2-3/17-5
K24104	2-2-9/21-21	3102764	2-2-9/11-48
K3780-K3720	2-2-1/7-25	3123	2-3/7-18
LK3	2-3/15-25	3124-251	2-2-1/17-21
LT 1-3/4/B	2-2-6/5-16	3124-961	2-2-1/17-20
MB4040DU	2-2-6/5-2	3144	2-3/7-17
M351	2-2-6/7-27	3145-911	2-2-1/19-28
NBM10	2-2-5/7-16	3146-993	2-2-1/19-29
NC28	2-3/15-26	3265-743	2-2-1/15-4
NO-0159-11-601	2-2-1/11-54	352401W	2-2-9/19-13
PG11	2-3/17-6	353361W	2-2-9/11-36
	2-3/17-14	3611-419	2-2-1/17-16
PM9080DX	2-2-1/9-38	3636-222	2-2-1/17-14
SF50-281	2-2-9/17-26	3658-812	2-2-1/17-15
SLM10	2-2-5/7-17	3661-525	2-2-1/17-23
SPB037175CSF	2-1/5-2	3677-529	2-2-1/17-25
SSB524	2-2-1/19-30	3681-728	2-2-1/15-8
TUNGUM	2-2-9/19-4	3681-729	2-2-1/15-9
	2-2-9/15-15	377120	2-2-9/19-12
TUNGUM 22SWG	2-2-9/19-16	378723	2-2-9/19-15
TYPE 2	2-2-3/5-12	378730	2-2-9/19-9
	2-2-3/7-21	378731	2-2-9/19-11
	2-2-4/5-8	3812-738(R)	2-2-1/15-6
	2-2-4/5-13	3812-743	2-2-1/15-12
	2-2-6/7-23	3842-714	2-2-1/19-26
	2-2-6/7-28	3872-713(R)	2-2-1/15-5
T991	2-2-6/5-9	4113-596	2-2-1/17-13
V705	2-2-6/5-17	4157-736	2-2-1/19-27
	2-3-1/5-	4242-413	2-2-1/15-3
102678	2-2-1/17-22	4253010034	2-2-9/17-24
1102	2-3/17-3	4325000000	2-2-9/5-5
	2-3/19-23	4510203100	2-2-9/7-19
111/07/04	2-3/7-14	4519992462	2-2-9/7-20
12272	2-2-1/15-7	4535-870	2-2-1/17-19
1231	2-3/17-2	4572-030	2-2-1/15-2
1268	2-3/19-22	4637030120	2-2-9/17-18
1550	2-2-8/7-16	4637031000	2-2-9/17-21
16-4TR29	2-2-6/5-10	4637031030	2-2-9/19-1

INDEX OF PART NUMBERS/DRAWING NUMBERS

Part No./Drawing No.	Chapter, Fig and Item No.	Part No./Drawing No.	Chapter, Fig and Item No.
4656-303	2-2-1/15-1	8-25-16UN1STEEL	2-2-1/5-7
4750100260	2-2-9/7-14	8103150044	2-2-9/11-46
480997447	2-2-1/11-55	8109040044	2-2-9/17-19
480999024	2-2-1/11-56	8114010574	2-2-9/19-2
480999101	2-2-1/11-53		2-2-9/15-3
50/04/00	2-3/17-1	8114010804	2-2-9/15-13
50/05/00	2-3/13-7	8930100704	2-2-9/17-22
	2-3/19-21	8930700944	2-2-9/15-7
54191042	2-3/15-27	8931204144	2-2-9/15-4
54191204	2-3/15-28	8931204244	2-2-9/15-8
560006602	2-2-1/9-41	8935104102	2-2-9/15-6
560006608	2-2-1/11-57	8938001090	2-2-9/15-14
560006609	2-2-1/13-62	8938019940	2-2-9/15-16
560006610	2-2-1/13-61	8938201600	2-2-9/15-17
560006611	2-2-1/13-60	89383004710	2-2-9/17-27
560006612	2-2-1/13-64	8938304410	2-2-9/17-20
560006613	2-2-1/13-65	8938900140	2-2-9/15-10
560006614	2-2-1/9-37	8970426404	2-2-9/15-9
560006615	2-2-1/9-42	8GP 002068-241	2-3/17-12
560006634	2-2-1/7-17	92194	2-2-1/17-24
560006635	2-2-1/11-52	9343000700	2-2-9/17-23
560006636	2-2-1/7-27	9522000210	2-2-9/15-2
560006639	2-2-1/7-26	9522000220	2-2-9/15-1-1
560006640	2-2-1/7-21	9710021500	2-2-9/5-10
560006641	2-2-1/7-19	9EL 072373-001	2-3/19-18
560006642	2-2-1/5-15	9EL 104544-001	2-3/17-7
560006645	2-2-1/9-32	9EL 111600-001	2-3/17-15
560006646	2-2-1/9-33	9GD 104543-001	2-3/17-8
560006728	2-2-1/5-11	9GP 004028-007	2-3/17-9
560007050	2-2-1/5-1	9GP 072300-001	2-3/19-19
560007051	2-2-1/11-51		
560007055	2-2-1/9-34		
560007058	2-2-1/5-14		
560007080	2-2-1/9-40		
560007081	2-2-1/9-39		
560007227	2-2-1/7-18		
560007262	2-2-1/11-43		
64046057	2-2-9/9-26		
64100178	2-2-9/19-17		
64140089	2-2-9/19-18		
64470416	2-2-9/19-14		
64470434	2-2-9/19-3		
64473276	2-2-9/19-10		
64473284	2-2-9/19-6		
64474963	2-2-9/19-5		
71/03/00	2-3/5-9		
77/02/00	2-3/5-5		
78/03/00	2-3/5-4		
8-25-16TR-259	2-2-1/5-8		

COMMENT(S) ON AESP

To: ATSA DTS 3.2
Ha-Ha Road
Woolwich
LONDON SE18 4QF

From:
.....
.....
.....

Senders Reference	BIN Number	Date
AESP Title:		
Chapter(s)/Instruction	Page(s)/Paragraph(s)	
If you require more space please use the reverse of this form or a separate piece of paper. Comment(s):		

Signed: Telephone No.:

Name (Capitals): Rank/Grade: Date:

✂
.....

ATSA DTS 3.2 USE ONLY

To:
.....
.....
.....

From: ATSA DTS 3.2
Ha-Ha Road
Woolwich
LONDON SE18 4QF

Thank you for commenting on AESP

Your reference Dated

Action is being taken to:	Tick		Tick
Issue a revised/amended AESP		Under investigation	
Incorporate comment(s) in future amendments		No action required	
Remarks			

Signed:

Telephone No.:

Name (Capitals):

Rank/Grade: Date:



Chapter 1

INDEX OF ASSEMBLIES AND SUB ASSEMBLIES

Chapter 2


PARTS LIST



Chapter 3

INDEX OF NATO STOCK Nos TO CHAPTER LOCATION

CHAPTER 3



Chapter 4

INDEX OF PART Nos/DRAWING Nos TO CHAPTER LOCATION

CHAPTER 4

