

The Work and Health Programme was launched in England and Wales between November 2017 and April 2018. It predominantly helps disabled people, as well as the long-term unemployed, and certain priority groups (known as early access groups) to enter into and stay in work. People are referred by Jobcentres to work with organisations known as providers, from the public, private and voluntary sectors. The providers are paid a service delivery fee as well as outcome-related payments when a person reaches a specified level of earnings once in employment, or reaches six months of being in self-employment.

Main stories

- By February 2019, cumulatively **76%** of all individuals referred have started on the Work and Health Programme.
- **78%** of all people starting the Work and Health Programme have a disability. **9%** are from early access groups and **13%** are long-term unemployed (LTU).
- **63%** of all people starting the Work and Health Programme are male.

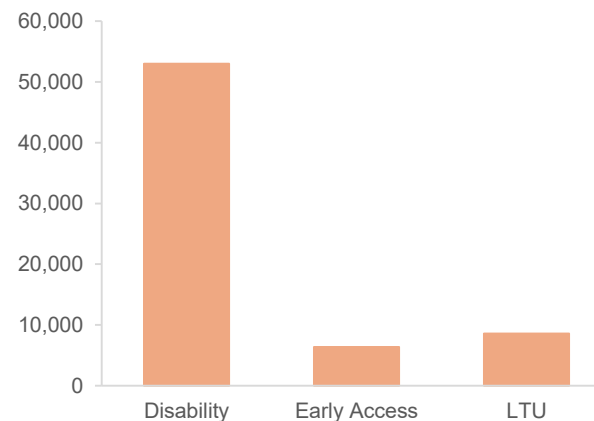
Referrals, starts and job outcomes to the Programme

Since the Work and Health Programme began there have been:

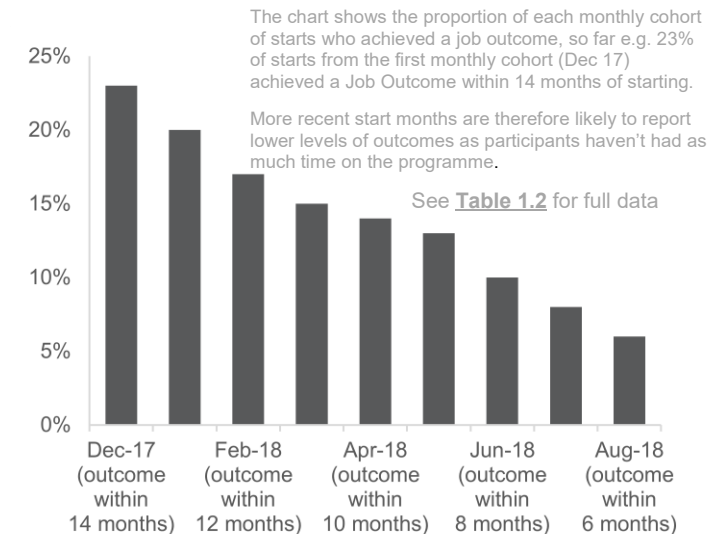
80,890 referrals for
67,910 individuals and
51,490 starts and
3,140 job outcomes

Those starting more recently have had a shorter time to achieve a job outcome, therefore it is not meaningful to divide the number of job outcomes by the number of starts or referrals.

The majority of referred individuals are from the disability group



Job outcomes as a percentage of starts by month started



Job outcome by month starting WHP

At a glance

Page

5,560 people started WHP in the latest month 3

67,910 individuals referred to WHP 4

3,140 participants have achieved a job outcome 5

63 percent of WHP participants are male 6

About these statistics 7

Lead Statistician: Tracy Hills

Tracy.hills@dwp.gov.uk

DWP Press Office: 0203 267 5144

Comments? Feedback is welcome

Published: 30 May 2019

Next edition: August 2019

ISBN: 978-1-78659-152-4

© Crown copyright

What you need to know

Groups on the Work and Health Programme

The Work and Health Programme (WHP) aims to provide support to help people find and keep a job. It is available to the following groups:

Disability group

Early Access group

Long-term unemployed

The **Disability group** is voluntary for disabled people as defined in the Equality Act 2010. This is the main group that the WHP is aimed at.

The **Early Access group** is voluntary and aimed at people who may need additional support to move into employment and are in one of a number of priority groups (e.g. homeless, ex-armed forces, care leavers, refugees).

The **Long-term unemployed group** is mandatory and is for Jobseeker's Allowance or Universal Credit claimants who have reached 24 months of unemployment.

WHP participants may be in receipt of Jobseeker's Allowance (JSA), Employment and Support Allowance (ESA), Income Support (IS) or Universal Credit (UC), but it is possible to join WHP even if not receiving benefits, as people can be signposted to WHP by approved organisations.

WHP is delivered across England and Wales by five providers across six areas (known as Contract Package Areas (CPA)). In London and Greater Manchester, where devolution deals are in place, the WHP is commissioned and contract managed by the Local Authorities, known as Local Government Partners (LGP) who are match-funded by the European Social Fund (ESF). In some areas, the Government is designing WHP with the help of Local Enterprise Partnerships and City regions. These are known as Devolution Deal Areas (DDA). ([See Table 2.2](#))

Definitions

Referrals – Work Coaches in Jobcentre Plus offices will send details of a person wanting to join WHP to a provider. When a provider acknowledges the referral and contact has been established with the participant, this is called a referral. WHP participants can be referred more than once. Figures presented in this publication do not include cancelled or rejected referrals.

Individuals referred – As referrals can include multiple referrals for one individual, individuals referred is the number of individual people referred i.e. only counts the latest referral per person.

Starts – A start on the programme is recorded when a WHP participant attends the initial face-to-face meeting with the provider. The vast majority of starts should take place within 15 working days, although starts outside of the 15 days may occur if the customer does not attend the initial meeting within this timeframe.

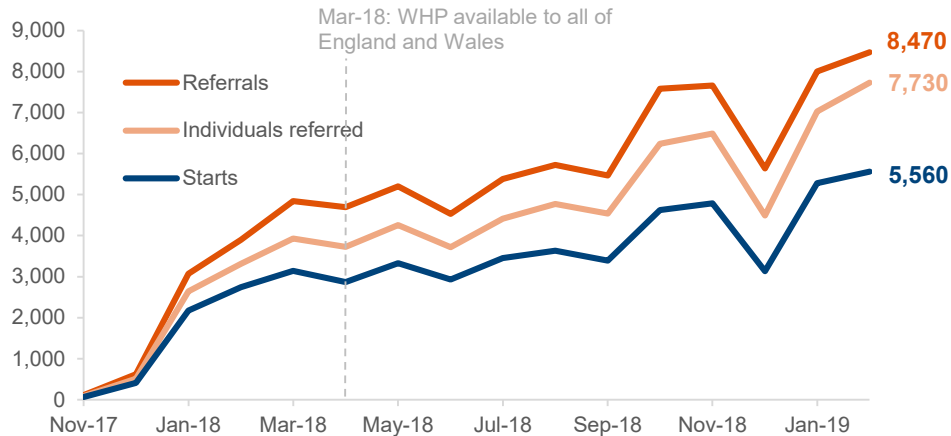
Job outcomes – A provider is classed as achieving a job outcome when a participant reaches a specified level of earnings once in employment (which varies across the different areas – see [Background Information note](#) for details), or reach six months of being in self-employment.

Further information on WHP policy and definitions can be found in the Background Information note [here](#).

Joining the Work and Health Programme

The number of monthly starts to WHP is increasing overall

Monthly number of referrals and starts from November 2017 to February 2019



During the first few months of WHP, monthly referrals and starts built up as WHP rolled out across all areas of England and Wales.

From April 2018 (when the programme was available to all areas of the country and all groups of participants), the total number of monthly starts has been increasing overall.

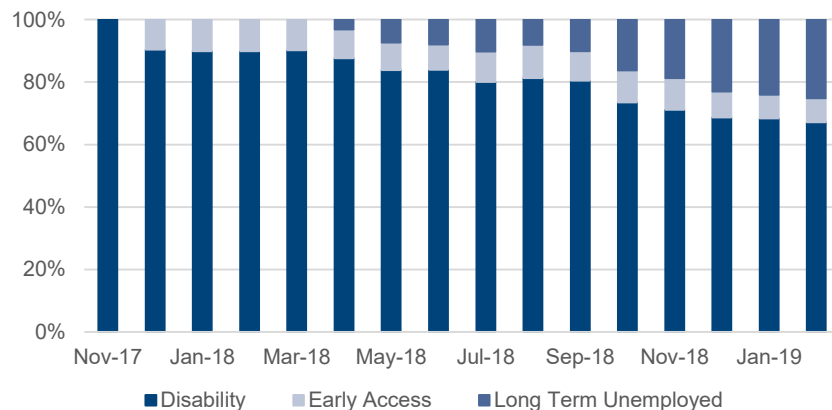
Since the start of the programme, there have been a total of 80,890 referrals, 67,910 individuals referred and 51,490 starts nationally. Overall, the proportion of individuals referred that have started is 76%.

See [Table 1.1](#) for full data.

For definitions of referrals, individuals referred, and starts, see [page 2](#).

The majority of starts are made by people in the disability group

Starts by eligibility group from November 2017 to February 2019



Mar-18: WHP available to all areas of the country
 Apr-18: Long-term unemployed referrals began
 Oct-18: More long-term unemployed and disability referrals accepted.

In line with the nature of the programme, large numbers of people with disabilities or health conditions (the Disabled group) are joining WHP.

People are also eligible for WHP if they are long-term unemployed, or belong to certain priority groups (known as the early access group).

Since the start of the programme, the majority of individuals referred (78%) and starts (78%) come from the disability group, the proportions are comparable across all stages (referrals, individuals referred and starts). The first referrals from the Long-term Unemployed group were made in April 2018.

In the latest month (February 2019), 67% of starts were from the Disability group, 8% from the Early Access group, and 25% from the Long-term Unemployed group.

See [Table 1.1](#) for full data.

Work and Health Programme referrals and starts by Area

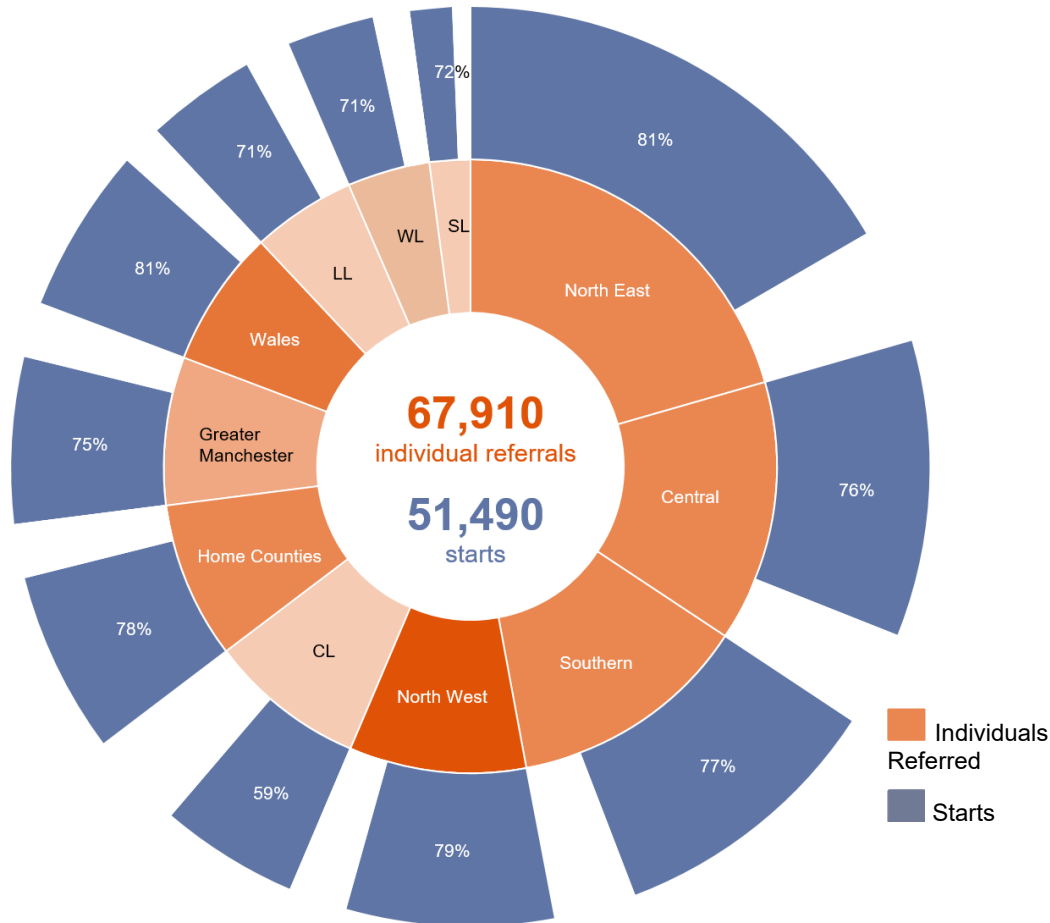
Since March 2018, all areas are contributing to WHP, delivering referrals and starts

Distribution of all WHP individuals referred and starts across areas: to February 2019

The darker the shading, the earlier WHP provision was introduced. Programme areas differ in size.

Numbers of referrals and starts by Area:

November 2017 to February 2019 by order of rollout (earliest listed first)
See [Methodology](#) document for maps of Greater Manchester and London LGP areas



| Area | Date of rollout | Referrals | Individuals referred | Starts | % of starts to individuals |
|---------------------------------------|-----------------|-----------|----------------------|--------|----------------------------|
| North West | 27/11/17 | 7,800 | 6,340 | 4,980 | 79% |
| Wales | 01/12/17 | 5,550 | 4,910 | 3,960 | 81% |
| Central | 15/01/18 | 11,350 | 9,350 | 7,080 | 76% |
| North East | 15/01/18 | 15,730 | 13,970 | 11,250 | 81% |
| Southern | 15/01/18 | 10,250 | 8,630 | 6,670 | 77% |
| Home Counties | 15/01/18 | 6,570 | 5,620 | 4,370 | 78% |
| Greater Manchester Combined Authority | 29/01/18 | 6,730 | 5,310 | 4,010 | 75% |
| West London Alliance (WL) | 26/02/18 | 3,500 | 2,960 | 2,110 | 71% |
| Central London Forward (CL) | 01/03/18 | 7,190 | 5,640 | 3,340 | 59% |
| South London Partnership (SL) | 01/03/18 | 1,730 | 1,440 | 1,040 | 72% |
| Local London (LL) | 01/03/18 | 4,490 | 3,740 | 2,670 | 71% |

Each section within the inner ring shows how the total number of individuals referred (67,910) is distributed across each area. The outer ring shows the percentage of starts there have been for the individuals referred in each area (51,490 in total).

The darker the inner segment, the earlier the area rolled out the Programme. The table shows the areas in order of date rollout from top to bottom.

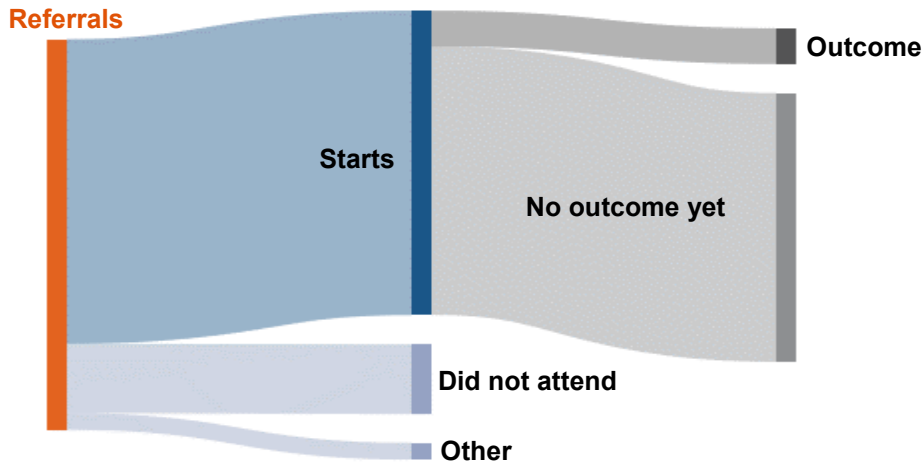
Clearly there have been proportionally more referrals and starts in the North East as this is the largest area. By the same token, the smaller proportions of referrals and starts are seen in London areas, and these were also some of the final areas to roll out the Programme, as well as being some of the smallest areas.

Overall, up until February 2019, the National proportion of starts to individuals referred is around 76%. Due to differences when each area began offering services and respective sizes, these figures vary across area. However cumulatively, North East and Wales have the highest rate of individuals referred to starts (81%), and the lowest in Central London (59%).

Job outcomes from the Work and Health Programme

Participants are moving through the process in all areas of England and Wales

The flow of participants for Referrals to August 2018, for those who could achieve a Job Outcome by February 2019



Referrals after August 2018 are not presented as it is less likely enough time has elapsed for those participants to reach the job outcome earnings threshold (which varies across the different areas*) or six months in self-employment.

78% of all individuals referred by August 2018 have started the Programme, of which so far 12% of all participants have reached the job outcome earnings threshold or six months of being in self-employment by February 2019.

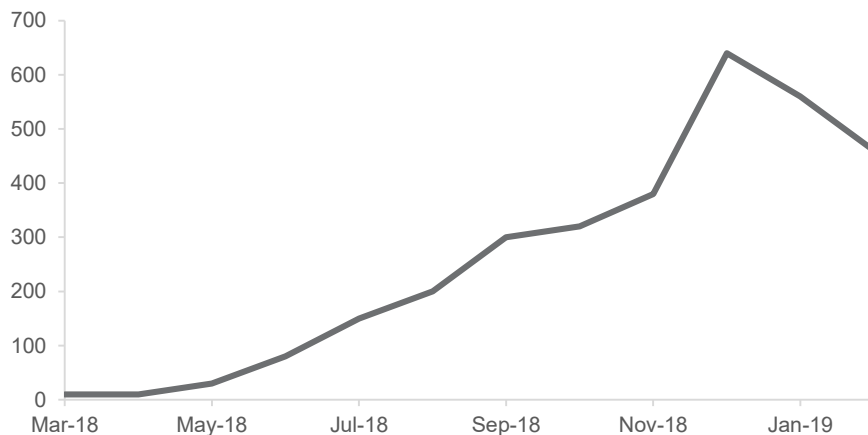
22% of individuals referred by August 2018 have not gone on to start the Programme, this may, for example, be due the participant not attending.

Participants who started the Programme earliest have seen the highest level of outcomes as they have had longer to reach the earning threshold or six months of being in self-employment.

88% of the participants who have started by August 2018 have not yet reached the job outcome earnings threshold or six months in self-employment by February 2019, though some of these participants have had only 6 months to achieve an outcome so far.

Providers are starting to achieve job outcomes

Job outcomes by outcome month from March 2018 to February 2019: all areas



3,140 participants have reached the job outcome earnings threshold or reached six months of being in self-employment as of February 2019.

March 2018 saw the first participants reach the job outcomes earnings threshold or six months of being in self-employment.

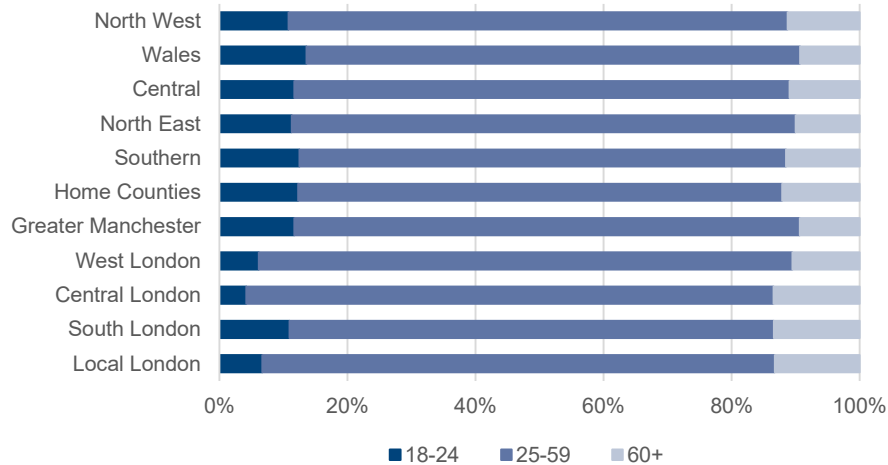
See **Table 1.3** for full data

*The national WHP and the majority of the LPGs have an earnings threshold to achieve a job outcome as 16 hours per week for 26 weeks at the [National Living Wage](#), however the threshold for the West London Alliance is the same number of hours but at the [London Living Wage](#) and the Greater Manchester Combined Authority at the [Real Living Wage](#).

Demographics of the Work and Health Programme

Over three-quarters of all participants are aged 25-59 years old

Percentage of WHP starts by age group and area from November 2017 to February 2019



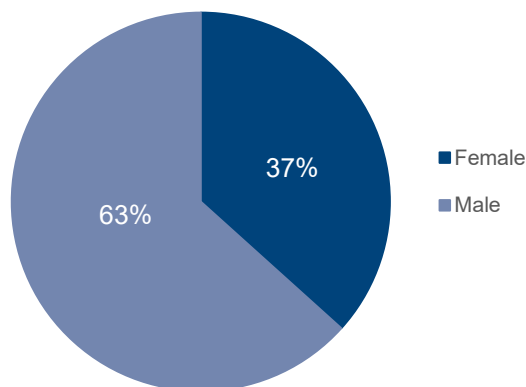
The distribution of age varies by region. Wales has the highest proportion of 18-24 year olds starting the programme (14%), while West London has the highest proportion of 25-59 year olds starting the programme (83%).

11% of all starts to WHP were from the 60+ age group. The majority (78%) of all starts come from the 25-59 age group. This is to be expected as WHP is aimed at working age participants.

See [Table 3.2](#) for further age breakdowns.

Almost two thirds of all WHP participants are male

WHP starts by gender from November 2017 to February 2019



63% of all participants starting WHP are male.

Males consistently account for over 60% of all monthly participants since the start of the programme.

This proportion differs slightly across groups. For example, in the early access group, 68% of participants are male, in the Long-term unemployed group 64% are male, and in the disability group 63% of participants are male.

See [Table 3.3](#) for full data.

About these statistics

Statistical products

This statistical summary gives an overview. Key points and trends are presented using charts and commentary. The information underlying the charts is available as supporting tables which can be found [here](#). In line with our publication [strategy](#), we aim to release additional breakdowns in our next publication. Details will be announced, in advance via [StatsUserNet](#) and the WHP statistics [homepage](#).

Experimental statistics

Experimental statistics are official statistics which are published in order to involve users and stakeholders in their development and as a means to build in quality at an early stage. All official statistics should comply with the UK Statistics Authority's [Code of Practice for Statistics](#) which promotes the production and dissemination of official statistics that inform decision making.

Where to find out more

Work and Health Programme Statistics

The background information note can be found here:

<https://www.gov.uk/government/publications/work-and-health-programme-statistics-background-information-and-methodology>

Work and Health Programme Provider Guidance

The guidance given to the Programme Providers can be found here:

<https://www.gov.uk/government/publications/work-and-health-programme-provider-guidance>

Work Programme Statistics

Information on the Work Programme, a programme which aimed to get unemployed people into sustained employment, and Work Programme National Statistics

<https://www.gov.uk/government/collections/work-programme-statistics--2>

Work Choice Statistics

Information on the Work Choice, a programme which aimed to help disabled people find, keep and progress in a job, and Work Choice Official Statistics

<https://www.gov.uk/government/collections/work-choice-statistics-number-of-starts-and-referrals--2>

Specialist Employability Support

Information on Specialist Employability Support, a voluntary programme which is aimed at helping disabled people with complex barriers to work that other support is not suitable, find a job can be found here:

<https://www.gov.uk/government/collections/specialist-employability-support-statistics>

Access to Work

Information on the Access to Work provision, which is aimed to support people who have a disability or long-term health condition start or stay in work.

<https://www.gov.uk/government/collections/access-to-work-statistics>

Contact information and feedback

For more information on WHP statistics, please contact Tracy Hills at tracy.hills@dpw.gov.uk.

DWP would like to hear your views on our statistical publications. If you use any of our statistics publications, we would be interested in hearing what you use them for and how well they meet your requirements. Please email DWP at stats-consultation@dpw.gov.uk.

Users can also join the "Welfare and Benefit Statistics" community at: <http://www.statsusernet.org.uk>. DWP announces items of interest to users via this forum, as well as replying to users' questions.