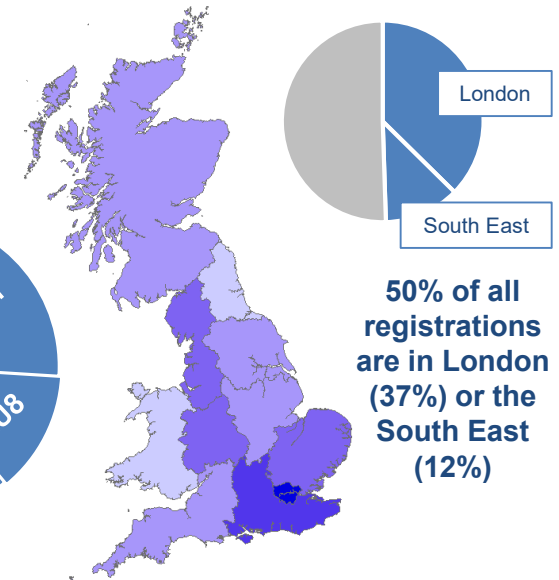
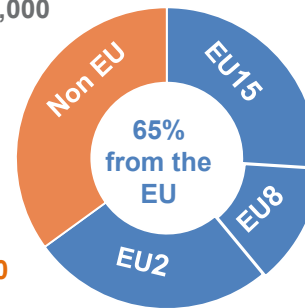
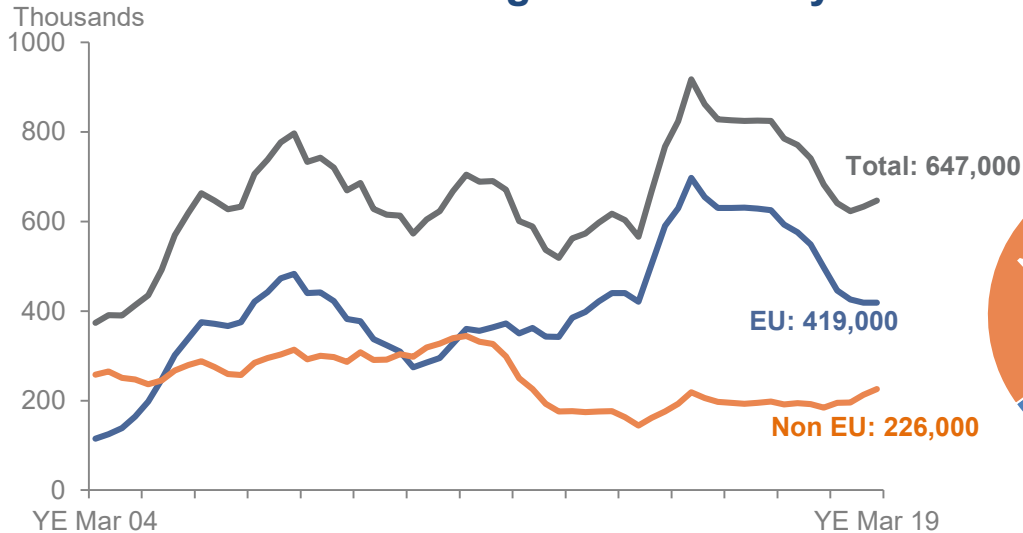




Department
for Work &
Pensions

National Insurance Numbers Allocated to Adult Overseas Nationals Registrations to March 2019

647 thousand NINOs registered in the year to March 2019



Changes from the previous year: By world area (in thousands)

World areas	YE March 18 total	YE March 19 total	% change to previous year
Total	670	647	-3%
European Union	477	419	-12%
(of which) EU15	180	167	-7%
(of which) EU8	108	81	-25%
(of which) EU2	185	166	-10%
Non-European Union	192	226	+17%

...and the top 5 Nationalities. Registrations to March 2019 (thousands) and % change from the previous year.

EU		Non EU	
Romania	132 (-11%)	India	53 (+58%)
Italy	45 (-6%)	Pakistan	14 (+3%)
Poland	44 (-25%)	United States	12 (+17%)
Bulgaria	34 (-9%)	China	12 (+1%)
Spain	32 (-8%)	Australia	10 (-9%)

Nationalities with the largest increases in registrations in the year to March 2019 are: India (see above), Croatia up 261% to 3,000, Nigeria up 27% to 10,000 and United States up 17% to 12,000.