

# UK Digital Health Segment

## Bioscience and Health technology

### Sector Statistics 2018



Office for  
Life Sciences

#### Headlines

## Largest segment in Med tech by employment

#### Segment Characteristics

**9%** life science industry sites

life science industry employment **4%**

**2%** life science industry turnover

**3<sup>rd</sup>** largest segment by employment for all of life science industry

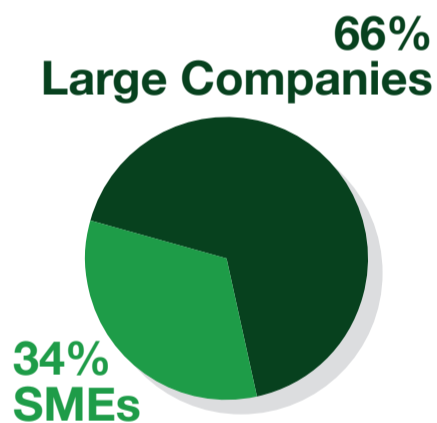


**59%** of sites formed in the last 10 years

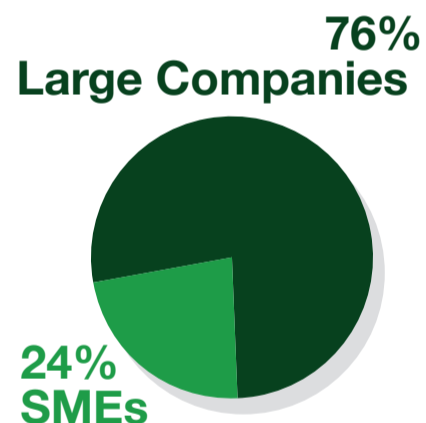


**1<sup>st</sup>** the largest number of sites for all of life science industry

#### Segment Employment



#### Segment Turnover



#### Largest Sub-segments by Employment

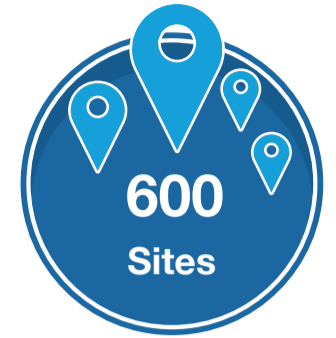
- Hospital Information Systems
- E-health – data analytics
- GP information systems

Top 3 segments account for **67%** of all employment in the Digital Health segment

#### Largest Sub-segments by Turnover

- Hospital Information Systems
- Professional mobile apps
- E-health – data analytics

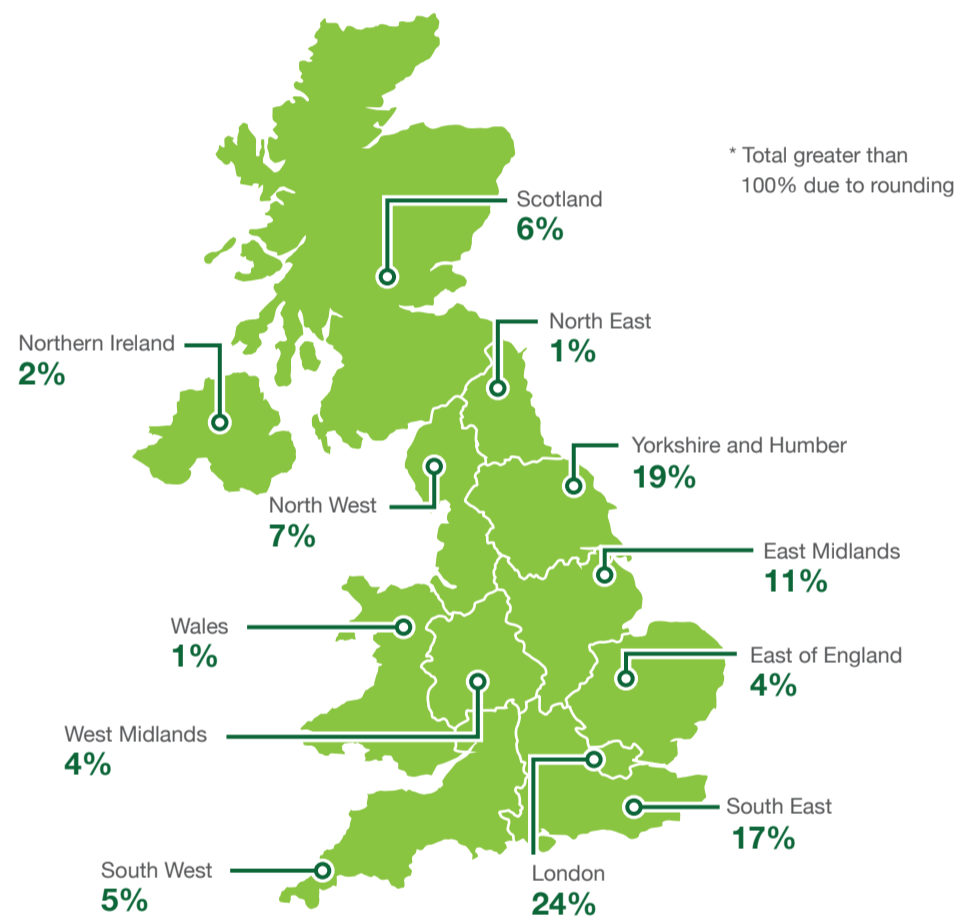
Top 3 segments account for **70%** of all turnover in the Digital Health segment



#### What is the Digital Segment?

Businesses involved in making products for hospitals and consumers with both a digital and medical element, from mobile medical devices and apps to hospital information systems.

#### Distribution of Employment Across UK



London, Yorkshire & The Humber and the South East account for:

- 60%** of employment
- 67%** of turnover
- 50%** of sites

#### Year-On-Year Growth - 2009 to 2018

**+23%**  
Employment

**+13%**  
Turnover

Overall the Digital Health segment increased employment by 2,100, and turnover by £0.15bn.

For More Information

<https://www.gov.uk/government/collections/bioscience-and-health-technology-database-annual-reports>