

# Guide for accessing UK data from the European Commission Horizon 2020 Data Portal



# Horizon 2020

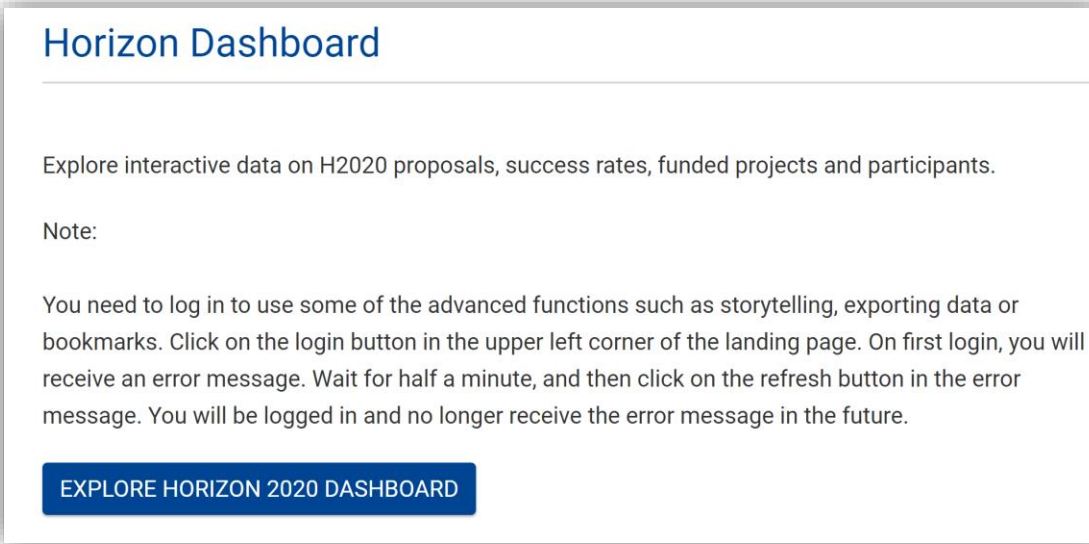
- Horizon 2020 (H2020) is the EU Framework Programme for Research and Innovation for 2014-2020.
- This is a user guide for accessing UK data from the European Commission's (EC) H2020 data portal.
- The data portal allows the user to view statistics on project participation, funding received from EU, detailed data for individual countries and a breakdown of funding across the thematic pillars of H2020.
- The data source is eCORDA - the EC database on H2020 projects.

# Contents

- 1) [Opening the Portal](#)
- 2) [UK Total Participations and Funding](#)
- 3) [Project Participant Organisation Type](#)
- 4) [Participation by Thematic Priority and by Pillar](#)
- 5) [Top 50 UK HES Organisations](#)
- 6) [Project Participants by Region](#)

# 1) Opening the Portal

- Data from the European Commission (EC) can be found at: <https://ec.europa.eu/info/funding-tenders/opportunities/portal/screen/opportunities/projects-results;programCode=H2020>
- Under section “**Horizon Dashboard**”, click “**Explore Horizon 2020 Dashboard**”.



The screenshot shows a web page titled "Horizon Dashboard". Below the title is a horizontal line. The main content area contains the following text:

Explore interactive data on H2020 proposals, success rates, funded projects and participants.

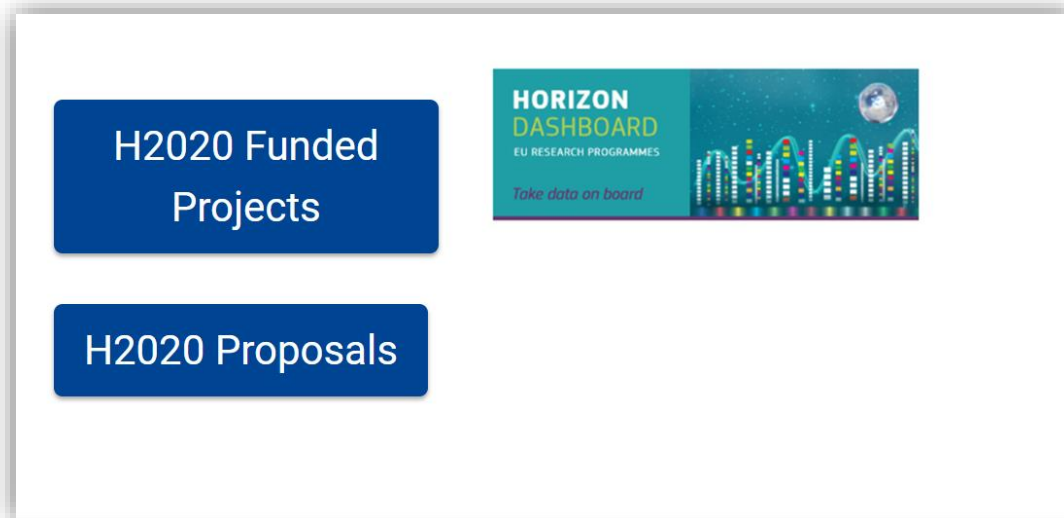
Note:

You need to log in to use some of the advanced functions such as storytelling, exporting data or bookmarks. Click on the login button in the upper left corner of the landing page. On first login, you will receive an error message. Wait for half a minute, and then click on the refresh button in the error message. You will be logged in and no longer receive the error message in the future.

At the bottom of the page, there is a blue button with the text "EXPLORE HORIZON 2020 DASHBOARD".

# 1) Opening the Portal

- The “**Horizon Dashboard**” will appear in a new window with lists to choose from
  1. H2020 Funded Projects
  2. H2020 Proposals
  3. European Innovation Council Pilot (EIC)
  4. Seal of Excellence (SME Instrument)



**The European Innovation Council (EIC) pilot** supports top-class innovators, entrepreneurs, small companies and scientists with bright ideas and the ambition to scale up internationally. This view provides a consolidated overview on the parts of Horizon 2020 forming the EIC pilot.

[European Innovation Council Pilot \(EIC\)](#)

**The Seal of Excellence** is a quality label awarded to project proposals, which were evaluated to deserve funding but did not receive it due to the budgetary constraints. This view provides data on the awarded seals of excellence under the SME instrument.

[Seal of Excellence \(SME Instrument\)](#)

# Contents

- 1) [Opening the Portal](#)
- 2) [UK Total Participations and Funding](#)
- 3) [Project Participant Organisation Type](#)
- 4) [Participation by Thematic Priority and by Pillar](#)
- 5) [Top 50 UK HES Organisations](#)
- 6) [Project Participants by Region](#)

# 2) UK Total Participations and Funding

- To see UK total participations and funding, click **“H2020 Funded Projects”** a new tab will open.

This section presents an overview on evaluated proposals (incl. success rates) and detailed statistics and data on funded projects and their participants, broken down by countries and regions, research domain/programme part, organisation type, etc.

H2020 Funded  
Projects

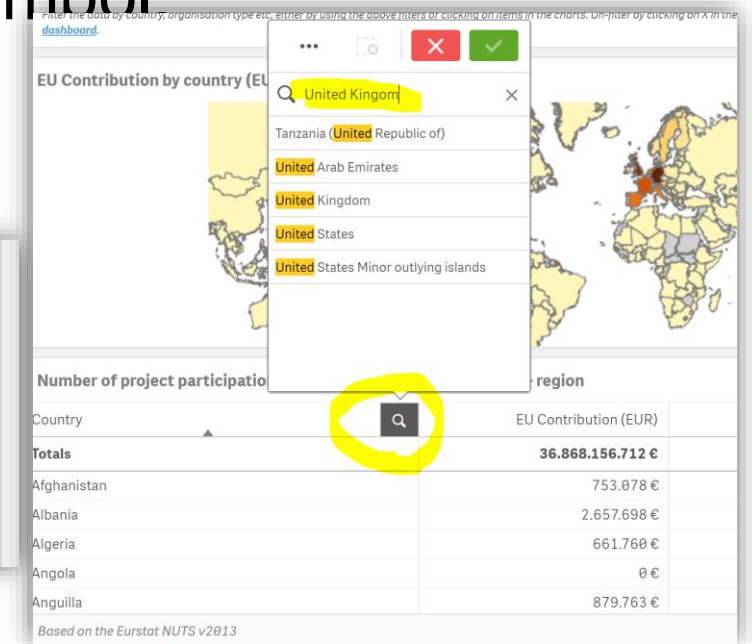
H2020 Proposals



## 2) UK Total Participations and Funding

- The interactive portal will open in a new window.
- To access data only for the UK, click on the magnifying glass symbol in the bottom left corner, type **“United Kingdom”** in the search bar, select it from the list, and then click the tick symbol

| Number of project participations and EU Contribution by country - region |  |                        |                        |
|--|--|------------------------|------------------------|
| Country  |  | EU Contribution (EUR)  | Project Participations |
| <b>Totals</b>  |  | <b>5.101.287.634 €</b> | <b>11.049</b>          |
| United Kingdom   |  | 5.101.287.634 €        | 11.049                 |





## 2) UK Total Participations and Funding

- Information on Signed Grants, Participations and Total Funding will appear in the top right corner

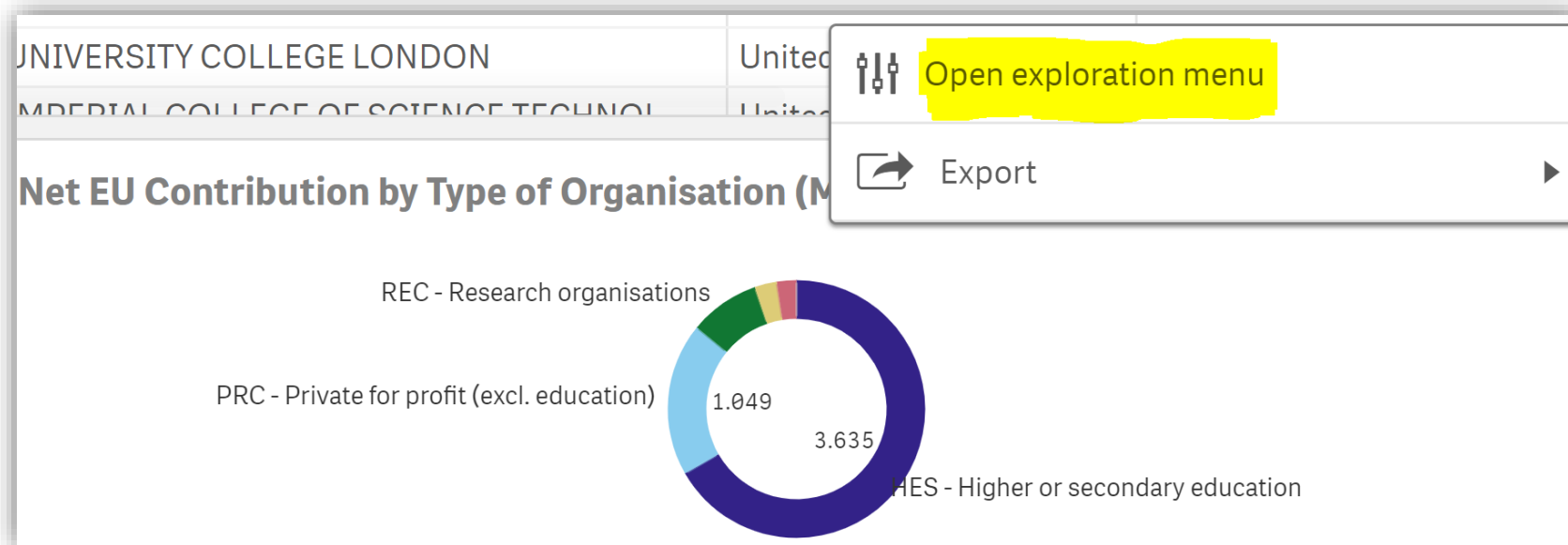
|   |   |                           |   |                           |  |
|---|---|---------------------------|---|---------------------------|--|
| H2020 Signed Grants   |   | H2020 Participations      |   | H2020 EU Contribution     |  |
| 7.121 32,55%<br>of H2020  |   | 11.970 11,27%<br>of H2020 |   | 5,46G 13,64%<br>of H2020  |  |
| <b>Number of project participations and Net EU Contribution</b> |   |                           |   |                           |  |
| Legal Name  | Q | Country                   | Q | H2020 Net EU Contribution |  |
| <b>Totaux</b>   |   |                           |   | <b>€ 5.450.538.700</b>    |  |
| THE CHANCELLOR, MASTERS AND SCHOLA...                           |   | United Kingdom            |   | € 330.972.581             |  |

# Contents


- 1) [Opening the Portal](#)
- 2) [UK Total Participations and Funding](#)
- 3) [Project Participant Organisation Type](#)
- 4) [Participation by Thematic Pillar and Excellent Science](#)
- 5) [Top 50 UK HES Organisations](#)
- 6) [Project Participants by Region](#)

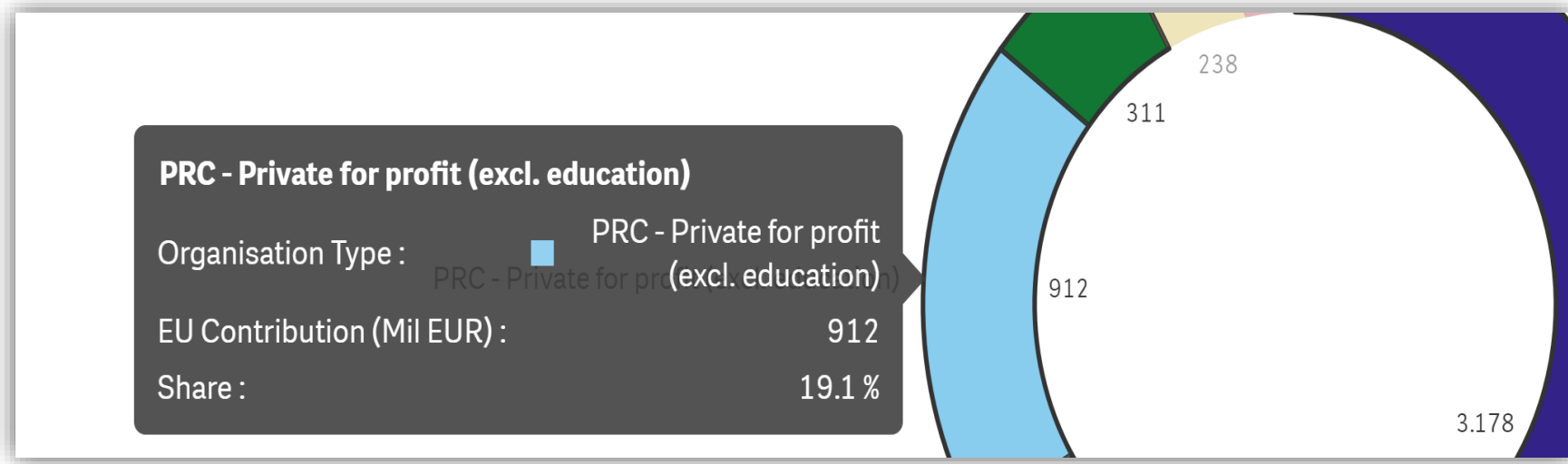
### 3) EU Contribution Organisation Type

- EU contribution by UK organization type are shown in the bottom right corner. To get more details - right click and then click on **“Open exploration menu”**. The data can also be exported.



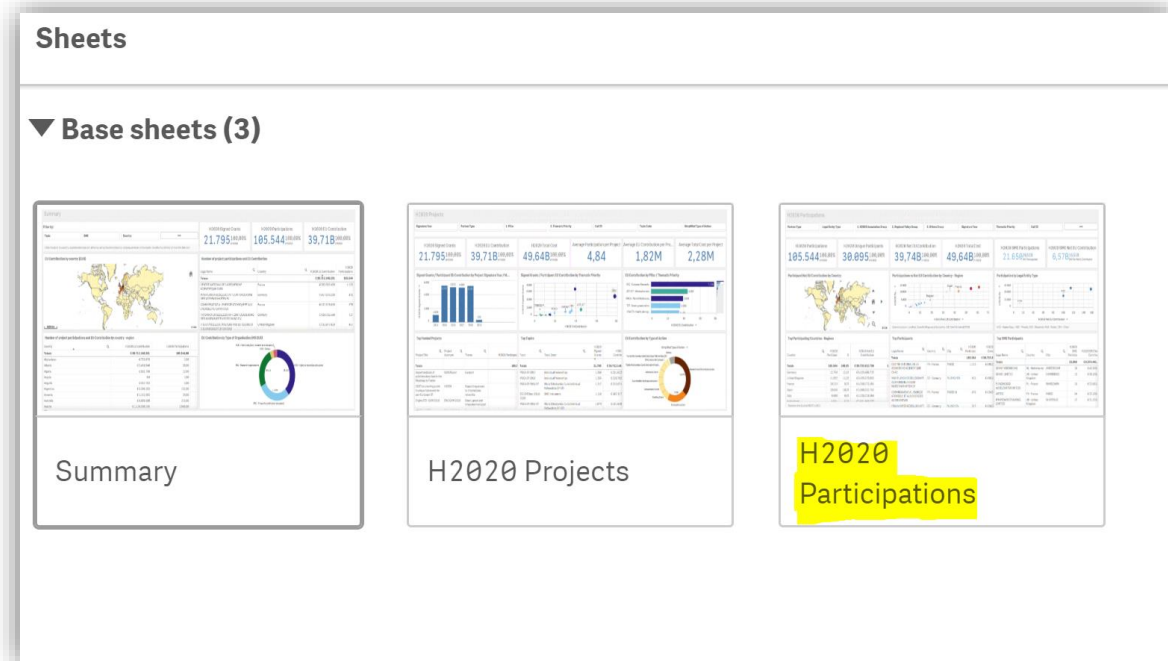
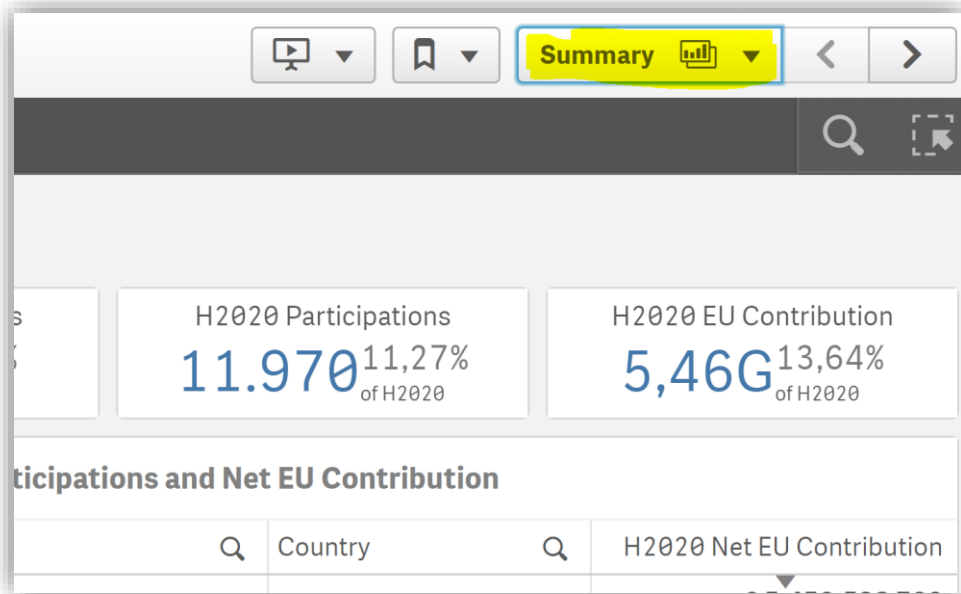
### 3) EU Contribution Organisation Type

- To see more details, left click on any of the sections in the chart.
- To exit full screen mode and go back click on the 



# 3) Participations Organisation Type

- To see UK participations by organization type click on the **”base sheet menu”** in the top right corner, after the menu opens double click on base sheet **“H2020 Participations”**



### 3) Project Participant Organisation Type

- To access data only for the UK, click on the magnifying symbol in the bottom left corner and type “**United Kingdom**” in the search bar, select it from the list, and then click the tick symbol.

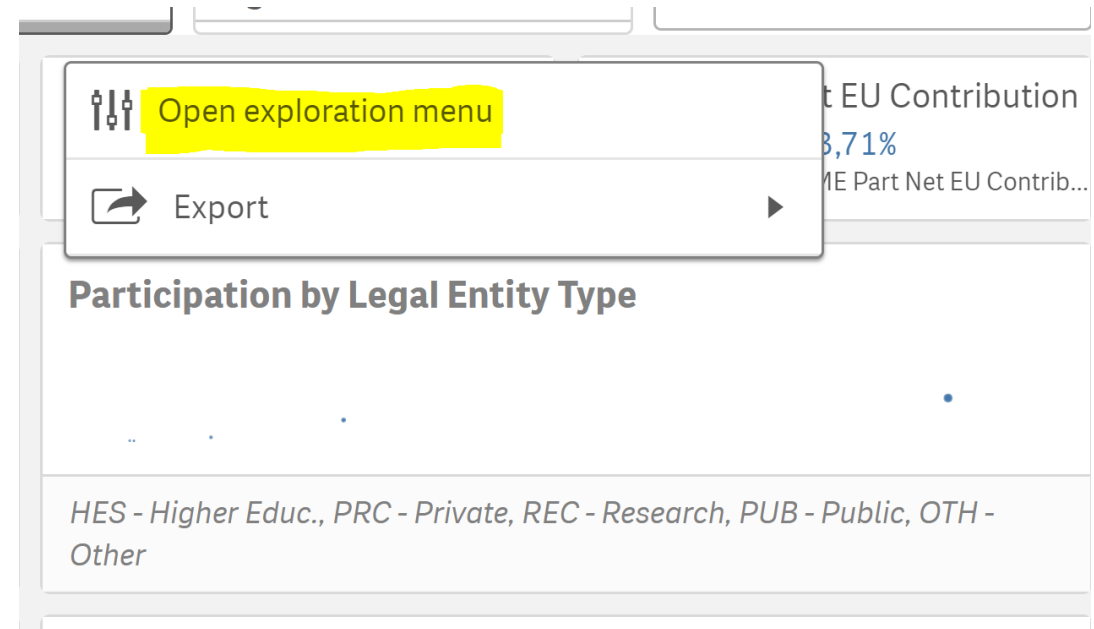
| Top Participating Countries - Regions |                  |   |      |       |
|---------------------------------------|------------------|---|------|-------|
| Country                               | H2020 Partici... | % | H2 C | Legal |

Based on the Eurstat NUTS v2013

### 3) Project Participant Organisation Type

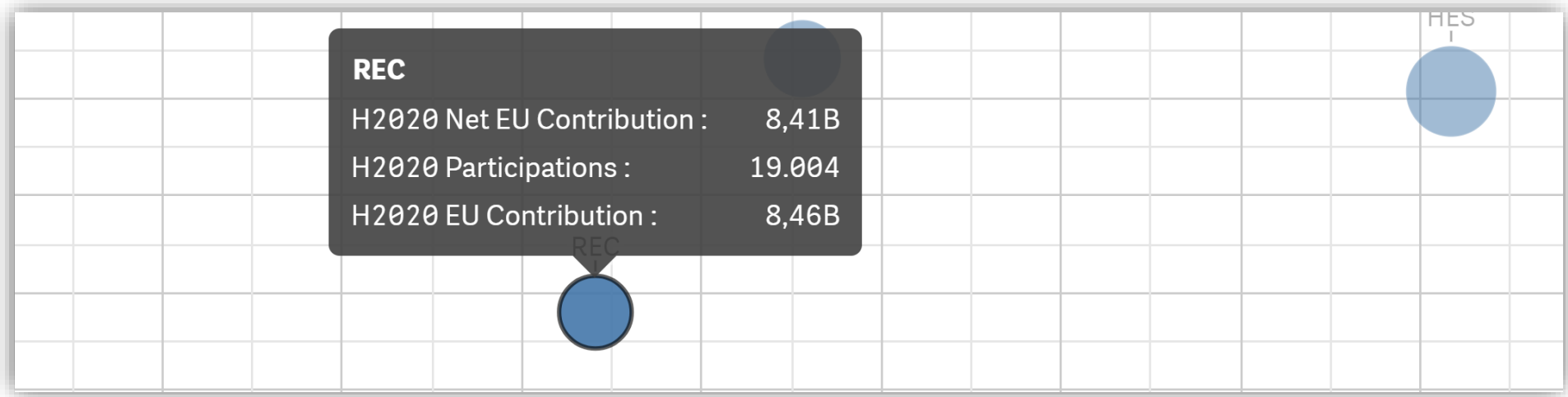
- Participations by type of organization are shown in the top right corner. To expand the view – right click and then click on the **“Open exploration menu”**.

- The data can also be exported



### 3) Project Participant Organisation Type

- To see more details, left click on any of the dots on the chart.



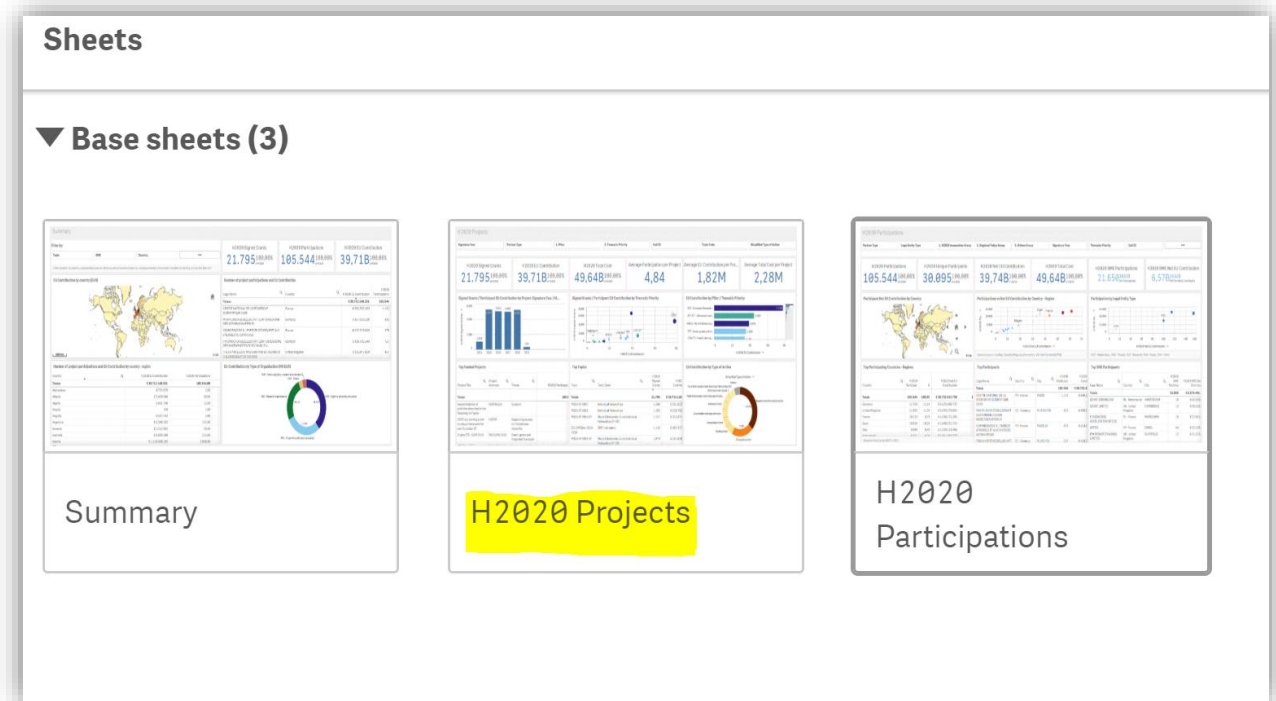
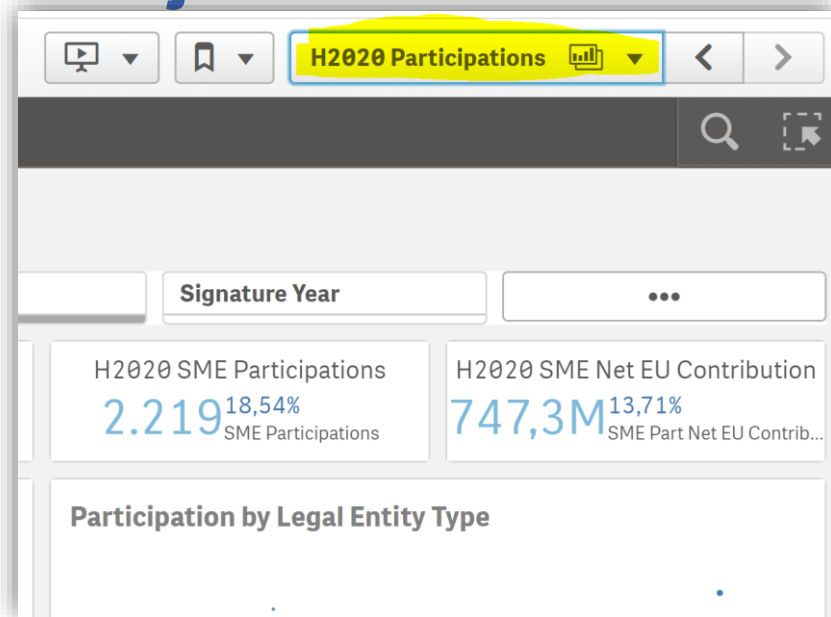


# Contents

- 1) [Opening the Portal](#)
- 2) [UK Total Participations and Funding](#)
- 3) [Project Participant Organisation Type](#)
- 4) [Participation by Thematic Pillar and Excellent Science](#)
- 5) [Top 50 UK HES Organisations](#)
- 6) [Project Participants by Region](#)

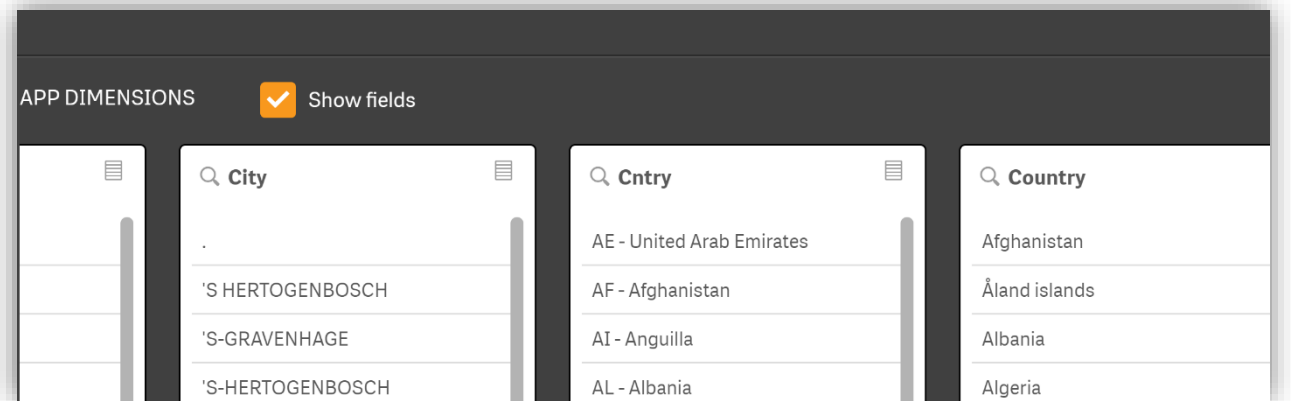
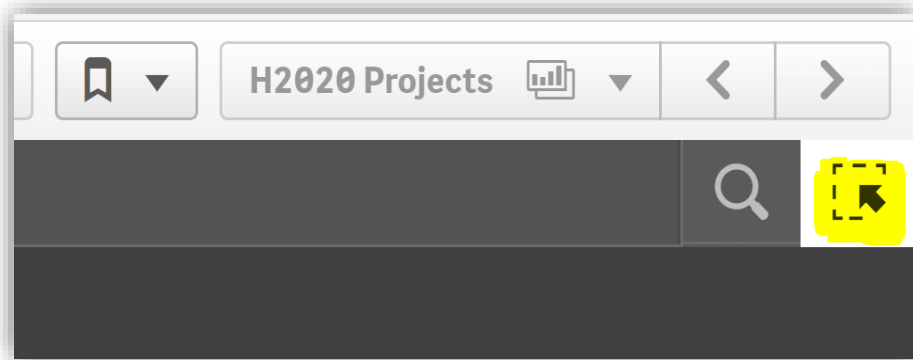
# 4) Participation by Thematic Pillar and Excellent Science

- To see EU contribution by Thematic Priority, click on the “**base sheet menu**”, after the menu opens double click “**H2020 Projects**”




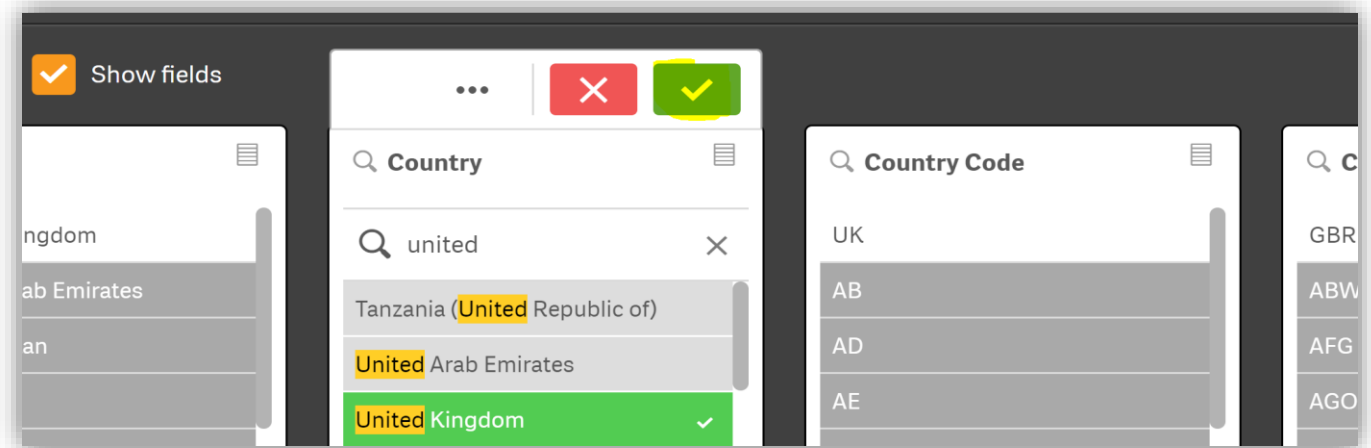
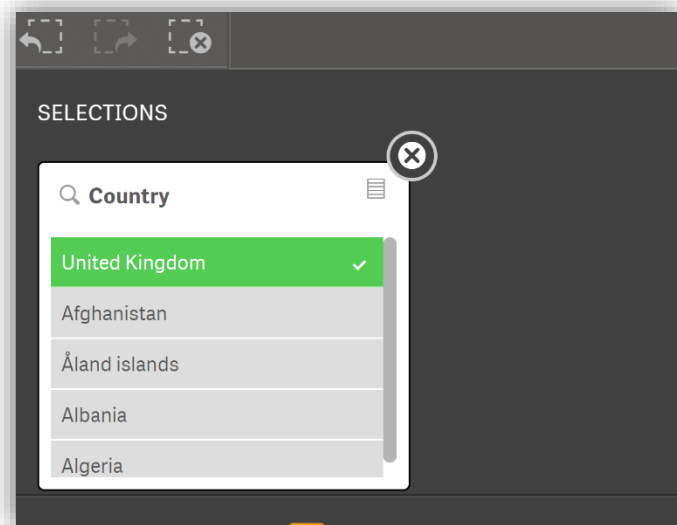
# 4) Participation by Thematic Pillar and Excellent Science

- To see data only for the UK, click on the “selections tool” in the top right corner, a list with sections will appear at the bottom of the screen.



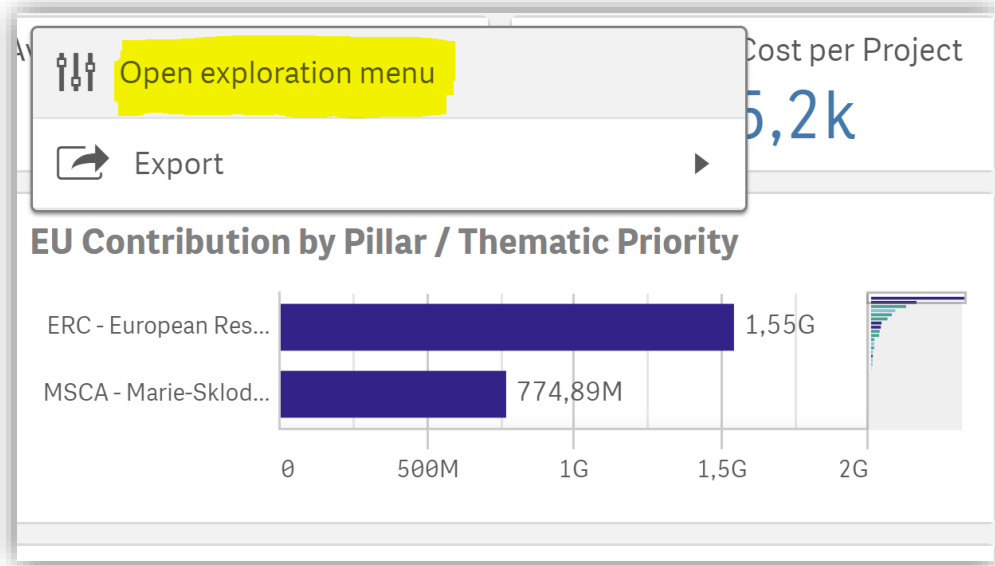
## 4) Participation by Thematic Priority and by Pillar

- In the “**Country**” section search bar, type “**United Kingdom**” and then click confirm selection. The chosen selections will show in the top left corner. To go back to the dashboard, click on the “**selection tool**”. 



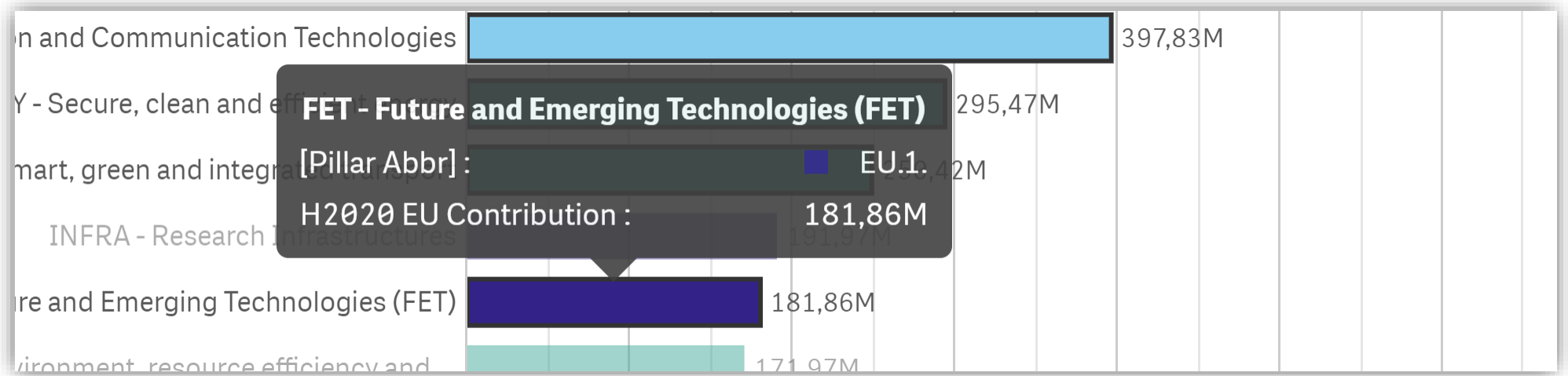
# 4) Participation by Thematic Pillar and Excellent Science

- EU contribution by Thematic Pillar is shown in the top right corner. To expand the view – right click and then click on the **“Open exploration menu”**. The data can also be exported.




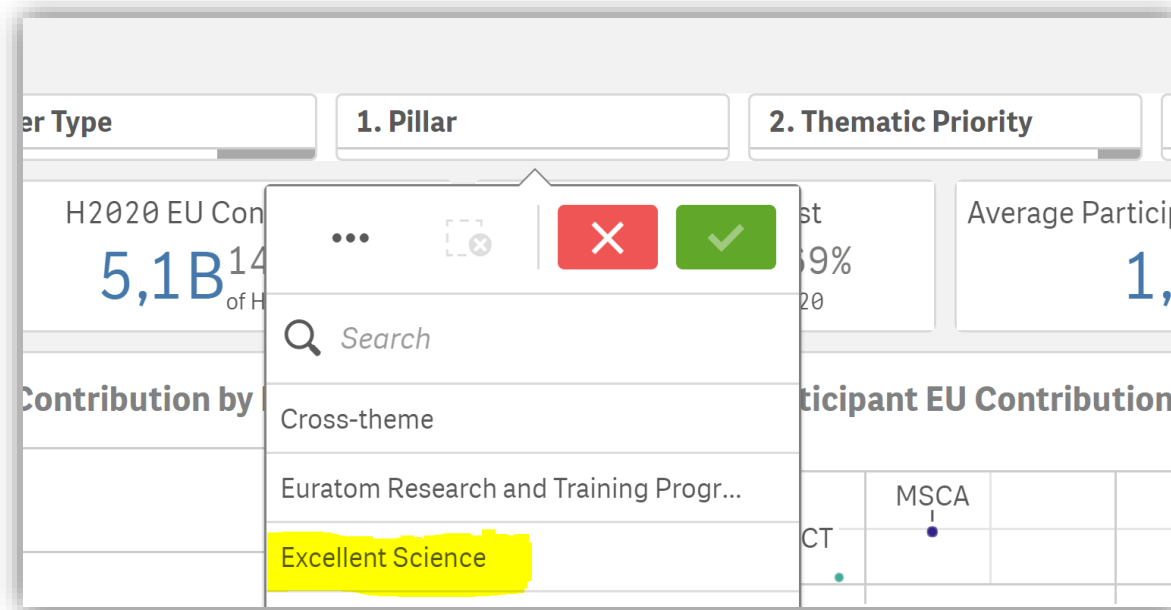
# 4) Participation by Thematic Priority and by Pillar

- To see more details, click on any of the bars in the chart.



## 4) Participation by Thematic Priority and by Pillar

- To see details for Participation by Pillar, go back to the dashboard (via close button on the top right ) and click on **“Pillar”**, then select your chosen Pillar(s), e.g. **“Excellent Science”**.



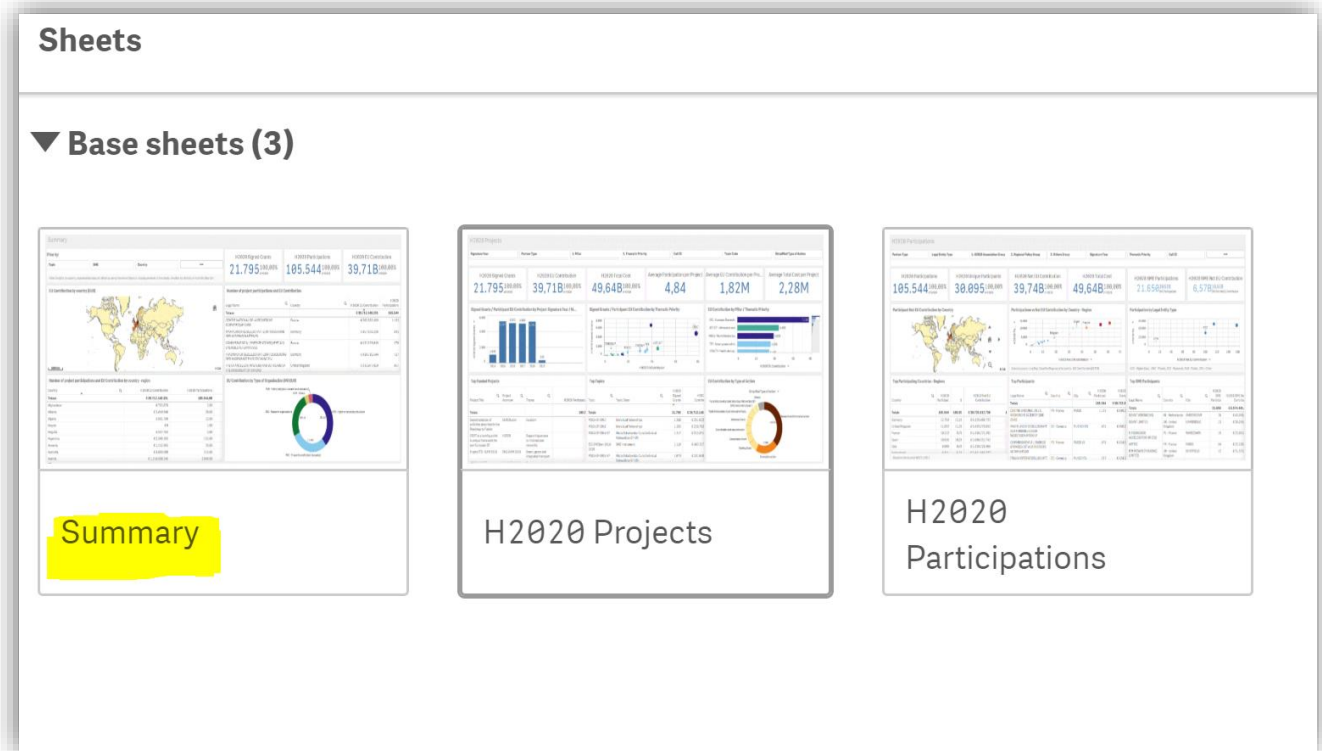
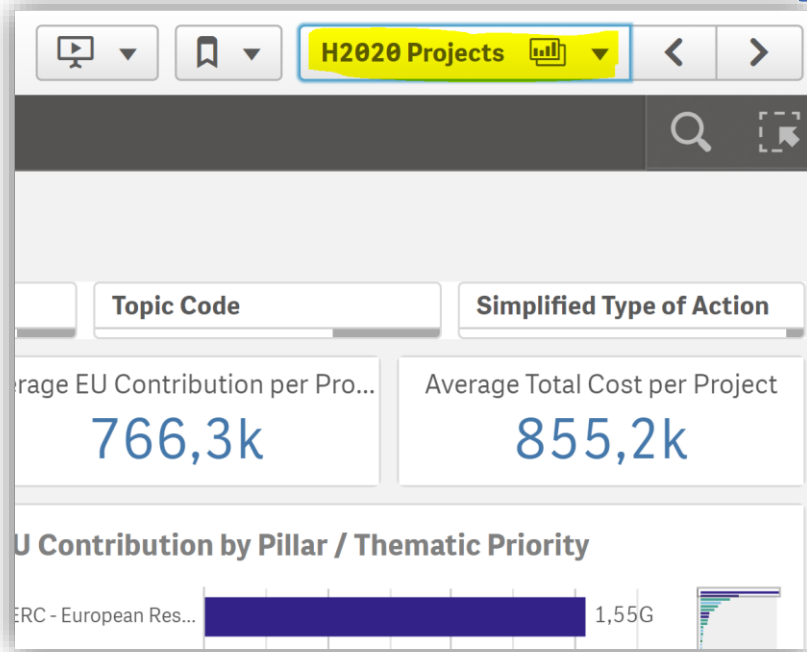
# Contents

- 1) [Accessing the data](#)
- 2) [UK Total Participations and Funding](#)
- 3) [Project Participant Organisation Type](#)
- 4) [Participation by Thematic Pillar and Excellent Science](#)
- 5) [Top 50 UK HES Organisations](#)
- 6) [Project Participants by Region](#)



# 5) Top UK HES Organisations

- To check participations by UK HES Organisations, open the **“base sheet menu”** in the top right corner and double click on base sheet **“Summary”**.



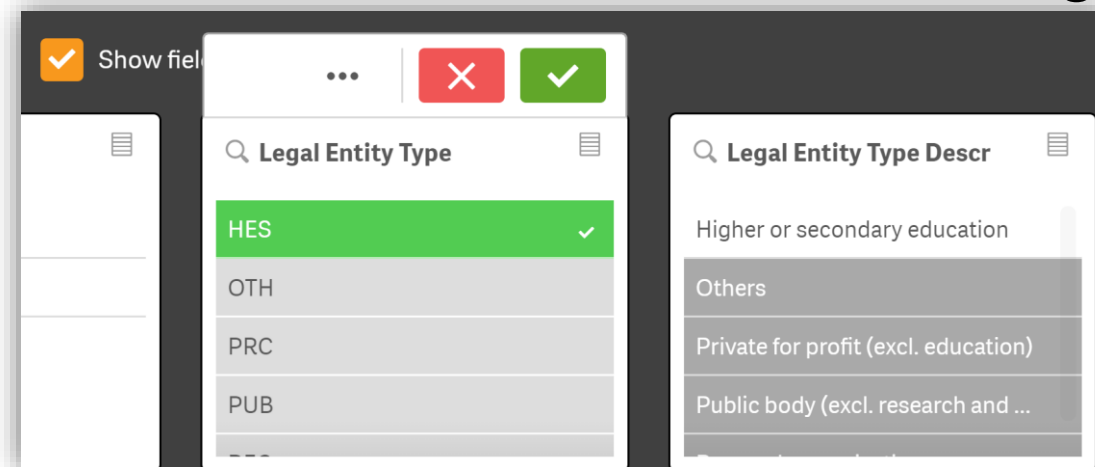
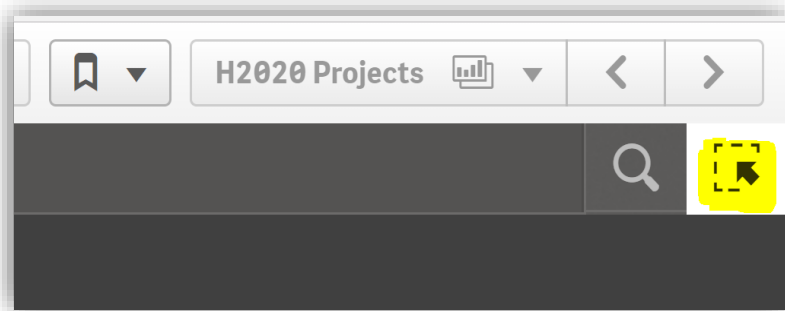
## 5) Top UK HES Organisations

- To access data only for the UK, click on the magnifying symbol in the bottom left corner and type “**United Kingdom**” in the search bar, select it from the list, and then click the tick symbol.

| Number of project participations and EU Contribution by country - region |                        |                        |
|--|------------------------|------------------------|
| Country  | EU Contribution (EUR)  | Project Participations |
| <b>Totals</b>  | <b>5.101.287.634 €</b> | <b>11.049</b>          |
| United Kingdom   | 5.101.287.634 €        | 11.049                 |

## 5) Top UK HES Organisations

- To access data only for HES organisations click on the **“selections tool”** in the top right corner.
- Find **“Legal Entity Type”** section by scrolling right, select **“HES”** and then click confirm selection.
- To go back to the dashboard click the **“selection tool”** again.



# 5) Top UK HES Organisations

- Data for participations and funding received only by HES organisations are shown in the top right corner. To expand the view click on the “**full screen symbol**”. Right click to export the data

|   |  |   |
|---|--|---|
| H2020 Signed Grants<br><b>5.259</b> 24,04%<br>of H2020          | H2020 Participations<br><b>6.682</b> 6,29%<br>of H2020 | H2020 EU Contribution<br><b>3,63G</b> 9,08%<br>of H2020 |
| <b>Number of project participations and Net EU Contribution</b> |  |   |
| Legal Name  | Country  | H2020 Net EU Cont                                       |
| <b>Totaux</b>   |  | <b>€ 3.634.534.182</b>                                  |
| THE CHANCELLOR, MASTERS AND SCHOLA...                           | United Kingdom   | € 330.972.581   |
| THE CHANCELLOR MASTERS AND SCHOLAR...                           | United Kingdom   | € 310.637.452   |
| UNIVERSITY COLLEGE LONDON                                       | United Kingdom   | € 279.271.397   |

|   |                |                           |                        |
|---|----------------|---------------------------|------------------------|
| <b>Number of project participations</b> |                |                           | <a href="#">Export</a> |
| Legal Name                              | Country        | H2020 Net EU Contribution |                        |
| <b>Totaux</b>                           |                |                           |                        |
| THE CHANCELLOR, MASTERS AND SCHOLA...   | United Kingdom |                           |                        |
| THE CHANCELLOR MASTERS AND SCHOLAR...   | United Kingdom |                           |                        |
| UNIVERSITY COLLEGE LONDON               | United Kingdom |                           |                        |
| IMPERIAL COLLEGE OF SCIENCE TECHNOL     | United Kingdom |                           |                        |

# 5) Top UK HES Organisations

- A detailed list of the top HES UK organisations will appear in a new window. The list can be downloaded – right click, click ‘...’ and then export.

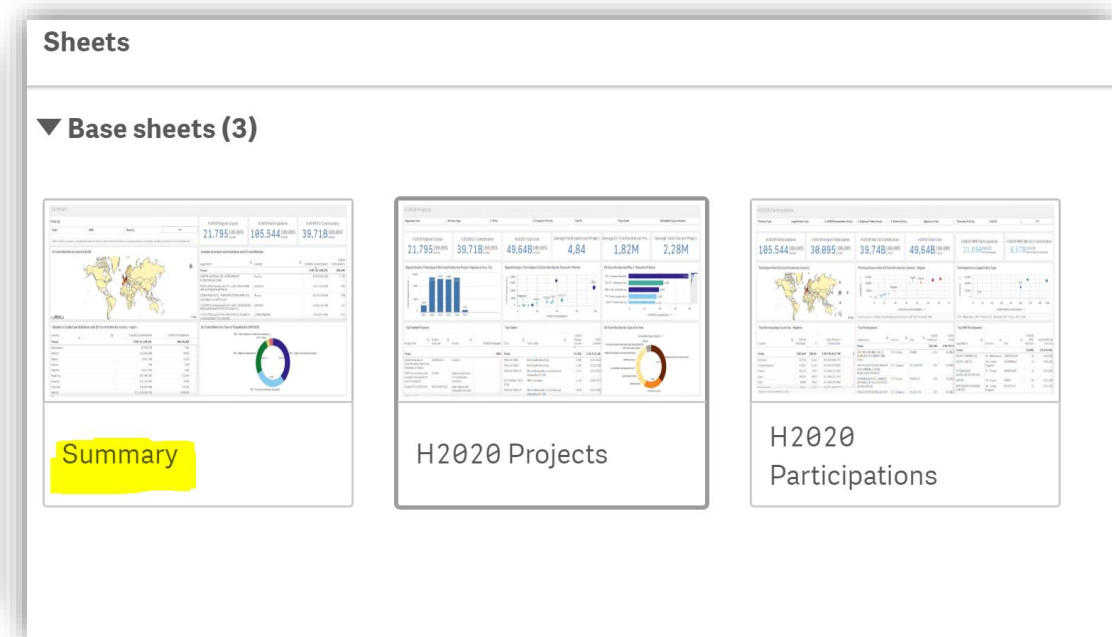
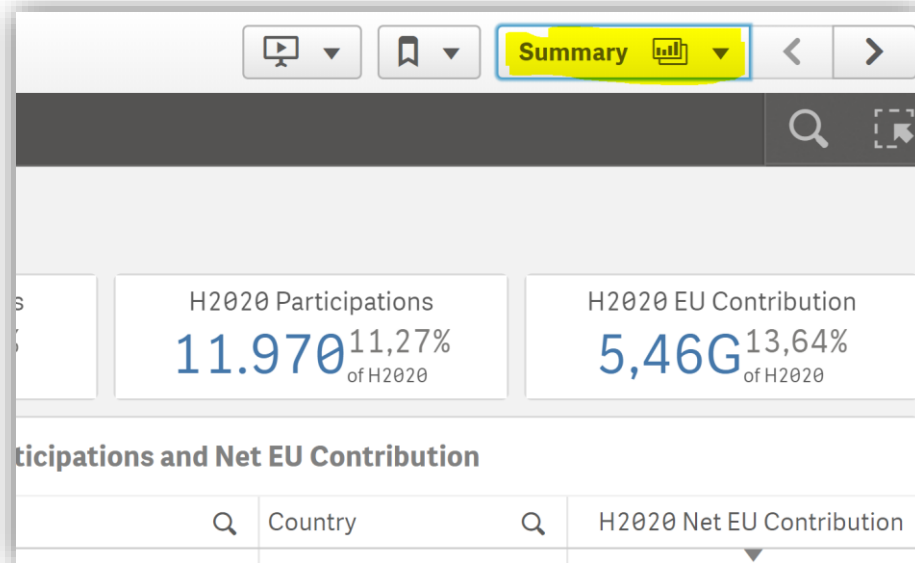
| Number of project participations and EU Contribution by organisation |   |                |   |                         |                        |
|--|---|----------------|---|-------------------------|------------------------|
| Legal Name   | Q | Country        | Q | EU Contribution (EUR)   | Project Participations |
| <b>Totals</b>  |   |                |   | <b>13.928.888.015 €</b> | <b>31.296</b>          |
| THE CHANCELLOR, MASTERS AND SCHOLARS OF THE UNIVERSITY OF OXFORD     |   | United Kingdom |   | 307.695.656 €           | 427                    |
| THE CHANCELLOR MASTERS AND SCHOLARS OF THE UNIVERSITY OF CAMBRIDGE   |   | United Kingdom |   | 294.244.448 €           | 450                    |
| UNIVERSITY COLLEGE LONDON  |   | United Kingdom |   | 263.489.302 €           | 409                    |
| IMPERIAL COLLEGE OF SCIENCE TECHNOLOGY AND MEDICINE                  |   | United Kingdom |   | 198.432.309 €           | 317                    |
| ECOLE POLYTECHNIQUE FEDERALE DE LAUSANNE                             |   | Switzerland    |   | 191.465.887 €           | 261                    |
| KOBENHAVNS UNIVERSITET   |   | Denmark        |   | 190.227.690 €           | 375                    |

# Contents

- 1) [Accessing the data](#)
- 2) [UK Total Participations and Funding](#)
- 3) [Project Participant Organisation Type](#)
- 4) [Participation by Thematic Pillar and Excellent Science](#)
- 5) [Top 50 UK HES Organisations](#)
- 6) [Project Participants by Region](#)

## 6) Project Participant by Region

- To see project participants by region, go to the “**base sheet menu**” in the top right corner and double click on base sheet “**Summary**”.



## 6) Project Participant by Region

- To access data only for the UK, click on the magnifying symbol in the bottom left corner and type “**United Kingdom**” in the search bar, select it from the list, and then click the tick symbol.

| Number of project participations and EU Contribution by country - region |                        |                        |
|--|------------------------|------------------------|
| Country  | EU Contribution (EUR)  | Project Participations |
| <b>Totals</b>  | <b>5.101.287.634 €</b> | <b>11.049</b>          |
| United Kingdom   | 5.101.287.634 €        | 11.049                 |



## 6) Project Participant by Region

- To see data for regional participations, click on the **“selection tool”** in the top right corner.
- Scroll right to find the **“NUTS1”** section, then select the UK regions of interest and then click confirm selection.
- To go back to the dashboard click the **“selection tool”**.

