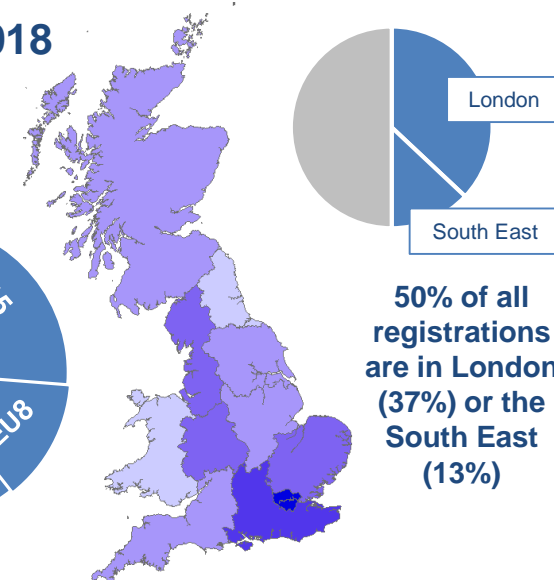
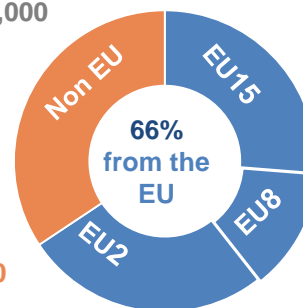
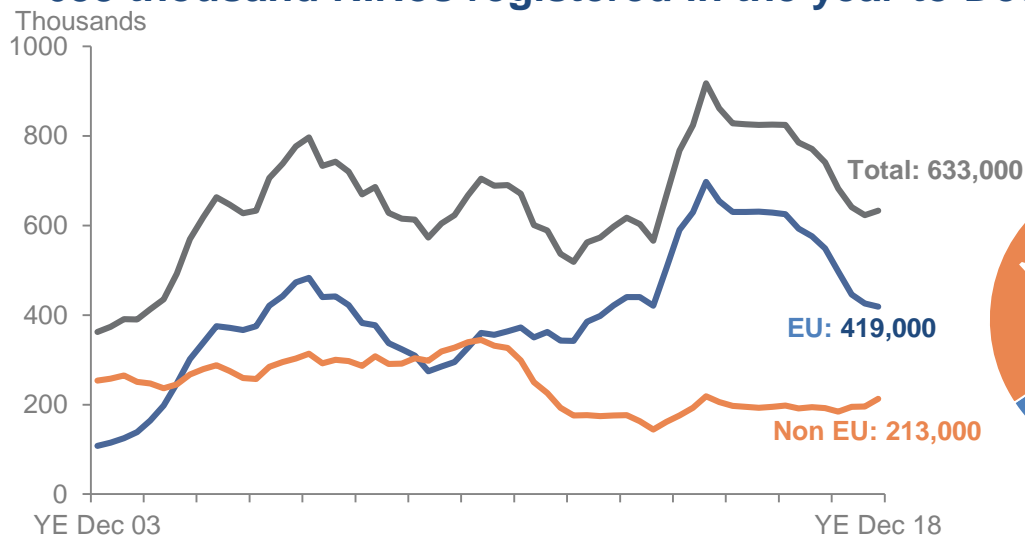




Department  
for Work &  
Pensions

# National Insurance Numbers Allocated to Adult Overseas Nationals Registrations to December 2018

## 633 thousand NINOs registered in the year to December 2018



### Changes from the previous year : By world area (in thousands)

World areas	YE December 18 total	YE December 17 total	% change to previous year
<b>Total</b>	<b>633</b>	<b>683</b>	<b>-7%</b>
<b>European Union</b>	<b>419</b>	<b>497</b>	<b>-16%</b>
(of which) EU15	162	188	-14%
(of which) EU8	85	113	-25%
(of which) EU2	168	193	-13%
<b>Non-European Union</b>	<b>213</b>	<b>185</b>	<b>+15%</b>

### ...and the top 5 Nationalities. Registrations to December 2018 (thousands) and % change from the previous year.

EU	Non EU
Romania	India
134 (-13%)	46 (+43%)
Poland	Pakistan
46 (-26%)	14 (+13%)
Italy	China
43 (-16%)	12 (+7%)
Bulgaria	United State
33 (-15%)	11 (+10%)
Spain	Australia
31 (-13%)	10 (-10%)

Nationalities with the largest increases in registrations in the year to December 2018 are: India (see above), Nigeria up 30% to 9000, Croatia up 197% to 2000 and Pakistan (see above).