



PHE Weekly National Influenza Report

Summary of UK surveillance of influenza and other seasonal respiratory illnesses

21 February 2019 – Week 08 report (up to week 07 data)

This report is published weekly on the [PHE website](#). For further information on the surveillance schemes mentioned in this report, please see the [PHE website](#) and the [related links](#) at the end of this document.

| [Summary](#) | [Community surveillance](#) | [GP consultation rates](#) | [Hospitalisations](#) | [All-cause mortality](#) | [Microbiological surveillance](#) | [Vaccination](#) | [International](#) | [Acknowledgements](#) | [Related links](#) |

Summary – Week 07 (ending 17 February 2019)

- During week 07 influenza continued to circulate in the community with activity indicators at **Low** intensity.
- The impact of flu on healthcare services is at **High** impact for hospitalisations and ICU/HDU influenza admissions.
- Influenza A(H1N1)pdm09 is the dominant circulating subtype. The Department of Health & Social Care has issued an [alert](#) on the prescription of antiviral medicines by GPs

Community

- One-hundred new acute respiratory outbreaks have been reported in the past 7 days. Sixty-five outbreaks were reported from care homes where 30 tested positive for influenza A(not subtyped), 3 influenza A(H1N1)pdm09, 1 parainfluenza, 1 RSV and 1 rhinovirus. Fifteen outbreaks were reported from hospitals where 10 tested positive for influenza A(not subtyped), 2 influenza A(H1N1)pdm09, 1 human metapneumovirus (hMPV) and 1 co-infection of influenza A(H1N1)pdm09 and RSV. Seventeen outbreaks were reported from schools where 3 were positive for influenza A(not subtyped) and 1 was positive for an infection of Bordetella spp. The remaining 3 outbreaks were reported from the Other settings category with no test results available.

Primary Care

- The rate of influenza-like illness (ILI) was at **Low intensity** levels. The overall weekly ILI GP consultation rate was 21.1 per 100,000 registered population in participating GP practices for England, this is a slight decrease from 23.1 per 100,000 in week 06 2019.
- In the devolved administrations, ILI rates were **Below Baseline** threshold levels for Northern Ireland and Scotland and were at **Low intensity** levels for Wales.

GP ILI
Consultations
England



Secondary Care

- Hospitalisation rate observed was at **High impact** levels, with a rate of 5.97 per 100,000 trust catchment population for England (20 NHS Trusts), this is a decrease from 6.86 per 100,000 in week 06.
- ICU/HDU admission rate observed was at **High impact** levels, with a rate of 0.49 per 100,000 trust catchment population for England (137/143 NHS Trusts), this is similar to 0.55 per 100,000 in week 06.
- There were 7 new influenza admissions (5 influenza A(H1N1)pdm09 and 2 influenza A(unknown subtype)) reported from the 6 Severe Respiratory Failure centres in the UK.

Hospitalisation



All-cause mortality

- In week 07 2019, no statistically significant excess all-cause mortality by week of death was seen overall and by age group in England. In the devolved administrations, no statistically significant excess all-cause mortality for all ages was observed in Wales and Northern Ireland in week 07 and in Scotland in week 05 2019.

Microbiological surveillance

- Primary care:** 65 samples tested positive for influenza (43 influenza A(H1N1)pdm09, 19 influenza A(H3) and 3 influenza A(not subtyped) with a positivity of 49.6% through the UK GP sentinel swabbing schemes.
- Secondary care:** Influenza percent positivity was 27.9%, **Above Baseline** threshold level, this is similar to 28.7% in week 06. There were 998 detections recorded through the DataMart scheme (335 influenza A(H1N1)pdm09, 284 influenza A(H3), 377 influenza A(not subtyped) and 2 influenza B).

Secondary
Care



Vaccination

- Provisional data from the fourth monthly collection of influenza vaccine uptake in GP patients shows that in 99.6% of GP practices the proportions of people in England who had received the 2018/19 influenza vaccine in targeted groups by 31 January 2019 were: 46.9% in under 65 years in a clinical risk group, 45.0% in pregnant women and 71.3% in 65+ year olds. In 99.4% of GP practices reporting for the childhood collection the provisional proportions vaccinated by 31 January 2019 were: 43.1% in 2 year olds and 45.2% in 3 year olds.
- Provisional data from the fourth monthly collection of influenza vaccine uptake by frontline healthcare workers show 68.6% were vaccinated by 31 January 2019, compared to 67.6% vaccinated in the previous season by 31 January 2018.
- Provisional data from the fourth monthly collection of influenza vaccine uptake for children of school years reception to year 5 shows 63.9% in school year reception age, 63.4% in school year 1 age, 61.4% in school year 2 age, 60.2% in school year 3 age, 58.0% in school year 4 age and 56.2% in school year 5 age were vaccinated by 31 January 2019.

International situation

- In the temperate zone of the Northern hemisphere, influenza activity continued to increase with influenza A(H1N1)pdm09 predominating overall. In the temperate zones of the Southern hemisphere, influenza activity returned to inter-seasonal levels with the exception of some parts of Australia where influenza activity remained above inter-seasonal levels. Worldwide, seasonal influenza subtype A viruses accounted for the majority of detections.

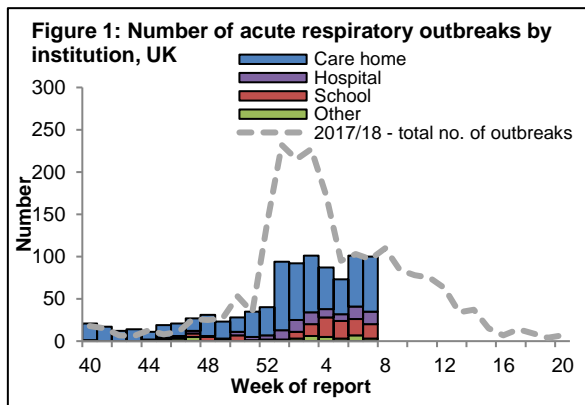
Key		
Arrows (vs previous week):		Colour (intensity according to MEM threshold):
↑ Increase	● Below Baseline	● High
↓ Decrease	● Above Baseline/Low	● Very High
↔ Stable/No trend	● Medium	

One-hundred new acute respiratory outbreaks were reported in the past 7 days.

- Acute respiratory disease outbreaks

- One-hundred new acute respiratory outbreaks have been reported in the past 7 days. Sixty-five outbreaks were reported from care homes where 30 tested positive for influenza A(not subtyped), 3 influenza A(H1N1)pdm09, 1 parainfluenza, 1 RSV and 1 rhinovirus. Fifteen outbreaks were reported from hospitals where 10 tested positive for influenza A(not subtyped), 2 influenza A(H1N1)pdm09, 1 human metapneumovirus (hMPV) and 1 co-infection of influenza A(H1N1)pdm09 and RSV. Seventeen outbreaks were reported from schools where 3 were positive for influenza A(not subtyped) and 1 was positive for an infection of *Bordetella* spp. The remaining 3 outbreaks were reported from the Other settings category with no test results available.

-Outbreaks should be recorded on HPZone and reported to the local Health Protection Teams and respscidsc@phe.gov.uk



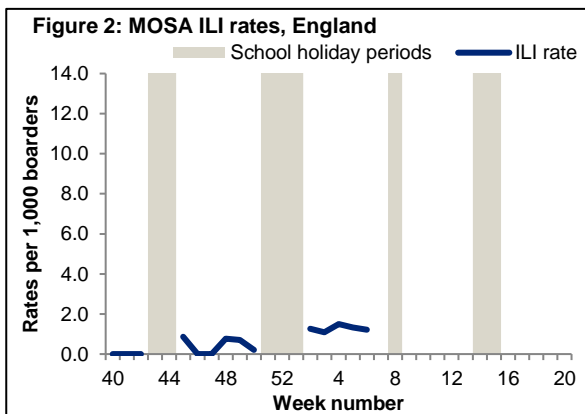
- Medical Officers of Schools Association (MOSA) & PHE surveillance scheme

- Boarding schools in England within the MOSA network are recruited each season to report various respiratory related illnesses including influenza like illnesses (ILI). For the 2018/19 season, 21 MOSA schools have agreed to participate in the scheme, including a total of 6,661 boarders.

- The overall rate (all boarders) for week 06 was 1.2 per 1,000 boarders compared to 1.3 per 1,000 boarders in week 05.

-Since week 40, there have been 14 outbreaks reported from 8 MOSA schools, with a total of 50 ILI cases identified. Of the 14 outbreaks, 2 outbreaks have tested positive for influenza A (H1N1)pdm09 and 1 outbreak has tested positive for influenza B.

- If you are a MOSA school and would like to participate in this scheme, please email mosa@phe.gov.uk for more information.

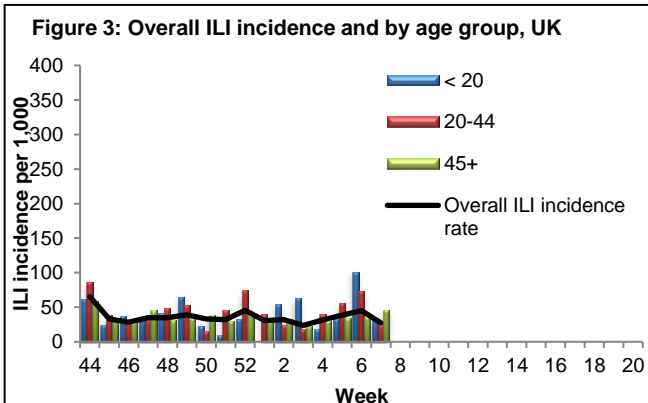


- FluSurvey

- Internet-based surveillance of influenza-like illness in the general population is undertaken through FluSurvey. A project run by PHE to monitor ILI activity in the community.

- The overall ILI rate (all age groups) for week 07 2019 was 27.5 per 1,000 (67/2,439 people reported at least 1 ILI) (Figure 3) compared to 45.1 per 1,000 in the previous week, with the highest rate seen in the 45+ year olds (46.3 per 1,000).

- If you would like to become a participant of the FluSurvey project please do so by visiting the <https://flusurvey.net/en/accounts/register/> website for more information.



In week 07, the overall weekly influenza-like illness (ILI) GP consultation rate decreased slightly from the previous week but remained at low intensity levels in England. In the devolved administrations, ILI rates decreased with Wales at low intensity levels.

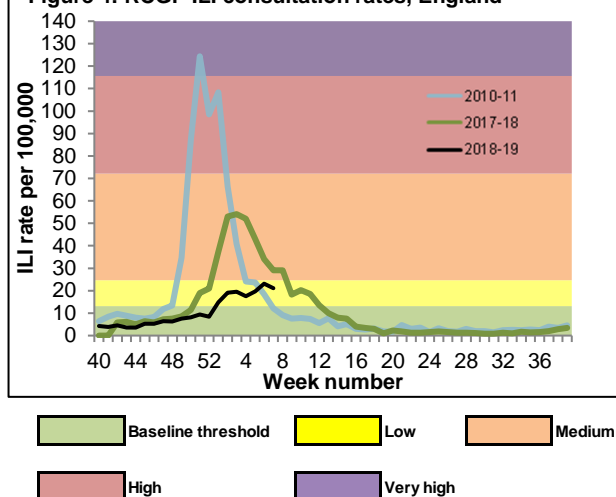
- GP ILI consultations in the UK

RCGP (England)

The weekly ILI consultation rate through the RCGP surveillance was at 21.1 per 100,000 registered population in participating GP practices in week 07 2019, this is a slight decrease from 23.1 per 100,000 in week 06. This is above the baseline threshold (13.1 per 100,000) (Figure 4*). By age group, the highest rates were seen in 45-64 year olds (25.1 per 100,000) and in 15-44 year olds (23.4 per 100,000).

**The Moving Epidemic Method (MEM) has been adopted by the European Centre for Disease Prevention and Control to calculate thresholds for GP ILI consultations for the start of influenza activity (based on 10 seasons excluding 2009/10) in a standardised approach across Europe. For MEM intensity threshold values, please visit: <https://www.gov.uk/guidance/sources-of-uk-flu-data-influenza-surveillance-in-the-uk#clinical-surveillance-through-primary-care>*

Figure 4: RCGP ILI consultation rates, England



UK

In week 06, overall weekly ILI consultation rates across all countries of the UK have decreased but remained above their respective baseline thresholds for England and Wales at low activity levels. In Northern Ireland and Scotland ILI rates remained below baseline threshold levels (Table 1).

By age group, the highest rates were seen in the 45-64 year olds in Scotland and Wales (36.7 per 100,000 and 29.8 per 100,000 respectively) and in the 65+ year olds in Northern Ireland (22.0 per 100,000 respectively).

Table 1: GP ILI consultations in the UK for all ages with MEM thresholds applied*

Table 1: GP-IE consultations in the UK for all ages with MEM thresholds applied																			
Week number																			
40	41	42	43	44	45	46	47	48	49	50	51	52	1	2	3	4	5	6	7
4.2	3.9	4.5	3.6	3.6	5.3	5.2	6.4	6.2	7.6	8.1	9.4	8.4	14.8	19.2	19.6	17.5	19.7	23.1	21.1
7.0	3.6	4.2	6.6	6.3	6.4	4.5	4.7	6.5	3.2	4.5	9.0	9.5	14.7	20.4	22.9	15.7	20.4	21.4	17.2
7.3	5.0	3.0	3.8	2.8	7.5	4.0	4.7	6.0	4.0	6.4	10.3	6.9	16.7	25.9	18.8	26.7	32.3	30.4	26.7
3.8	3.5	3.8	3.6	3.8	5.0	6.3	4.5	5.6	6.0	8.4	8.9	9.0	13.5	18.9	14.4	12.4	14.5	16.2	14.5

**The Moving Epidemic Method (MEM) has been adopted by the European Centre for Disease Prevention and Control to calculate thresholds for GP ILI consultations for the start of influenza activity (based on 10 seasons excluding 2009/10), in a standardised approach across Europe. For MEM threshold values for each country, please visit: <https://www.gov.uk/guidance/sources-of-uk-flu-data-influenza-surveillance-in-the-uk#clinical-surveillance-through-primary-care>*

GP In Hours Syndromic Surveillance System (England)

The weekly ILI consultation rate through the GP In Hours Syndromic Surveillance system is at 14.7 per 100,000 in week 07 2019 (Figure 5).

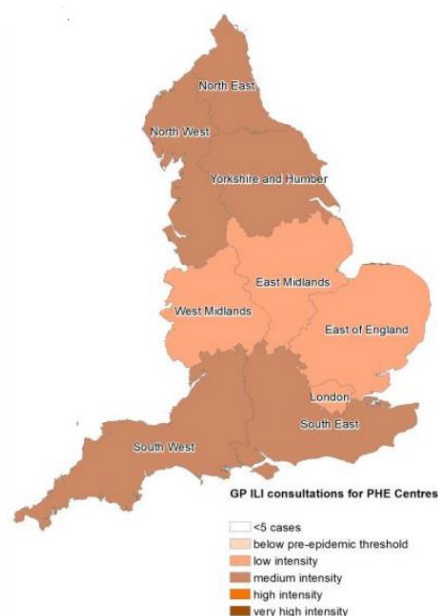
During week 07, there were decreases in influenza-like illness (ILI) seen in ED attendances, GPOOH and GPIH (across all age groups). There were further decreases in NHS 111 cold/flu calls.

Figure 5 represents a map of GP ILI consultation rates in week 07 across England by PHE centres, with influenza-like illness surveillance MEM thresholds applied.

ILI consultation rates presented for each utLA on the map should be interpreted in context of regional and national ILI activity; as MEM thresholds are calculated (based on previous influenza seasons from 2012/13 onwards) separately for each of the nine PHE centres and utLA rates are then compared to Centre-level thresholds only, therefore utLAs with higher background rates than the Centre may appear to have higher ILI activity.

For further information, please see the syndromic surveillance [webpage](#).

Figure 5: Map of GP ILI consultation rates in week 07



In week 07 2019, there were 517 hospitalised confirmed influenza cases (97 influenza A(H1N1)pdm09, 95 influenza A(H3N2), 324 influenza A(unknown subtype) and 1 influenza B) reported through the USISS sentinel hospital network across England (20 NHS Trusts). There were 261 new admissions to ICU/HDU with confirmed influenza (69 influenza A(H1N1)pdm09, 17 influenza A(H3N2), 174 influenza A(unknown subtype) and 1 influenza B) reported through the USISS mandatory ICU/HDU surveillance scheme across the UK (137/143 NHS Trusts in England).

- USISS sentinel weekly hospitalised confirmed influenza cases, England (week 07)

- In week 07 2019, there were 517 hospitalised laboratory confirmed influenza cases (97 influenza A(H1N1)pdm09, 95 influenza A(H3N2), 324 influenza A(unknown subtype) and 1 influenza B) reported from 20 NHS Trusts across England through the USISS sentinel hospital network, with a rate of 5.97 per 100,000 trust catchment population compared to 6.86 per 100,000 in the previous week (Figures 6 and 7). This is above the baseline impact threshold of 0.89 per 100,000 within the high impact range.

- A total of 4,128 hospitalised confirmed influenza admissions (1,579 influenza A(H1N1)pdm09, 414 influenza A(H3N2), 2,109 influenza A(unknown subtype) and 26 influenza B) and have been reported in the UK since week 40 2018 via the sentinel scheme.

Figure 6: Weekly hospitalised influenza case rate per 100,000 trust catchment population, England, since week 40 2018

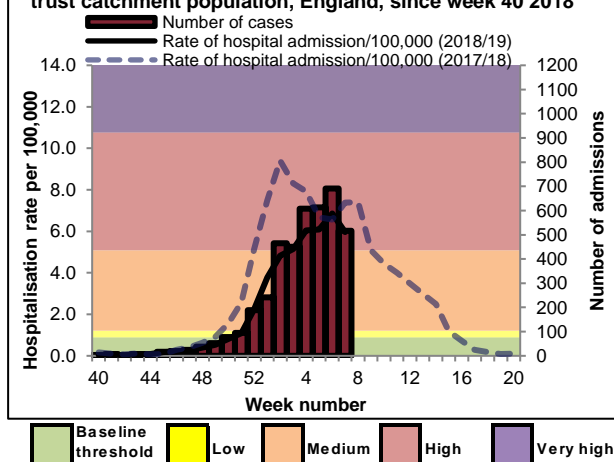
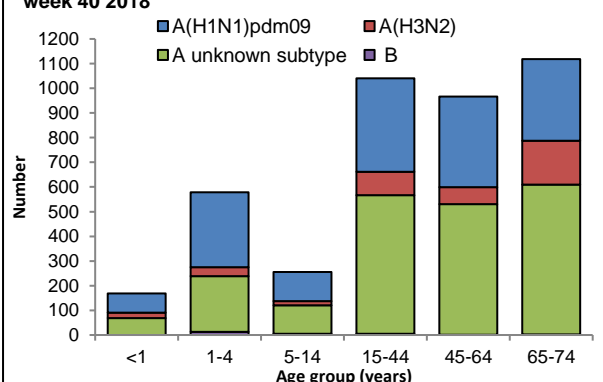


Figure 7: Cumulative hospitalised influenza admissions (USISS sentinel) by age group and flu type, England, since week 40 2018



*The Moving Epidemic Method (MEM) has been adopted by the European Centre for Disease Prevention and Control to calculate thresholds for ICU/HDU admission rates for the start of influenza activity (based on 6 seasons) in a standardised approach across Europe. For MEM threshold values, please visit: <https://www.gov.uk/guidance/sources-of-uk-flu-data-influenza-surveillance-in-the-uk#disease-severity-and-mortality-data>

- Number of new admissions and fatal confirmed influenza cases in ICU/HDU (USISS mandatory ICU scheme), UK (week 07)

- In week 07 2019, there were 261 new admissions to ICU/HDU with confirmed influenza (69 influenza A(H1N1)pdm09, 17 influenza A(H3N2), 174 influenza A(unknown subtype) and 1 influenza B) reported across the UK (137/143 Trusts in England) through the USISS mandatory ICU scheme. The rate for England (n=245) was 0.49 per 100,000 trust catchment population compared to 0.55 per 100,000 in the previous week (Figures 8 and 9), above the baseline threshold of 0.09 per 100,000 within the high impact range. Twenty-seven influenza laboratory-confirmed deaths were reported to have occurred in ICU in week 07 in the UK.

- A total of 2,469 new ICU/HDU admissions (820 influenza A(H1N1)pdm09, 130 influenza A(H3N2), 1,497 influenza A(unknown subtype) and 22 influenza B) and 227 confirmed deaths have been reported in the UK since week 40 2018.

Figure 8: Weekly ICU/HDU influenza admission rate per 100,000 trust catchment population, England, since week 40 2018

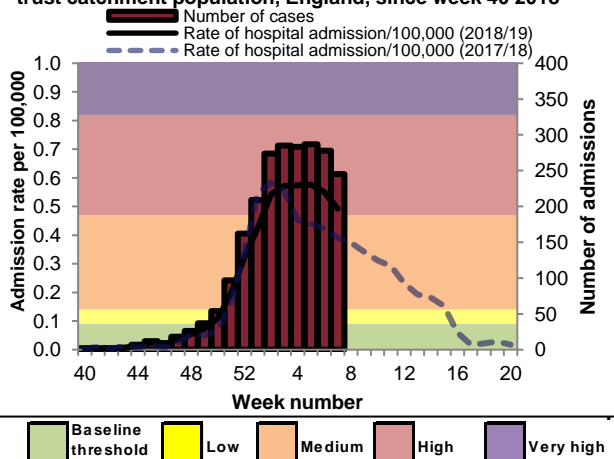
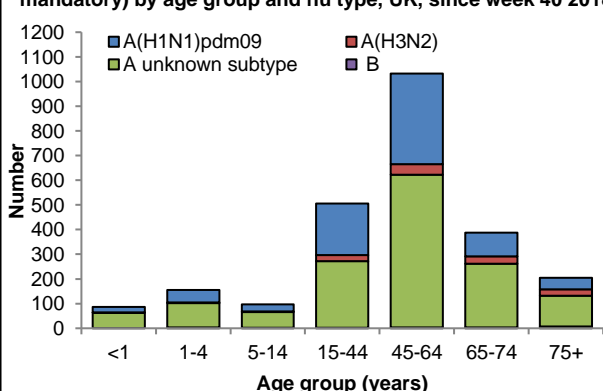


Figure 9: Cumulative ICU influenza admissions (USISS mandatory) by age group and flu type, UK, since week 40 2018



*The Moving Epidemic Method (MEM) has been adopted by the European Centre for Disease Prevention and Control to calculate thresholds for ICU/HDU admission rates for the start of influenza activity (based on 6 seasons) in a standardised approach across Europe. For MEM threshold values, please visit: <https://www.gov.uk/guidance/sources-of-uk-flu-data-influenza-surveillance-in-the-uk#disease-severity-and-mortality-data>

- USISS Severe Respiratory Failure Centre confirmed influenza admissions, UK (week 07)

- In week 07, there were 7 new admissions for laboratory confirmed influenza (5 influenza A(H1N1)pdm09 and 2 influenza A(unknown subtype)) among the 6 Severe Respiratory Failure (SRF) centres in the UK.

- Since week 40 there have been 76 confirmed influenza admissions (61 influenza A(H1N1)pdm09, 4 influenza A(H3N2) and 11 influenza A(unknown subtype)) to ECMO centres

All-cause mortality data

[| Back to top |](#)

In week 07 2019, no statistically significant excess all-cause mortality by week of death was observed overall and by age group in England, through the EuroMOMO algorithm. In the devolved administrations, no statistically significant excess all-cause mortality for all ages was observed in Wales and Northern Ireland in week 07 2019 and in Scotland in week 05 2019.

- All-cause death registrations, England and Wales

- In week 06 2019, an estimated 11,660 all-cause deaths were registered in England and Wales (source: [Office for National Statistics](#)). This is a decrease compared to the 11,297 estimated death registrations in week 05 2019.

- Excess all-cause mortality by age group, England, Wales, Scotland and Northern Ireland

- In week 07 2019 in England, no statistically significant excess mortality by week of death above the upper 2 z-score threshold was seen overall, by age group and sub-nationally (all ages), after correcting ONS disaggregate data for reporting delay with the standardised [EuroMOMO](#) algorithm. This data is provisional due to the time delay in registration; numbers may vary from week to week.

- In the devolved administrations, no statistically significant excess all-cause mortality for all ages was observed in Wales and Northern Ireland in week 07 2019 and in Scotland in week 05 2019 (Table 2).

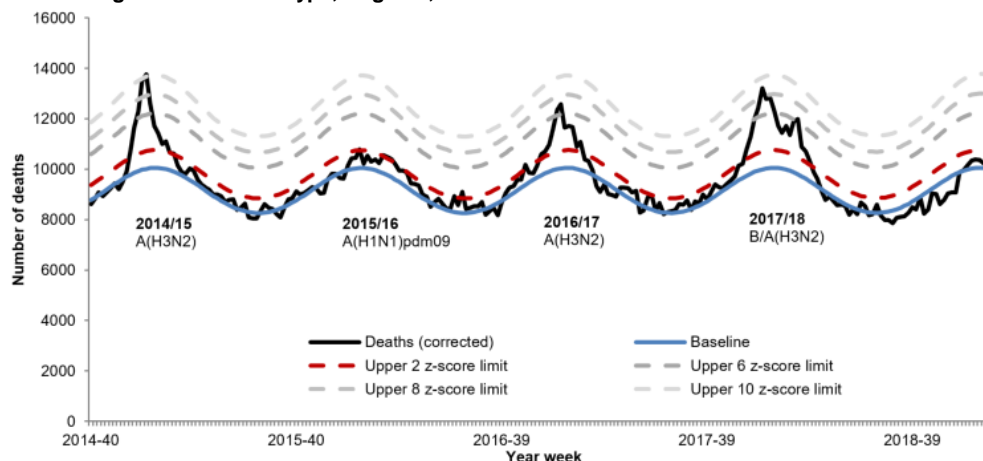
Table 2: Excess mortality by UK country, for all ages*

Country	Excess detected in week 06 2019?	Weeks with excess in 2018/19
England	x	NA
Wales	x	NA
Northern Ireland	x	1
Country	Excess detected in week 04 2019?	Weeks with excess in 2018/19
Scotland	x	52-2

* Excess mortality is calculated as the observed minus the expected number of deaths in weeks above threshold

* NA refers to data not available for this week

Figure 10: Weekly observed and expected number of all-age all-cause deaths, with the dominant circulating influenza A subtype, England, 2014 to week 07 2019

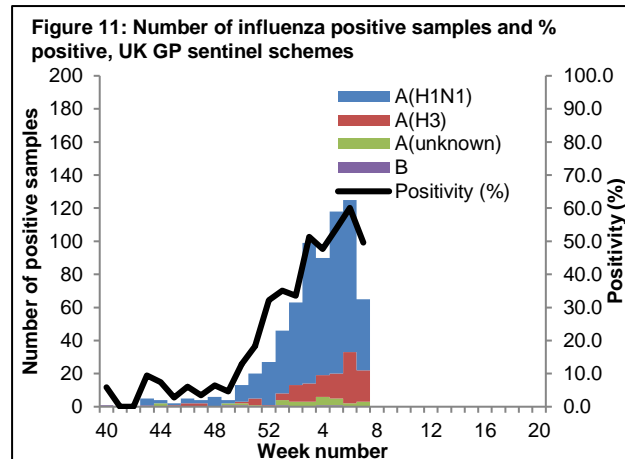


In week 07 2019, 65 samples tested positive for influenza (43 influenza A(H1N1)pdm09, 19 influenza A(H3) and 3 influenza A(not subtyped)) with a positivity of 49.6% through the UK GP sentinel schemes. 998 positive detections were recorded through the DataMart scheme (335 influenza A(H1N1)pdm09, 284 influenza A(H3), 377 influenza A(not subtyped) and 2 influenza B) with a positivity of 27.9%, this is above the baseline threshold of 9.2%.

- Sentinel swabbing schemes in England (RCGP) and the Devolved Administrations

- In week 07 2019, 65 samples tested positive for influenza (43 influenza A(H1N1)pdm09, 19 influenza A(H3) and 3 influenza A(not subtyped)) with an overall positivity of 49.6% compared to 60.1% in week 06 2019 through the UK GP sentinel swabbing schemes (Figure 11).

Since week 40, a total of 697 samples (548 influenza A(H1N1)pdm09, 114 influenza A(H3), 28 influenza A(unknown subtype) and 7 influenza B) tested positive for influenza through this scheme.

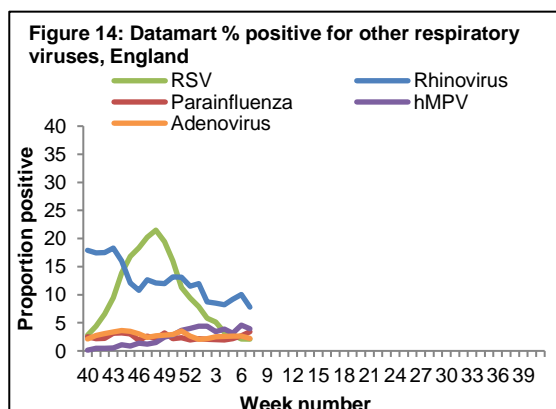
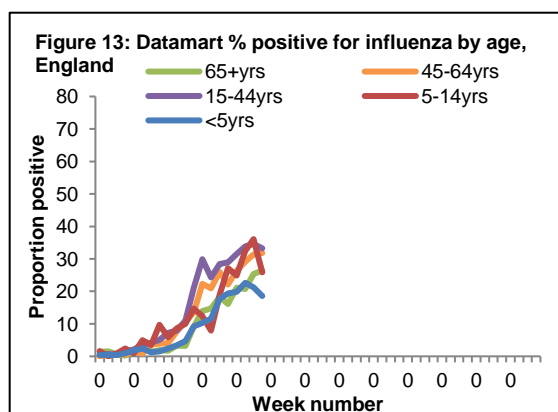
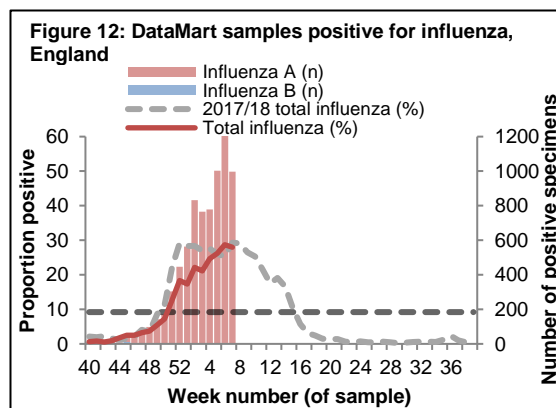


NB. Positivity (%) omitted when fewer than 10 specimens were tested

- Respiratory DataMart System (England)

- In week 07 2019, out of the 3,571 respiratory specimens reported through the Respiratory DataMart System, 998 samples (27.9.0%) were positive for influenza (335 influenza A(H1N1)pdm09, 284 influenza A(H3), 377 influenza A(not subtyped) and 2 influenza B) (Figure 12), which is above the MEM baseline threshold for this season of 9.2%. The highest positivity for influenza by age group was seen in the 15-44 year olds at 33.3% in week 07 (Figure 13).

RSV positivity remained low. Rhinovirus positivity decreased from 10.0% in week 06 to 7.8% in week 07 2019. Human metapneumovirus (hMPV) positivity decreased slightly from 4.6% in week 06 to 3.9% in week 07. Adenovirus continues to be at a stable low level at 2.2% in week 07. Parainfluenza positivity increased from 2.7% in week 06 to 3.9% in week 07 (Figure 14).



**The Moving Epidemic Method has been adopted by the European Centre for Disease Prevention and Control to calculate thresholds for GP ILI consultations for the start of influenza activity in a standardised approach across Europe. The threshold to indicate a likelihood of influenza community circulation for Datamart % positive as calculated through the Moving Epidemic Method is 9.2% in 2018/19.*

- Virus characterisation

PHE characterises the properties of influenza viruses through one or more tests, including [genome sequencing](#) (genetic analysis) and [haemagglutination inhibition \(HI\)](#) assays (antigenic analysis). These data are used to compare how similar the currently circulating influenza viruses are to the strains included in seasonal influenza vaccines, and to monitor for changes in circulating influenza viruses. The interpretation of genetic and antigenic data sources is complex due to a number of factors, for example, not all viruses can be cultivated in sufficient quantity for antigenic characterisation, so that viruses with sequence information may not be able to be antigenically characterised as well. Occasionally, this can lead to a biased view of the properties of circulating viruses, as the viruses which can be recovered and analysed antigenically, may not be fully representative of majority variants, and genetic characterisation data does not always predict the antigenic characterisation.

The PHE Respiratory Virus Unit has characterised 550 influenza A(H1N1)pdm09 viruses detected since week 40. Genetic characterisation of 498 influenza A(H1N1)pdm09 viruses detected since week 40 shows that they all belong in the genetic subgroup 6B.1, which was the predominant genetic subgroup in the 2017/18 season. Two-hundred and thirty-one A(H1N1)pdm09 viruses have been antigenically characterised and are similar to the A/Michigan/45/2015-like Northern Hemisphere 2018/19 (H1N1)pdm09 vaccine strain.

Genetic characterisation of 72 A(H3N2) influenza viruses shows that they all belong to genetic subclade 3C.2a, with 68 belonging to a cluster within this genetic subclade designated as 3C.2a1. The Northern Hemisphere 2018/19 influenza A(H3N2) vaccine strain belongs in genetic subclade 3C.2a1.

Of three influenza B viruses characterised to date, two influenza B viruses have been characterised where sequencing of the haemagglutinin (HA) gene shows they belong within genetic clade 1A of the B/Victoria lineage. One of them clusters in a subgroup characterised by deletion of two amino acids in the HA. The N.Hemisphere 2018/19 B/Victoria-lineage quadrivalent and trivalent vaccine component virus (a B/Colorado/06/2017-like virus), is a double deletion subgroup virus. The other influenza B virus has been characterised genetically as belonging to genetic clade 3 of the B/Yamagata lineage and antigenically as similar to the B/Phuket/3073/2013 B/Yamagata lineage vaccine component in the N.Hemisphere 2018/19 quadrivalent vaccine.

Table 3: Viruses characterised by PHE Reference Laboratory, 2018/19

Virus	No. viruses characterised			
	Genetic and antigenic	Genetic only	Antigenic only	Total
A(H1N1)pdm09	179	319	52	550
A(H3N2)	0	72	0	72
B/Yamagata-lineage	1	0	0	1
B/Victoria-lineage	0	2	0	2

- Antiviral susceptibility

Influenza positive samples are screened for mutations in the virus neuraminidase gene known to confer oseltamivir and/or zanamivir resistance. Additionally, testing of influenza A(H1N1)pdm09, A(H3N2), and influenza B virus isolates for neuraminidase inhibitor susceptibility (oseltamivir and zanamivir) is performed at PHE-RVU using a functional assay. The data summarized below combine the results of both testing methods. The samples tested are routinely obtained for surveillance purposes, but diagnostic testing of patients suspected to be infected with neuraminidase inhibitor-resistant virus is also performed.

During the current 2018/19 season since week 40 2018, 502 influenza A(H1N1)pdm09 viruses have been tested for oseltamivir susceptibility, 485 were fully susceptible and 17 were resistant confirmed by PHE-RVU. All 17 oseltamivir resistant cases have the H275Y amino acid substitution. Seven of the 17 cases are known to have received oseltamivir treatment. One case has no known exposure to oseltamivir. Nine further cases remain under investigation. 425 out of the 502 influenza A(H1N1)pdm09 virus have also been tested for zanamivir susceptibility and all were susceptible. 65 influenza A(H3N2) viruses have been tested for oseltamivir susceptibility and for zanamivir susceptibility and all were susceptible to both agents. Three influenza B viruses have been tested for susceptibility for both oseltamivir and zanamivir and all were susceptible to both agents.

- Antimicrobial susceptibility

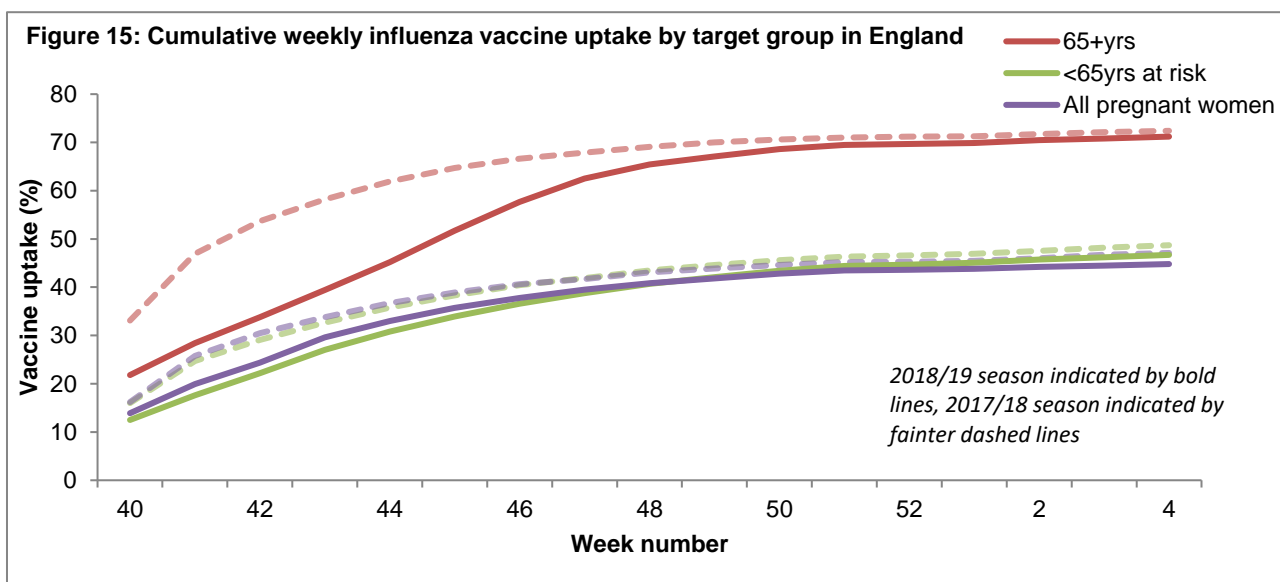
-Table 4 shows in the 12 weeks up to 17 February 2019, the proportion of all lower respiratory tract isolates of *Streptococcus pneumoniae*, *Haemophilus influenza*, *Staphylococcus aureus*, MRSA and MSSA tested and susceptible to antibiotics. These organisms are the key causes of community acquired pneumonia (CAP) and the choice of antibiotics reflects the British Thoracic Society empirical guidelines for management of CAP in adults.

Table 4: Antimicrobial susceptibility surveillance in lower respiratory tract isolates, 12 weeks up to 17 February 2019, E&W

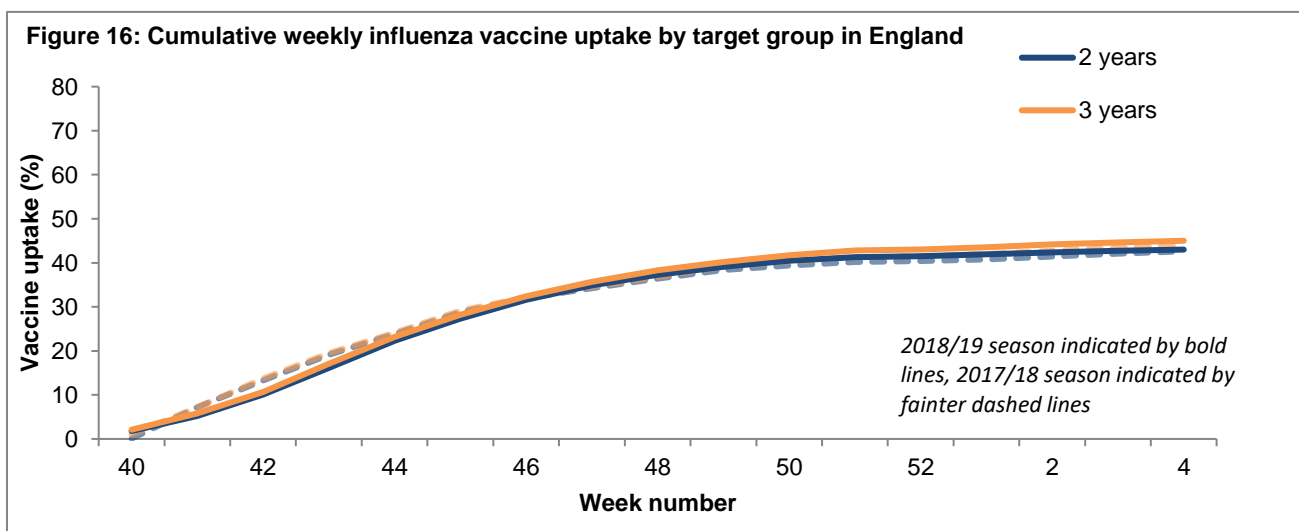
Organism	Antibiotic	Specimens tested (N)	Specimens susceptible (%)
S. pneumoniae	Penicillin	4264	89
	Macrolides	4655	84
	Tetracycline	4574	86
H. influenzae	Amoxicillin/ampicillin	16775	69
	Co-amoxiclav	18064	85
	Macrolides	3893	4
	Tetracycline	18081	98
S. aureus	Methicillin	7032	91
	Macrolides	7839	65
MRSA	Clindamycin	426	45
	Tetracycline	562	78
MSSA	Clindamycin	4471	76
	Tetracycline	5957	93

*Macrolides = erythromycin, azithromycin and clarithromycin

- Up to week 04 2019, in 97.4% of GP practices reporting weekly to ImmForm, the provisional proportion of people in England who had received the 2018/19 influenza vaccine in targeted groups was as follows (Figure 15):
 - 46.7% in under 65 years in a clinical risk group
 - 44.8% in pregnant women
 - 71.2% in 65+ year olds



- In 2018/19, all 2 and 3 year-olds continue to be eligible for flu vaccination, through their GPs. Up to week 04 2019, in 97.5% of GP practices reporting weekly to ImmForm, the provisional proportion of children in England who had received the 2018/19 influenza vaccine in targeted groups was as follows (Figure 16):
 - 43.0% in 2 year olds
 - 45.0% in 3 year olds



- Provisional data from the forth monthly collection of the influenza vaccine uptake by frontline healthcare workers show 68.6% were vaccinated by 31 January 2019 from 97.9% of all organisations, compared to 67.6% vaccinated in the previous season by 31 January 2018. The [report](#) provides uptake at national, NHS England local team and Trust-level.

- Provisional data from the fourth [monthly](#) collection of influenza vaccine uptake for children of school years Reception, 1, 2, 3, 4 and 5 age (from a sample of 100% of all Local Authorities in England) show the provisional proportion of children in England who received the 2018/19 influenza vaccine via school, pharmacy or GP practice by 31 January 2019 in targeted groups as follows:
 - 63.9% in children school year reception age (4-5 yrs) compared to 62.6% by 31 January 2018
 - 63.4% in children school year 1 age (5-6 yrs) compared to 60.9% by 31 January 2018
 - 61.4% in children school year 2 age (6-7 yrs) compared to 60.3% by 31 January 2018
 - 60.2% in children school year 3 age (7-8 yrs) compared to 57.5% by 31 January 2018
 - 58.0% in children school year 4 age (8-9 yrs) compared to 55.7% by 31 January 2018
 - 56.2% in children school year 5 age (9-10 yrs); age group not included in 2017/18 school vaccine programme.
- Provisional data from the fourth [monthly](#) collection of influenza vaccine uptake in GP patients up to 31 January 2019 show that in 99.6% of all GP practices in England responding to the main GP survey, the proportion of people in England who receive the 2018/19 influenza vaccine was as follows:
 - 46.9% under 65 year olds in a clinical risk group compared to 48.9% by 31 January 2018
 - 45.0% in pregnant women compared to 47.2% by 31 January 2018
 - 71.3% in 65+ year olds compared to 72.6% by 31 January 2018
- Provisional data from the fourth [monthly](#) collection of influenza vaccine uptake in GP patients up to 31 January 2019 show that in 99.4% of all GP practices in England responding to the child GP survey, the proportion of people in England who receive the 2018/19 influenza vaccine was as follows:
 - 43.1% in 2 year olds compared to 42.8% by 31 January 2018
 - 45.2% in 3 year olds compared to 44.2% by 31 January 2018

International Situation

[Back to top](#)

In the temperate zone of the Northern hemisphere, influenza activity continued to increase with influenza A(H1N1)pdm09 predominating overall. In the temperate zones of the Southern hemisphere, influenza activity returned to inter-seasonal levels, with the exception of some parts of Australia where influenza activity remained above inter-seasonal levels. Worldwide, seasonal influenza subtype A viruses accounted for the majority of detections.

- [Europe](#) updated on 15 February 2019 (Joint ECDC-WHO Europe Influenza weekly update)

In week 06 2019, influenza activity is widespread in the European Region and continues to increase. Influenza A virus detections dominated with A(H1N1)pdm09 viruses and A(H3N2) viruses co-circulating.

Of all the Member States and areas with influenza-like illness thresholds defined, countries in Eastern (Republic of Moldova, Russian Federation), Northern (Denmark, Estonia, Iceland, Ireland, Latvia, Lithuania, Norway and UK (England)), Southern (Greece, Israel, Italy, Montenegro, Romania, Serbia, The Former Yugoslav Republic of Macedonia) and Western (Austria, Belgium, Czech Republic, Hungary, Luxemburg, Netherlands, Poland, Portugal, Slovakia, Spain and Switzerland) areas of the European region reported activity above baseline levels.

Of 49 Member States and areas reporting on intensity, 2 reported baseline (Austria, Kazakhstan), 12 reported low (across the region), 26 reported medium (across the region) and 9 reported high (Southern, Western areas) intensity for week 06.

Of the 49 Member States reporting on geographic spread, 1 reported no activity, 3 reported sporadic cases, 3 reported local spread, 5 reported regional spread (in Eastern, Southern and Western areas) and 37 reported widespread activity (across the region).

For week 06, 2,209 (52.8%) of the 4,181 sentinel specimens tested positive for influenza viruses, 2,193 (99.3%) were influenza A and 16 (0.7%) were influenza B. Of the 1,545 type A viruses subtyped, 909 (58.8%) were influenza A(H1N1)pdm09 and 636 (41.2%) were influenza A(H3N2). Of the 5 type B viruses ascribed to a lineage all were B-Yamagata.

For week 06, 512 laboratory-confirmed influenza cases were reported in ICUs, 509 (99.4%) were infected with influenza type A viruses and 3 (0.6%) were infected with influenza type B viruses. Among the 320 laboratory confirmed influenza cases in other wards reported all were infected with influenza type A viruses.

For week 05, 13,151 specimens from non-sentinel sources (such as hospitals, schools, primary care facilities not involved in sentinel surveillance, or nursing homes and other institutions) tested positive for influenza viruses. Of the 13,151, 13,074 (99.4%) were type A and 77 (0.6%) were type B viruses. Of the 4,010 influenza A viruses that were subtyped, 2,707 (67.5%) were A(H1N1)pdm09 and 1,304 (32.5%) were A(H3N2). No B viruses ascribed to a lineage

For week 06, data from the 24 Member States or areas reporting to the EuroMOMO project were included in pooled analyses. The pooled estimates indicated excess mortality mostly among those aged 65+ years, but also in adults aged 15-64 years.

- [United States of America](#) updated on 15 February 2019 (Centre for Disease Control report)

During week 06, influenza activity in the United States (US) increased. Influenza A and B viruses continue to co-circulate. Influenza A viruses have predominated since the start of the season with influenza A(H1N1)pdm09 predominating in most areas, however influenza A(H3) predominated in South-Eastern US. In recent weeks some regions have reported equal numbers of influenza A(H1N1)pdm09 and A(H3) viruses.

A cumulative rate of 23.8 laboratory-confirmed influenza-associated hospitalisations per 100,000 population was reported, with the highest rate among those aged 65+ years old.

Nationwide during week 06, the proportion of outpatient visits for influenza-like illness (ILI) increased to 4.8% but remains above the national baseline of 2.2%.

For week 05, the proportion of deaths attributed to pneumonia and influenza (P&I) was 7.0%, below the epidemic threshold (7.3% for week 05) in the National Center for Health Statistics (NCHS) Mortality Surveillance System.

Six influenza-associated pediatric deaths (2 influenza A(H1N1)pdm09 and 4 influenza A(not subtyped)) were reported to the CDC during week 06.

- [Canada](#) updated on 15 February 2019 (Public Health Agency report)

Overall, influenza activity continues to decline slowly and is past the peak in most Western regions, but continues to circulate with the Eastern regions. Influenza A(H1N1)pdm09 continues to be the most common influenza virus circulating.

In week 06, a total of 1,684 laboratory confirmed detections of influenza were reported, of which 98% were influenza A. The percentage of tests positive for influenza from sentinel laboratories decreased slightly compared to the previous week at 18.1%, which is above the seasonal threshold of 5.0%.

In week 06, 1.1% of visits to healthcare professionals were due to ILI, the percentage of visits for ILI is low compared to previous seasons.

To date this season, 1,933 influenza-associated hospitalisations have been reported by participating provinces and territories, of which 1,927 (99.7%) were associated with influenza A. To date this season, 356 ICU admissions and 82 deaths have been reported; all ICU admissions and all but 1 of the reported deaths were associated with influenza A.

- [Global influenza update](#) updated on 18 February 2019 (WHO website)

In the temperate zone of the Northern hemisphere, influenza activity continued to increase with influenza A(H1N1)pdm09 predominating overall. In the temperate zones of the Southern hemisphere, influenza activity returned to inter-seasonal, with the exception of some parts of Australia where influenza activity remained above inter-seasonal levels. Worldwide, seasonal influenza subtype A viruses accounted for the majority of detections.

In North America, influenza activity continued, with influenza A(H1N1)pdm09 as the dominant subtype followed by influenza A(H3N2) virus. In Canada, at national level, influenza activity appeared to have peaked with some subnational variations. In the United States, influenza activity increased over the past few weeks. At national level ILI activity was low overall, with the exception of some parts of the country. Influenza confirmed hospitalisation rates were lower than the previous two seasons with adults over 65 years accounting for the majority. In Mexico, influenza percent positivity remained elevated with influenza A(H1N1)pdm09 most frequently detected

In Europe, influenza activity continued to increase across the continent, with most countries crossing the epidemic threshold. High intensity was reported in 9 countries of South West Europe and hospitalisation rates were high in France and the UK. Although influenza A(H1N1)pdm09 was the most frequently detected virus overall, influenza A(H3N2) viruses co-circulated.

In Central Asia, increased levels of severe acute respiratory infections (SARI) were reported in Kazakhstan and Uzbekistan. Influenza activity of predominantly influenza A(H1N1)pdm09 virus was reported in Kazakhstan.

In Northern Africa, influenza detections continue to increase. ILI and influenza activity of predominantly influenza A(H1N1)pdm09 virus continued to increase in Morocco. In Tunisia, influenza detections have started to increase with predominantly influenza A(H3N2) detections.

In Western Asia, influenza activity remained elevated with all seasonal influenza subtypes co-circulating. Respiratory illness indicators and influenza detections appeared to decrease in Armenia, Georgia and Turkey with influenza A(H1N1)pdm09 and A(H3N2) viruses predominating in various proportions in different countries. Across the Arabian Peninsula, influenza activity peaked but continued to be reported, with detections of all seasonal subtypes at varying proportions.

In East Asia, influenza activity remained elevated, with influenza A(H1N1)pdm09 virus predominating. Although decreased, ILI and influenza activity were reported as high in China and Hong Kong SAR. Decreased detections of influenza A viruses (both subtypes) were reported in Japan. ILI levels and influenza A(H1N1)pdm09 detections continued to decrease in Republic of Korea. ILI activity appeared to have peaked in Mongolia with influenza A(H1N1)pdm09 virus most frequently detected.

In the Caribbean and Central American countries, influenza activity and RSV remained overall. Increased detections of influenza A(H1N1)pdm09 were reported in Suriname in recent weeks.

In the tropical countries of South America, influenza and RSV activity were low in general.

In Western and Middle Africa, Influenza virus detections were low across reporting countries. In Eastern Africa, increased influenza detections were reported in Madagascar and Mauritius with influenza A (both subtypes) circulating.

In Southern Asia, influenza activity remained elevated with influenza A viruses predominating. Influenza activity of predominantly influenza A(H1N1)pdm09 continued to increase in both Afghanistan and India. In Iran, influenza activity appeared to decrease with A(H3N2) virus predominating. There was a continued increase in detections in Pakistan with all seasonal influenza subtypes co-circulating.

In South-East Asia, influenza activity continued to be reported with all seasonal influenza subtypes co-circulating in the sub-region. Activity of predominantly influenza A(H1N1)pdm09 continued to be reported in Lao PDR, and was also reported in the Philippines along with influenza B-Victoria lineage. In Singapore, influenza activity appeared to decrease with all seasonal influenza subtypes detected.

The WHO GISRS laboratories tested more than 213,440 specimens between 21 January 2019 and 03 February 2019. 69,007 were positive for influenza viruses, of which 67,733 (98.2%) were typed as influenza A and 1,274 (1.8%) as influenza B. Of the sub-typed influenza A viruses, 25,052 (72%) were influenza A (H1N1)pdm09 and 9,734 (28%) were influenza A (H3N2). Of the characterized B viruses, 83 (27.8%) belonged to the B-Yamagata lineage and 216 (72.2%) to the B-Victoria lineage.

- [Avian Influenza](#) latest update on 21 January 2019 (WHO website)

Influenza A(H5) viruses

Between [14 December 2018 and 21 January 2019](#), no new laboratory-confirmed human cases of influenza A(H5) virus infections were reported to WHO.

According to reports received by the World Organization for Animal Health (OIE), various influenza A(H5) subtypes continue to be detected in birds in Africa, Europe and Asia.

Influenza A(H7N9)

Between [14 December 2018 and 21 January 2019](#), no new laboratory-confirmed human cases of influenza A(H7N9) virus infection were reported to WHO. There have been no publicly available reports from animal health authorities in China of influenza A(H7N9) virus detections in animals in recent months.

Influenza A(H9N2)

Between [14 December 2018 and 21 January 2019](#), 1 new laboratory-confirmed case of influenza A(H9N2) virus infection was reported to WHO from China. Avian influenza A(H9N2) viruses are enzootic in poultry in China

- [Middle East respiratory syndrome coronavirus \(MERS-CoV\)](#) latest update on 31 January 2019

Up to 20 February 2019, a total of five cases of Middle East respiratory syndrome coronavirus, MERS-CoV, (three imported and two linked cases) have been confirmed in the UK. On-going surveillance has identified 1,439 suspected cases in the UK that have been investigated for MERS-CoV and tested negative.

Between [27 January and 31 January 2019](#), the National IHR Focal Point of Oman reported 5 cases Middle East Respiratory Syndrome coronavirus(MERS-CoV).

Between [01 January 2019 and 31 January 2019](#), the National IHR Focal Point of The Kingdom of Saudi Arabia reported 14 additional cases of MERS-CoV including 3 deaths.

Globally, since September 2012, WHO has been notified of 2,279 laboratory-confirmed cases of infection with MERS-CoV, including 806 related deaths. Further information on management and guidance of possible cases is available [online](#). The latest ECDC MERS-CoV risk assessment can be found [here](#), where it is highlighted that risk of widespread transmission of MERS-CoV remains very low.

Acknowledgements

[| Back to top |](#)

This report was prepared by the Influenza section, Immunisations and Countermeasures Division, National Infection Service, Public Health England. We are grateful to all who provided data for this report including the RCGP Research and Surveillance Centre, the PHE Real-time Syndromic Surveillance team, the PHE Respiratory Virus Unit, the PHE Modelling and Statistics unit, the PHE Dept. of Healthcare Associated Infection & Antimicrobial Resistance, PHE regional microbiology laboratories, Office for National Statistics, the Department of Health, Health Protection Scotland, National Public Health Service (Wales), the Public Health Agency Northern Ireland, the Northern Ireland Statistics and Research Agency, QSurveillance® and EMIS and EMIS practices contributing to the QSurveillance® database.

Related links

[| Back to top |](#)

Sources of flu data

- [Clinical surveillance through primary care in the UK](#)
- [Outbreak reporting](#)
- [FluSurvey](#)
- [MOSA](#)
- [Real time syndromic surveillance](#)
- MEM threshold [methodology paper](#) and [UK pilot paper](#)

Disease severity and mortality data

- [USISS](#) system
- [EuroMOMO](#) mortality project

Vaccination

- Seasonal influenza vaccine programme ([Department of Health Book](#))
- Childhood flu programme information for healthcare practitioners ([Public Health England](#))
- 2018/19 Northern Hemisphere seasonal influenza vaccine recommendations ([WHO](#))